

To Do To Go: Teens

Try a new To Do To Go activity each month!

Fortune Cookies



1




Use a cup or holder to trace a circle onto paper.

2



Cut paper into a circle.

3




Fold the circle in half and crease the center.

4



Open circle and roll two sides so that they overlap.

5



Pinch sides together. Use glue/glue dot or hot glue gun on the center crease to help keep your cookie together.

6



Write a fortune, joke or affirmation on a small strip of paper. Insert into your paper fortune cookie and give it to a friend!

Your community would love to see your creations!

Send a photo of your finished work to todotogo@sno-isle.org and we'll share it on Sno-Isle Libraries social media platforms.

Check out the book list on the back!

Reading Suggestions


Pick these up at your local library!



American Born Chinese
by Gene Luen Yang




The Surprising Power of a Good Dumpling
by Wai Chim



Lucy and Linh
by Alice Pung



The Magnolia Sword: a Ballad of Mulan
by Sherry Thomas



Chinese Mythology
by Don Nardo