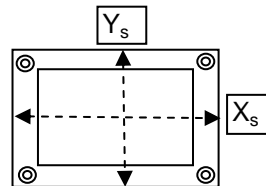
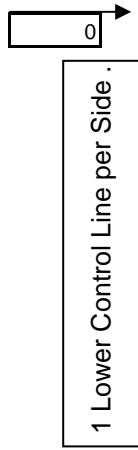
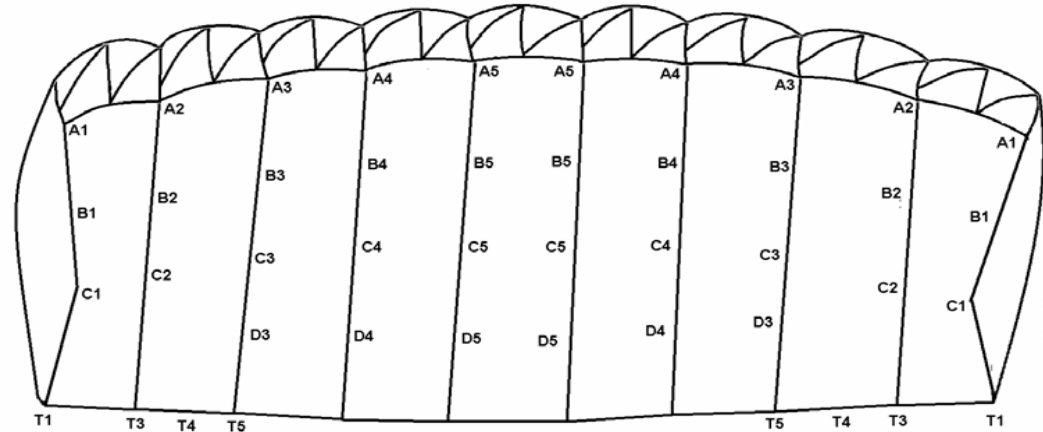
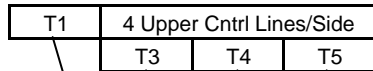


# Line Trim Specification Sheet

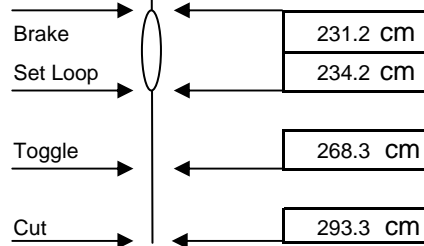
Fusion 135

s/n \_\_\_\_\_



Slider Dimensions			
Y <sub>s</sub> =	51	cm	
X <sub>s</sub> =	69	cm	
Measure along dotted lines			

Maximum Operating Weight Limit	kg	lbs
	98	216



	1		2		3		4		5	
	cm	inches	cm	inches	cm	inches	cm	inches	cm	inches
A	296.5	116.7	299.1	117.8	299.1	117.8	299.1	117.8	299.1	117.8
B	288.1	113.4	306.5	120.7	305.5	120.3	305.5	120.3	305.5	120.3
C	292.1	115.0	325.6	128.2	319.3	125.7	319.3	125.7	319.3	125.7
D	N/A	N/A	N/A	N/A	339.4	133.6	339.4	133.6	339.4	133.6
T	105.0	41.3	N/A	N/A	96.5	38.0	96.5	38.0	96.5	38.0