

Fuel Tank Specifications Chart

Skidsteer S185	24	Light Tower	30
Skidsteer 763	14	Forklift JCB 520	16
Skidsteer S150	23	Forklift 5K Warehouse	
Excavator 325	14	Forklift 6K	38
Excavator TB135	13	Forklift 8K	30
Chipper 5"	6	Mini Loader	6
Generator 20Kw	42	Trencher/Stump Grin	7
Generator 36Kw	79	Air Compressor	21
Generator 56Kw	103	Excavator TB228	14
Generator 60Kw Burrel	75		
Generator 175Kw Crawf250			
Generator 100Kw	169		

How to Find KW $Kva \times .8$

How to Find KVa $Kwx1.25$

Person = 700Btu/Sitting and 1400btu/dancing

12,000BTU = 1 Ton

50Kw = 170,000BTU

BTU Required = Sqft x Ceiling Height x T x Building Factor

T – Temperature Rise

Building Factor – Sealed .135 / unsealed .145 / Tent .160

1 Gallon propane = 91,500BTU's, 1lb Propane = 21,030 BTUs

Lawn & Garden

Aerator

Blue Bird 530
0"-3" Depth
19" Width
48"x30"x51"
288lbs



Trencher

Toro TRX-26
82"Lx46"Hx33.8"W
1,248lbs Weight
Gasoline unit 26HP
36"D x 4"W
6.3 Gallon Gasoline



Stump Grinder

Toro STX-26
33"Wx78"Lx44.5"T
26HP
1,200lbs
7 Gallon Gasoline
19"Wheel / 16 Teeth
Below Grade 12.5"
Cutter Height 33"
Head Swing 47"



Stump Grinder-Small

SC130 Vermeer
260lbs
76"Lx30"Wx42"T



Chipper 4" BlueBird

4" Chipper
14HP
300lbs (64"Lx26"Wx47"T)



Aerator

Blue Bird TA-10
0"-3" Depth
36" Width
55"x45"x28"
167lbs
Requires Tractor w/16HP+



Edger

BB550A
5.5HP
2"-4" Adjustment
140lbs



Hydraulic Slit Seeder

20" Seeder Width / up to 1" Deep
28"H (Folded) 27"L
260lbs
40lb Hopper/3MPH



Chipper 5" Vermeer

BC700XL
1,800lbs
11'8"Lx5'9"Wx8'5"T
2" Ball



Dethatcher Bluebird

PR18
18"W 125lbs (50"Lx28"Wx40"T)
5.5HP
6 Presets (+1" to -1" at .25 increments)



Rear Tine Tiller

FRC 800
7.9 HP (3F/1R)
20" Tilling Width
265lbs



Front Tine Tiller



Log Splitter

22 Ton Log Splitter
14 Second Cycle Time
26" Max Log Length
78" Lx45" W



Drain Snakes

DRZ-PH	1.5"-3" Lines	50'	1/4" Cable
Drain-Rooter PH	1 1/4" - 3" Lines	50'	5/16" Cable
Easy Rooter	3"-6" Lines	75'	5/8" Cable



Mixers

Mortar Mixer

9.5HP
1.8G Gasoline Tank
Poly drum .5" Thick
8Cuft (3-5 Bag)
560lbs (66"x34"x56")
2" Ball



Concrete Mixer

Honda GX240
6cuft (1/2-1 Bag)
690lbs (84"x56"x65")
2" Ball



Concrete Mixer-Small

2Cuft (1/4 Bag)
96lbs



Concrete Buggy

16cuft /2,500lb capacity
13 HP



Plate Tamper

5.5 HP
20"x24"
3K Force
185lb



Jumping Jack Tamper

3HP
11"x13" Shoe Size
4200RPM
137lb



Flooring

Floor Stripper

FCS16 Stripper
10amps 110v
14" Blade Width
23"H Folded
130lbs



Floor Grinder

258lbs
110v 20Amp or 240v
Dual Head must purchase stones
27"Wx37"T

Turbo Grinder

9" Edco
90lbs
41"Lx41"Hx16.5"W
15Amps 110v



Medium Concrete – Medium Bond. General Purpose Concrete



Soft Concrete – Hardest Bond. For use on abrasive concrete



Hard Concrete – Softest Bond. Use on crete that contains low amounts of abrasive.

Floor Buffer

1.5 HP / 175RPM
17" Pad
91lbs











THE INDUSTRY STANDARD



3M 20" FLOOR PADS
5 pads per case

No.	Speed	Color	Description
MCO 08278	Low	Black	High Productivity Stripping
MCO 08382	Low	Black	Stripping
MCO 08413	Low	Blue	Cleaning
MCO 08395	Low	Red	Buffing
MCO 08753	Ultra High	Aqua	Burnishing
MCO 19008	Ultra High	Natural Tan	Burnishing
MCO 08484	Low	White	Super Polishing
MCO 25858	Ultra High	Pink (not shown)	Eraser™/Burnishing

Which floor pad to use. (Listed below is the first choice of pad for each operation.)

Maintenance Operation	Equipment type	Machine Speed	3M™ Floor Pad
STRIP To remove all finish, sealer and contaminants from the floor surface. Done at the start of a maintenance program and at times when scrubbing will not achieve the desired result.	Rotary or Automatic	Low Speed 175-600 RPM	 3M™ High-Productivity Pad 7300 Quickly and thoroughly removes old finish, dirt and buildup. Unique, open web construction - stripping solution flows through pad to rinse out dirt and reduce loading. For heavy finish buildup, quick stripping and stain removal.
SCRUB Done prior to replacing worn finish. Provides a fresh new surface to maintain.	Rotary or Automatic	Low Speed 175-600 RPM	 3M™ Blue Cleaner Pad 5300 For heavy-duty scrubbing prior to recoating. Can also be used for heavy-duty spray cleaning or foam scrubbing. Removes dirt, spills and scuffs, leaving a clean surface ready for recoating.
CLEAN To remove light soil and other contaminants.	Rotary or Automatic	Low Speed 175-600 RPM	 3M™ Red Buffer Pad 5100 For light scrubbing. Cleans without dulling floor finish.
BUFF / SPRAY BUFF To remove scuffs and black heel marks and to enhance floor appearance.			 3M™ Red Buffer Pad 5100 Specially designed for spray buffing. Cleans when damp, buffs when dry. Quickly cleans and removes scuff marks while polishing floor to a high gloss.
BURNISH To repair finish and improve gloss and image clarity of floor surface. Scuff and Mark Removal Best Gloss	Electric, Battery, Propane	Ultra High Speed 1500 RPM and above	 3M™ Eraser™ Burnish Pad 3600 Ideal for harder finishes and heavy-traffic floors. Removes black marks in fewer passes than other pads. Retains excellent gloss and image clarity. Excellent durability and minimal finish removal. Best for black mark removal.
SOFT FINISH	Electric, Battery, Propane	Ultra High Speed 1500 RPM and above	 3M™ Aqua Burnish Pad 3100 For use on softer finishes. Produces a brilliant gloss. Exceptional durability and life. The problem solver for soft finishes.

Sanders

	Drum EZ8	Orbital 18"	Edger Super 7R
Size	8x19 Belt	12x18 Sheet	7" Disk
Speed	1,800RPM	3,450RPM	2,800RPM
Motor	1.5HP 110v	1HP 110v	1HP 110v
LxWxH	39x15x32	18x20x45	12x11x12
Weight	105lbs	109lbs	41lbs



Grit	Type	Purpose
24 - 36	Extra Coarse	Rapid material removal, ie hardwood flooring
40 - 60	Coarse	Rapid material removal, ie removal of paint & varnish
80 - 120	Medium	Sanding in preparation for final finish
150 - 240	Fine	Smoothing & finishing, ie sanding of bare wood

Pumps

	¾" Sub.	2" Sub.	2"Trash
Discharge Hose	¾"	2"	2"
Volume	1020GPH	73GPM	152GPM
Max Head	50'	92'	104'
HP/Engine	1/4HP	4 HP	4 HP
LxWxH	25' Cord	7"x15"	18"x14"
Weight		31lbs	46lbs



Generators

	20KW	36KW	56Kw	65Kw	100kw	100Kw	60Kw	175Kw
	25Kva	45Kva	70Kva	80Kva	125Kva	124Kva		
	MQ	MQ	MQ	QAS	MQ	QAS	Burrell	Crawford
dba @ 23'	63	65	68	68	68	69	50	
208v	60A	108A	168A	226A	301A	320A	160A	400
480v	30A	54A	64A	100A	150A	150A		
HP	55	67	98		173			320
Tank	42	79	103	120	169	120	75	250
Fuel Cons.	2.6	.9-2.8	1.4- 4.1	1.7- 4.8	2.5-7.3	2.4-6.8		4.5-15
LxWxH	144x65x79	76x35x49			120x44x56	122x44x60	154x86x72	100x48x87
Weight	2,940	2,282	2,755	3,783	4,700	5,135	3,000	6,400
							42 Run	

2200W Inverter Generator

2200 Starting Watts / 1800 Running Watts

4.5 Run time @ 50% Load / 8 Run time @ 25% load

52lbs

Electric Breakers

68lb Electric Breaker

1 1/8" 80lb Demo Hammer

110v 15Amp

29lb Electric Breaker

SDS Max

110v 15Amp

Loaders/Mini Excavators

	Mini Loader	Skidsteer			Mini Excavator		
	TX 427	763	S150	S185	Bobcat 325	Tak TB228	Tak TB135
Engine Fuel	Gasoline	Diesel	Diesel	Diesel	Diesel		Diesel
HP	25	46	46	56		24.3	
Operating Capacity	535lb	1500lbs	1500lb	1850lbs			
Tipping Load	1,530lbs	3000lbs	3000lbs	3900lbs			
Operating Weight	2006lbs	5368lbs	5662lbs	5808lbs	6,500lbs	6,107	8,000lbs
Fuel tank		14G	23G	24G	14G	14G	14G
Width	33.7"	68"	68"	68"	55"		
Height	46.1"	78"	74"	76"	92.8"		
Height Bucket Pin	65.8"	114"	115"	118"			
Bucket Width	33.7"				16"	17"	18"
Depth					8'5"	9'5"	11'2"

	JCB 520 5K	JLG 6K 42'	Genie 8K 44'	5K Warehouse	12' Material	24' Material	Drywall
	520-40	G6-42A	GTH-44		Genie GL-12	Genie SLA-25	DL100
Rated Capacity	4,000lbs	6,600lbs	8,000lbs		350lbs	650lbs 18"	200lbs
Lift Capacity full height	4,000lbs		6,000lbs				
Lift Capacity full reach	2,000lbs		2,000lbs				
Max lift Height	13'3"	42'	44'		13'9"	24'4"	5'-10'/12'
Reach at Max Height	2'11"		3'6"				
Max Reach Forward	8'6"		27'				
Width	5'1"		8'6"		2'5"	2'8"	
Height	6'5"		8'11"		7'7"	6'6"	
Operating Weight	9,700lbs	20,300lb	22,500lbs		167lbs	450lbs	104lbs
Fuel Capacity	16G	38G	30G				

Trailers

Type Trailer	Ball Size	Payload	GVW	Bed Size
4'x7' Utility Trailer	1 7/8" Ball	1675lb Payload	2,000lb GVW	49"x84" Bed
6'x14' Utility Trailer	2 5/16" Ball	5,500lb Payload	7,000lb GVW	76"Wx168"
6'x12' Equip Trailer	Pintle/2 5/16"	7,380lb Payload	9,900lb GVW	
6'x12' Dump Trailer	2 5/16" Ball	5.5YDS	12,000lb GVW	6'x12'x25"H
		Weighs 3,040lbs		
		*Must have electric brakes		
6'x12' Dump/Drop		10,000 Load/8,000 Du.	14,695lb GVW	12'Lx6'Wx24"H
		Weighs 4,690lbs		
		*Must have electric brakes		



Heaters

Heat Capacity	Brand	Model	Fuel	Tank	KW	Consumption	Power	Stages	CFM	Weight	Duct Size
25,000BTU			LP				TOP HAT HEATER				625sqft
34,130BTU	Dayton	FES-1024-1CA	Electric		10Kw	10,000W	240v 3 Phase/1 Phase 36/42 Amps		800	60	Free Blow
40,000BTU		Patio	LP	20lb			LP 20lb Tank 4-6hours			38	
52,000	Dayton	FES-1524-3E	Electric		15Kw	15,000W	240v 3 Phase/1 Phase 36/47Amps		800		
65,000BTU	Patron	Model 18E-3	Electric		18Kw	19,000W	240v 3 Phase 47Amp	3	740	62	Free Blow
136,500BTU	Patron	Model 40E	Electric		40Kw	40,000W			1,765	125	
80,000BTU	LB White	Premier 80	LP			3.7lbs/hr	110v 10Amp		450	81	Diffuser/ 12" Duct
170,000BTU	LB White	Premier 170	LP			7.9lbs/hr	110v 15Amp		2,200	153	Diffuser/ 12" Duct
175,000BTU	Flagro	THP-175DF	Dual			1.88 GPH	110v 15Amp		1,200	193	Diffuser/ 12" Duct
200,000BTU	Flagro	FVO-200	Diesel/#2	42G		1.5GPH	110v 15Amp		1,500	450	12" Duct
350,000BTU	LB White		Dual			16.2lbs/hr	110v 20Amp		2,400	295	Diffuser/ 18" Duct

