


The Giving Grove Impact on Food Insecurity in Kansas City

Amanda Lindahl



the
Giving
Grove

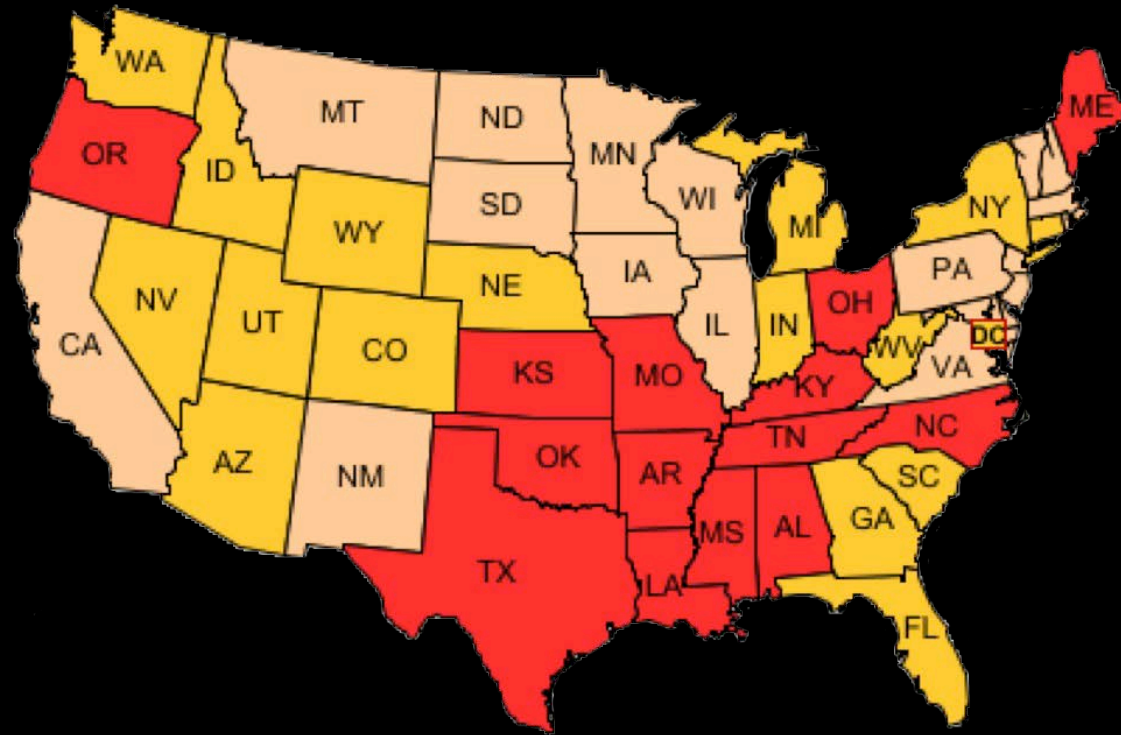


KANSAS CITY
COMMUNITY
GARDENS

One in 7 Americans
– 46 million people –
rely on food pantries
to feed themselves and their families

Source: 2014 Hunger in America Study

Prevalence of Food Insecurity



**Kansas &
Missouri
17%**

- Food Insecurity below U.S. average
- Food Insecurity near U.S. average
- Food Insecurity above U.S. average



Simple Mission:

Inspiring and empowering communities to grow their own nutritious fruit, nuts and berries....

Giving Grove Program Benefits



- Located within neighborhoods of need
- Easy access
- Requires no preparation
- Free
- Creates community
- Connects people to food supply

We provide:

- Site assessments
- Disease resistant plants
- Installation assistance
- LIFETIME Education & Coaching
- Funding when required
- Community organizing assistance




Sites must commit/provide:

- A portion of the harvest to those in need
- A Steward and an Apprentice
- Water
- Commitment to attend education
- Community involvement



Who we partner with:

- Communities of Faith
- Neighborhoods
- Schools
- Community Gardens
- Municipal Parks
- Medical Facilities
- Pantries
- Transitional Living
- Low Income Senior Living




Giving Grove Projects: 102

**Giving
back**

What we've planted:

- Fruit Trees – 1429
- Nut Trees – 66
- Brambles – 668
- Strawberries - 757



Fruit Tree Production

Semi-Dwarf Apple Tree = 300 – 500 lbs / year

Productive Life = 25 years

Why this is Important

102 orchards – Most directly in areas of need

We now have 1,495 trees in the ground
(avg. 15 trees/site)

Potential total yield of 393,000 lbs annually

Per site - 3,853 lbs of FREE, Healthy Food!

Why this is Important

15 trees: 385 Peck
Baskets

10 – 12 lbs Fruit
Cost = \$15

Represents \$5,775 of Free, Healthy
Food ANNUALLY!

Thank You



For more information: givinggrove.org