


# AFAB MACHINERY AND TOOLS LTD



Sheet Follower  
-Press Brake Front Support

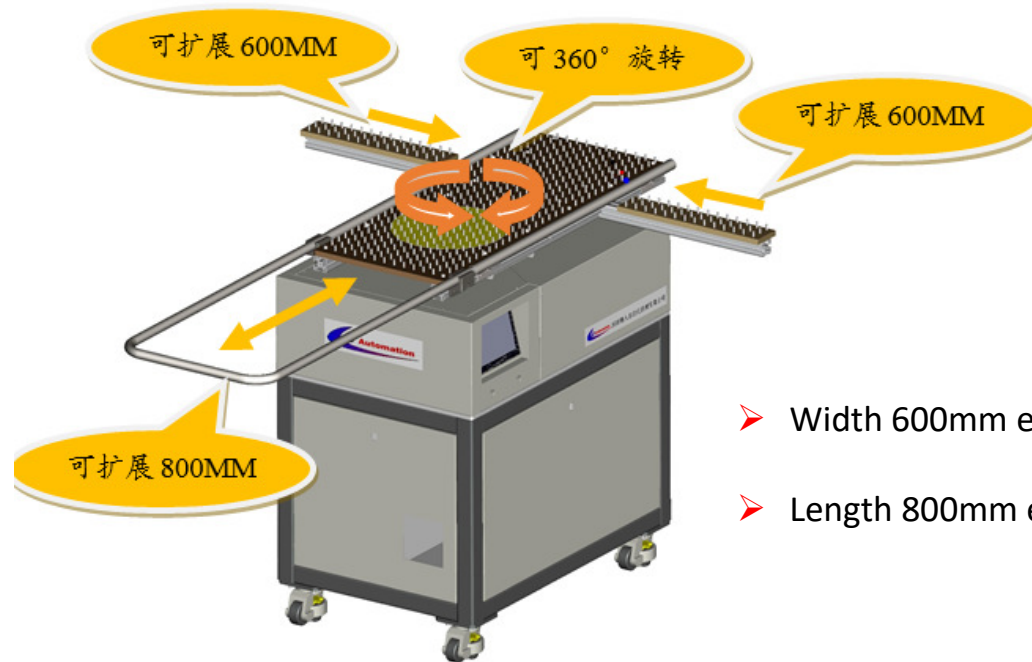




# 1.3 SHEET FOLLOWER



Suitable with  
all brand  
bending  
machine

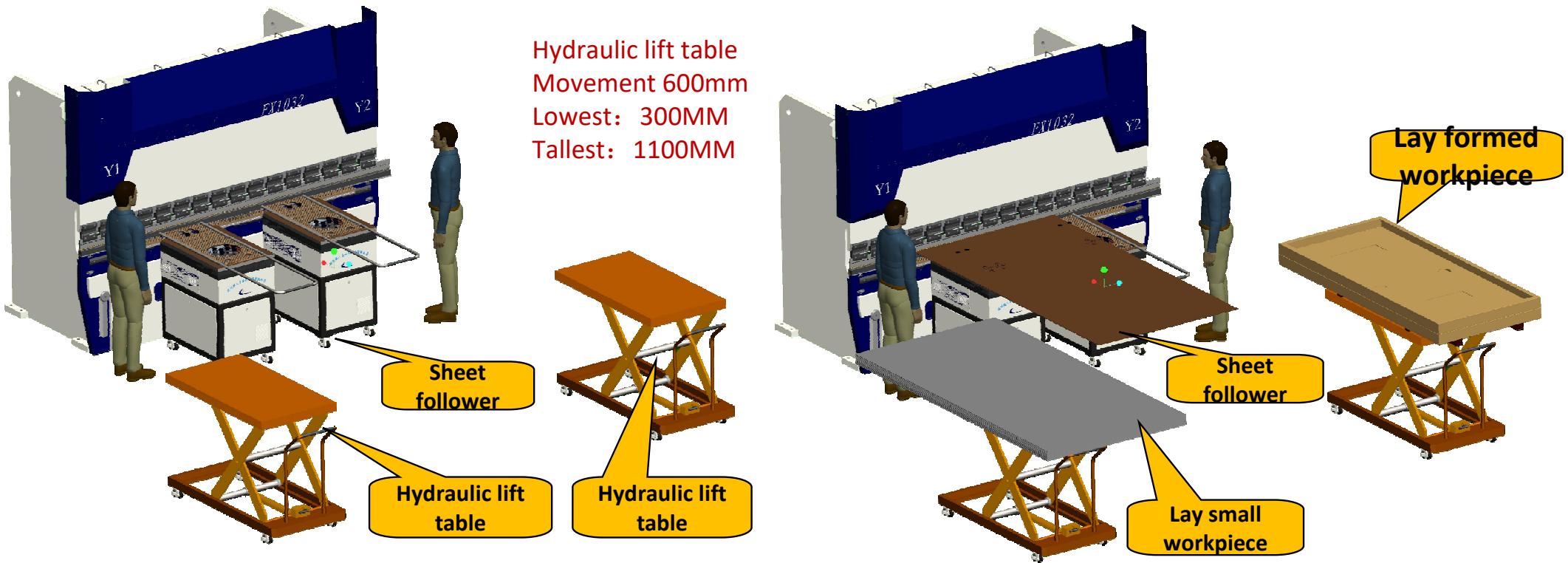


- Width 600mm extend to 1800mm
- Length 800mm extend to 1700mm

## SHEET FOLLOWER FUNCTION



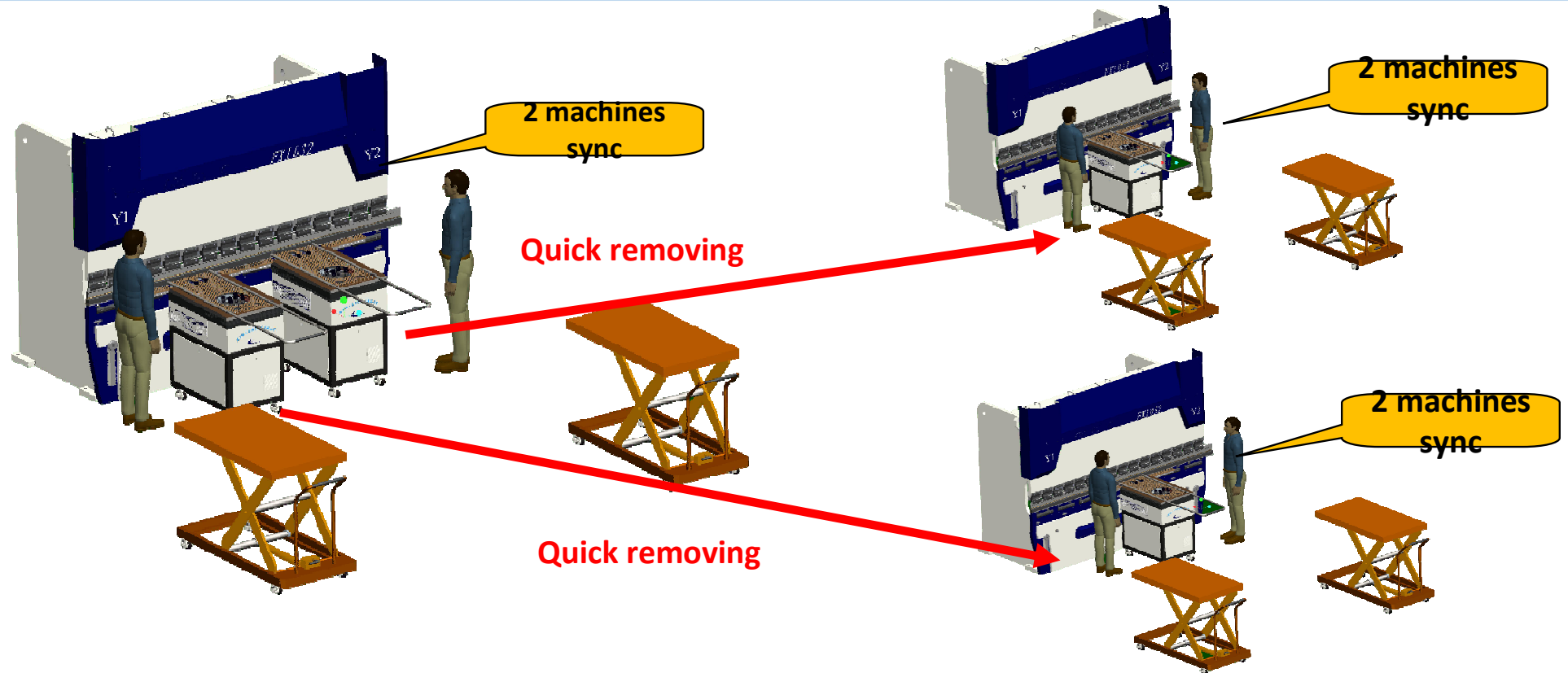
# 1.3 SHEET FOLLOWER



4M~6M bending machine  
with two sheet follower



# 1.3 SHEET FOLLOWER



Single Machine sync or Double Machines sync



## 1.3 SHEET FOLLOWER

---



- 1, Saving labour
  - 2, Improve efficiency press brake machine
  - 3, Completely sync for both follower action and bending movement
  - 4, Suitable for various brand bending machine
  - 5, Independent system, No need to modify bending machine
-



## 1.3 PARAMETER



Description		Value	
Lift capacity		75	KG
Work table	Length	900+	mm
	Width	600+	mm
Slide movement		400	mm
MAX Lift Angle		45°	degree
Work speed	Lift	0~600	mm/s
	Return	80~160	mm/s
Machine Dimension	Length	900	mm
	Width	600	mm
	Height	1150	mm
Power for Main Motor		1.0/1.5/4	KW
Machine weight		330	Kg





## 1.3 SHEET FOLLOWER Application

Traditional  
sheet support





# 1.3 SHEET FOLLOWER Application

Lift 5m sheet  
by 2 follower  
sync







# 1.3 SHEET FOLLOWER Application



Working in  
AMADA  
bending  
machine





# 1.3 SHEET FOLLOWER Application



Working in  
TRUMPF  
bending  
machine





**THANK YOU**

