

SV12P CNC Sinker EDM

M800 Control

Introducing the Next-Generation SV12P Sinker EDM with Mitsubishi Electric's AI Technology (Maisart) and M800 Series Control System to Pursue Both High Accuracy and High Productivity

 Maisart

M: Mitsubishi
ai: Artificial Intelligence
State-of-the-art



Ergonomic Design

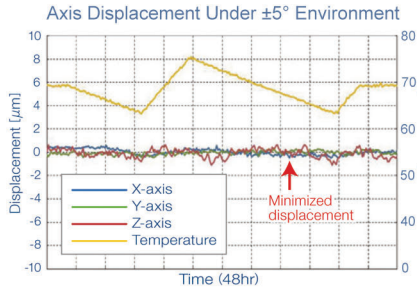
- Easy-to-view screen (19-inch)
- Intuitive operations using touch-panel control
- User friendly keyboard and mouse

Standard Features:

- Thermal Buster Improves Accuracy with its new Thermal Displacement Compensation System and Z-Axis Cooling Mechanism.
- SS Jump 5 Optimizes Jump Up and Acceleration Control to Stabilize High-Speed NO-FLUSH Machining (984"/min. @1.6G acceleration in Z and 197"/min. in X, Y)
- NP2 Circuit Provides an Ultra-Fine Matte Finish (0.05 μ m Ra).
- Glossy Mirror Finish Circuit (LLTX) Improves Mold Releasability without the need for polishing.
- Exotic Material Machining (PCD, cBN, & Carbide) with Low Electrode Wear is now possible with the (HPS Circuit)
- Power Master (GF2 Adaptive Control) Reduces Graphite Electrode Wear by as Much as 40%

Integration of Highly Evolved Technology and Advance Control

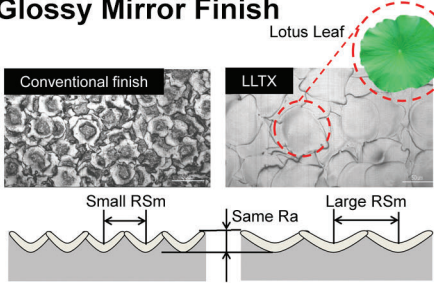
Thermal Buster



Machining accuracy is improved through a Thermal Displacement Compensation system and Z-Axis cooling mechanism.



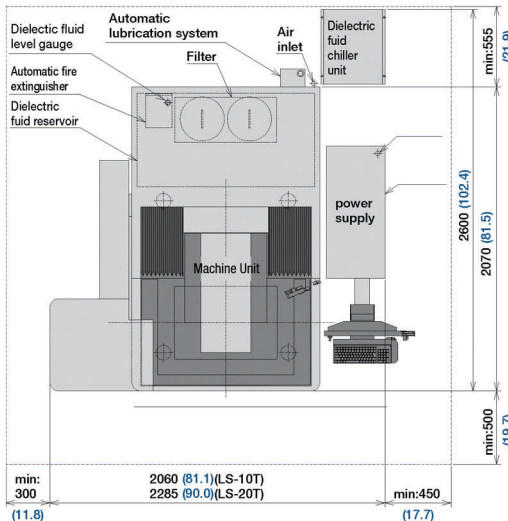
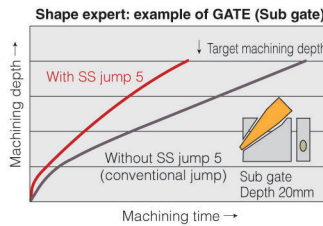
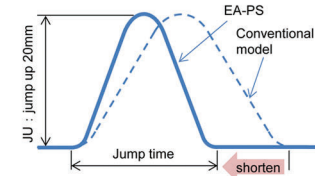
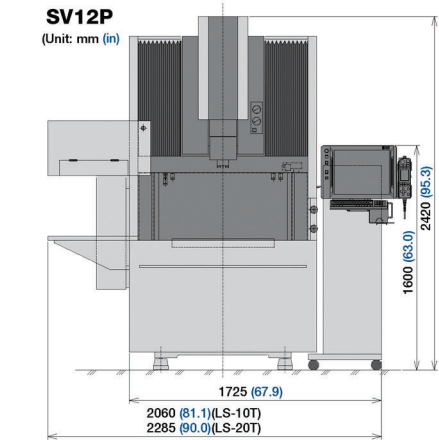
Glossy Mirror Finish



The new Glossy Mirror LLTX Lotus Leaf TeXture circuit achieves a large RSm to improve mold releasability even with the same surface roughness. This provides non-polishing machining of plastic molds and forging dies.

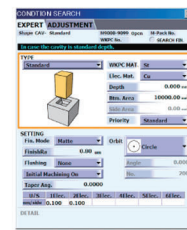
Machining Stabilizing Control: SS Jump 5

SS Jump 5 control is suitable for various shapes, such as the sub-gate shown, by optimizing the smoothing of the jump up operation. Fast jump speed of 984"/min. (1.6G) shortens non-burn time with the high-speed / acceleration control. Machining speed is 40% faster with "IDPM" Intelligent Digital Power Master control.



Initial Machining Control

Faster machining is realized with improved initial machining control for the start of machining after rough milling.



Machining time reduced up to 50% for the start of machining after rough milling

Machine Specifications

	Machine Type	SV12P
Machine Unit	X-axis stroke (inch)	15.7
	Y-axis stroke (inch)	11.8
	Z-axis stroke (inch)	11.8
	Work tank internal dim. (W x D x H) (inch)	37.4 x 27.6 x 17.7
	Dielectric fluid level range (inch)	2.6 ~ 15.7
	Table dimensions (W x D) (inch)	27.6 x 19.7 w 5 T-Slots
	Max. workpiece weight (lb.)	2205
	Max. electrode weight "Manual Change" (lb.)	176
	Table to platen distance (inch)	7.9 ~ 19.7
	Table to EROWA ITS 50 Chuck (inch)	7.9 ~ 19.7
Table to 3R MACRO Chuck (inch)	7.2 ~ 19.0	
Power Supply	Machine unit dimensions (W x D x H) (inch)	67.9 x 81.5 x 95.3
	Machine unit weigh (lb.)	7716
Control Unit	Type	GV80P
	Machining current: Peak	80
Axis Speeds	Program support function	E.S.P.E.R.Advance
	Machining function	Maisart with IDPM3
	Graphic display	19" TFT color LCD
Dielectric Fluid System	CPU / type	64-bit / PC
	Rapid Travel Speed (in/min.)	275
	Max. Jump Speed/Acceleration (in/min/G)	984/1.6
Machine Layout	Reservoir capacity (gal)	124
	Filtering method	Paper cartridge (2pc)
	Temperature control type	Chiller
C-axis	Installation dimensions (W x D) (inch)	110.6 x 102.4 w ATC
	Floor space requirement (sq. ft.)	78.6
	Max. electrode weight "w 20 pos ATC" (lb.)	22 (11 w LS-10 ATC)
	Speed (RPM)	1 to 30
	Min. indexing angle	.001°
	Min. drive unit	.001°



MC Machinery Systems Inc.
85 NorthWest Point Blvd.
Elk Grove Village, IL. 60007
Phone: (630) 616-5920
Fax: (630) 616-4068
www.mcmachinery.com

MC MACHINERY SYSTEMS, INC.
a subsidiary of Mitsubishi Corporation