




Art and Design Program of Study

Daffodil Preparatory School

Email: info@daffodilprepschool.org.uk
Website: www.daffodilprepschool.org.uk

Tel: 0207 0011 411
161 Commercial Road
London, E1 2DA



Art and design at Daffodil Preparatory School is an integral part of our educational journey. We are dedicated to providing a vibrant Art and Design Curriculum that enriches our students' lives, both within and beyond the school environment. Art and Design empower our students to express themselves, foster creativity, and foster an understanding of their own culture and the diversity of the world around them. We view Art and Design as a vehicle for supporting learning across various disciplines, as the skills developed in these subjects can be applied throughout their academic journey and beyond.



Daffodil
PREPARATORY SCHOOL

WHAT OUR STUDENTS WILL LEARN IN KEY STAGES 1 AND 2 (INTENT)

As a school, we have adopted the Kapow Art and Design Scheme of Work to deliver the Art and Design Curriculum in Key Stages 1 and 2. The Kapow Art and Design Scheme of Work empowers our teachers to provide creative, inspiring, and engaging lessons that facilitate the development of skills and knowledge. This scheme aligns with the National Curriculum requirements for Art and Design. We have implemented a structured program that ensures our students cover all aspects of the Art and Design curriculum within our mixed-age class structure. For detailed information about the curriculum content, please refer to the provided links.



Nobis Nitendum Est

Daffodil
PREPARATORY SCHOOL

HOW WE TEACH ART AND DESIGN IN KEY STAGES 1 AND 2 (IMPLEMENTATION)

Key Stage 1

Art and Design in Key Stage 1 is delivered through a series of lessons spanning approximately one week each term.

Key Stage 2

In Key Stage 2, Art and Design lessons are conducted in focused blocks over a period of approximately two full days each term. This approach allows for an in-depth exploration of the curriculum, enabling students to work on more extensive projects over the duration of a block, rather than in shorter, weekly sessions.


Nobis Nitendum Est

Daffodil
PREPARATORY SCHOOL

PROGRESSION AND ASSESSMENT

Key Stages 1 and 2

Observational assessments are conducted during Art and Design lessons and at the end of each unit, utilizing informal quizzes. These assessments contribute to a summative evaluation at the end of the academic year.



Daffodil
PREPARATORY SCHOOL

CURRICULUM INTENT

I've reviewed the curriculum intent documents for Key Stage 1, Lower Key Stage 2, and Upper Key Stage 2 in Art and Design. Based on these, I will outline a comprehensive curriculum plan for each stage. The curriculum plan will reflect the current UK educational standards and practices in early years education.

Key Stage 1 (Years 1-2) Art and Design Curriculum Plan

1. Introduction to Basic Art Techniques

- Drawing: Introduction to basic shapes and lines.
- Painting: Experimentation with colors and simple brush techniques.
- Collage: Creating basic collages using paper and fabric scraps.

2. Exploration of Colors and Textures

- Mixing Colors: Learning primary and secondary colors.
- Textures: Identifying and creating different textures using various materials.

3. Artists and Cultures **Nobis Nitendum Est**

- Studying famous artists: Introduction to artists like Van Gogh and Monet.
- Cultural Art: Exploring art from different cultures around the world.

4. Nature and Art

- Nature Walks: Drawing inspiration from the natural environment.
- Creating Art from Nature: Using leaves, twigs, and flowers in artwork.

5. Seasonal Projects

- Themed Art: Creating art based on seasons and festivals.

6. Introduction to 3D Art

- Simple Sculptures: Using clay or dough to create basic shapes and figures.

7. Art Presentation and Display

- Exhibition: Displaying artworks in class and discussing them.

Lower Key Stage 2 (Years 3-4) Art and Design Curriculum Plan

1. Advanced Drawing and Painting Techniques

- Perspective Drawing: Introduction to basic perspective in landscapes and buildings.
- Watercolor Techniques: Experimenting with different watercolor techniques.

2. Historical Art and Artists

- Studying Renaissance to Modern Art: Understanding the evolution of art.

- Artist Studies: In-depth exploration of artists like Picasso and Da Vinci.

3. Cultural Art Forms

- World Art: Delving into African, Asian, and Indigenous art forms.
- Craft: Introduction to basic weaving and pottery.

4. Digital Art Introduction

- Basic Digital Art: Using simple software for digital drawing and painting.

5. Environment and Art

- Eco-Art: Creating art from recycled materials.
- Art for Environmental Awareness: Projects focusing on environmental themes.

6. Art in Literature

- Illustrating Stories: Creating illustrations for favorite stories or poems.

7. Art Exhibition and Critique

- Organizing a School Art Exhibition.
- Art Critique: Learning to appreciate and critique art works.

Nobis Nitendum Est

Upper Key Stage 2 (Years 5-6) Art and Design Curriculum Plan

1. Advanced Art Techniques

- Detailed Drawing: Focusing on realism and detail in drawings.
- Advanced Painting: Exploring different painting mediums and styles.

2. Art Movements and History

- Studying major art movements like Impressionism and Surrealism.
- Biographies of Influential Artists: In-depth study of artists like Frida Kahlo and Van Gogh.

3. Global Art Practices

- Global Art Projects: Exploring advanced art forms from different cultures.
- Collaboration with International Schools: Exchange projects showcasing art from different countries.

4. 3D Art and Sculpture

- Advanced Sculpture Techniques: Working with different materials like wood and metal.
- Installation Art: Creating large-scale art installations.

5. Digital Media and Photography


- Photography: Basics of photography and photo editing.
- Animation: Introduction to basic animation techniques.

6. Art and Social Themes

- Art with a Message: Projects focusing on social and global issues.
- Collaborative Art Projects: Working on large-scale murals or themed art projects.

7. Professional Art Practices

- Visiting Art Galleries and Museums.
- Organizing an Art Exhibition: Planning and executing a school art exhibition.



IMPACT

The effectiveness of our curriculum is assessed at the end of each academic year. We evaluate the impact through the examination of student work, discussions surrounding their achievements, and the results of informal quizzes administered at the conclusion of each unit of study.

