



Focus On: Grand Damper Replacement



Dampers often become hardened or misshaped with age (above right), rendering them ineffectual. In such a case, replacement of the old dampers with new dampers (above left) is the best option.


Information provided courtesy of:

Free State Pianoworks LLC
(785) 542-0485
www.FreeStatePiano.com

Dampers are to a piano what brakes are to an automobile. While the action, strings and soundboard of the piano are all devoted to the production of sound, the sole purpose of the dampers is the cessation of sound. Because of dampers, a grand piano can go from a thunderous crescendo one second to nearly complete silence the next.

High-quality dampers have the ability to absorb the energy of strings hundreds of times as massive as themselves and to quell the collective vibration of those strings in a split-second. For this to happen, the material those dampers are made from must be firm enough to hold its shape but soft enough to instantly muffle the sound of the strings.

The dampers on your grand piano have reached the point in which their effectiveness has been compromised by wear and tear. Replacement of the old damper felts with a set of new high-quality dampers is the solution.



There is always a great deal of fine adjustment involved with this job. The dampers must lift as a unit (above photo), giving the appearance of all being solidly connected. When the dampers lift, individual damper heads should not be seen swiveling one way or the other in random directions. Most importantly, when the dampers make contact with the strings upon release of the pedal, they must all touch at exactly the same moment for cessation of sound to be precise. It's a job for the professional piano technician.