



THE CORSAIR

IPMS Phoenix / Craig Hewitt Chapter

My wife gave me
\$200 for an Xmas
tree.

She said I could
keep the rest for
model kits.

Corsair Stop Press Dates 2023

January	22nd
February	20th
March	26th
April	23rd
May	21st
June	25th
July	23rd
August	20th
September	24th
October	22nd
November	26th
December	24th

THIS ISSUE

Xmas Dinner Pictures.....	2
White Elephant Pictures.....	3
X3—Stilieto Mike Mackowski.....	6
Club Contest Themes.....	10
Editors Corner.....	11
Club Meeting Calendar.....	13
Raffle Update & Upcoming Events.....	14
Website References	15

Club Xmas Dinner



White Elephant



The club white elephant gift exchange got underway with 105 gifts on the table. John Carol brought in the most gifts so he was by default the MC for the whole thing

White Elephant



Gift number one went pretty quickly and started the rush



Rotor blades were well represented this year and a lot of stealing went on across the fans

White Elephant



Our youngest member (Ryan) took his turn and picked the biggest box still on the table. It contained about six model car kits. Much to Ryans delight this was stolen later in the night and he went home with something more to his liking



Towards the end of the night the mystery brown package was picked up and was found to be a very accurate micrometer—someone is going to be making some accurate scratch builds



As befitting the last pick went to JC as the MC and I think it was a set of figures. I am sure some of these will find their way back next year


AZmodel X-3 Stiletto
1/72 scale injection molded kit

Review by Mike Mackowski

I've had the old Revell X-3 kit since the 1960s (did not get around to building it until the 1980s). It's still in my display cabinet but it is an odd scale at 1/65. When I saw a new release in 1/72 scale at the 2021 IPMS National Convention I grabbed one. AZmodel is a fairly new (to me at least) kit manufacturer from the Czech Republic.

It's a small model so assembly is rather straightforward. Although the X-3 was purely a research aircraft, a pair of wingtip Sidewinder missiles and mounting rails are included as optional parts. Panel lines are recessed and subtle. The surface is smooth but construction had a few challenges. The cockpit and main wheel well seemed too wide, as the fuselage halves would not mate without shaving some of the sides of those assemblies. The wheel well box is made of three parts and the fit is a bit loose, as the edges are not exactly square and the alignment strips on the inside of the fuselage are not crisp.

There are accuracy issues. The cockpit instrument panel and side consoles use nicely molded detail for dials and switches. But after reviewing photos of the real aircraft, the kit's panels only vaguely resemble the real aircraft. Frankly that was not a big deal for me, since you won't be able to see much inside the cockpit thru the small windows, anyway.



AZmodel X-3 Stiletto
1/72 scale injection molded kit

Review by Mike Mackowski

The two jet engines are built using four parts for each one (exhaust tubes with interior molded detail, a fan disk, and an aft ring. This ring is provided with after-burned type petals, but the actual engine exhausts have a smooth surface at the outlet ring. The fuselage-to-engine exhaust junction shape is off as well but not a big deal. The instructions would have you put the nose landing gear door on the wrong side (it is hinged from the starboard/right side of the opening). The smaller main gear doors are not the correct shape.



The boundary air slots at the engine inlets are poorly defined (soft). The clear window part fits poorly and I had to add some clear glue and putty to clean that up. Note that it's not really a canopy as the windows are fixed. The ejection seat was electrically lowered through a hatch below the aircraft to enable the pilot to access the cockpit. The transparencies should be smoothly blended into the mold lines and the kit does not come close. I had to apply several thin layers of putty to clean this up.



AZmodel X-3 Stiletto
1/72 scale injection molded kit

Review by Mike Mackowski

Photos of the actual aircraft show many variations in finish and markings over the active life of the X-3. Some photos show the horizontal tail surfaces were bare metal (like the wings) in early testing while later images show them as painted white. The images with the NACA marking on the tail show more bare metal around the engine exhaust and the bottom of the rear fuselage. Markings seem to have changed once it got on display at the museum. There seems to be four or five distinct marking schemes and the kit does provide nice drawings for three of them. Some of the small stenciling seen on some photos are not provided.



AZmodel X-3 Stiletto
1/72 scale injection molded kit

Review by Mike Mackowski

I eventually cleaned up the engine nozzles to my satisfaction and blended in the canopy. This took many rounds of putty and primer. I used Tamiya spray can white primer followed by Tamiya X-2 gloss white from my airbrush. Kit decals were applied, and the fuselage was sealed with Vallejo gloss varnish. The wings and horizontal stabilizers were covered with Bare Metal Foil chrome foil. I applied a thin coat of Micro Foil adhesive to the wings since the edges had a tendency to come loose. Landing gear and doors were painted with Vallejo Aluminum. The gear wells were likely also bare metal but the instructions suggest a chromate green. My museum photos were unclear on the correct color (looks more like bare aluminum but I used green).

Once the decal sealer coat was allowed to dry overnight, the wings were attached, followed by the landing gear. While not a simple build, it will be a nice addition to my collection of experimental aircraft.



2023 Club Contest Themes

2023 Club Contest Themes

- January:** Any Model Star Wars, Star Trek or Battlestar Galactica related
- February:** Any aircraft (of any country) that has three(3) or more colors in its camouflage scheme
- March:** Any auto or truck model from 1950-1975 (any make or model)
- April:** Any WW2 era (1939-1945) vehicle or armor model (from any country, in any paint scheme)
- May:** Any naval ship (from any country) from 1975 to present
- June:** Any 3D-printed model or figure, stand alone or part of a diorama
- July:** Any non-US aircraft or helicopter from 1949 to present
- August:** Any diorama with at least two(2) different types of model
- September:** Any real spacecraft (from any country) 1950 to present. Can be stand alone or part of a diorama
- October:** Any naval ship prior to 1949, from any country (can be wooden or ironclad)
- November:** Any US civil war to end of WW2 diorama or scene

December: "White Elephant"

Note there will be no competition due to the White Elephant but displays are welcome



EDITORS CORNER

BY LYN GORTON

As this is the first issue for 2023 I would like to wish you all a Happy New Year.

This issue (and every subsequent issue) shows you the stop press dates on the front page—these are the dates that I need your contributions to have ready for the monthly Corsair.

Also as always your dues can now be paid to Bill at the meetings—it would be nice if I did not have to chase everyone for them this year—the cost is \$12 for individual and \$15 for family membership.

We currently have 104 members in good standing and I am hoping we can increase that and show a healthy membership roster asap.

Also in this issue you will find a list of the monthly competitions that Martin has compiled. Some interesting subjects this year including the June competition for any 3D printed model. We have had two members (Tim Bongard and Mike Pabis) present mini seminars to us on this new weapon in the modeling arsenal and as prices come down I expect the 3D aspect to gain a hold particularly in the scratch building set.

Speaking of seminars our 2023 sheet is blank right now. We would like to invite anyone to speak at the meetings and do a presentation on anything of interest to modelers. Seminars are usually 20 –30 minutes long and in the past have covered a variety of subjects ranging from building tips to local history. If you would like to present just let the Club president know and we can pencil you in.

On the subject of meeting dates, we always meet on the 1st Tuesday of the month. This year the 1st Tuesday of July is the 4th so I have made the assumption that we will move the meeting date to the following Tuesday which is the 11th.

Also we may well move the December date once again so that we can accommodate the white elephant in the large (our normal) room. Watch out for info coming your way.

Finally I always send out the Corsair before or during the last week of the month. If you have not received your Corsair by the 1st of the month please let me know. For those of you who are with Cox I often get undeliverable notices when I send you mail but having spoken to some of the Cox recipients (There are 7) I am told that they are getting my mail so it may be an abnormality of Cox/Microsft. But please let me know if you are having problems.

Membership

For only \$1 a month you get all of this

- . Monthly club newsletter**
- . Discounted club T-shirts**
- . Modelzona**
- . Monthly Raffle Prizes**
- . Monthly contest awards**
- . Annual club Christmas party**
- . And more**

Remember that you have to be a member **in good standing to enter and win competitions, get a copy of the monthly newsletter sent directly to your email, and vote for anything that the club brings to the table.**

So Make sure to see Treasurer, “Bill Dunkle”, at the club meeting to sign up for membership

2023 CLUB MEETING CALENDAR

All meetings held at American Legion Post #1, 364 N. 7th Ave., Phoenix, AZ 85003

JANUARY 2023Tuesday 3rd 7pm
Seminar/Speaker:**JULY 2023**Tuesday 11th, 7pm
Seminar/Speaker:**FEBRUARY 2023**Tuesday 7th 7pm
Seminar/Speaker:**AUGUST 2023**Tuesday 1st 7pm
Event : **Club Swapmeet****MARCH 2023**Tuesday 7th, 7pm
Seminar/Speaker:**SEPTEMBER 2023**Tuesday 5th, 7pm
Seminar/Speaker:**APRIL 2023**Tuesday 4th 7pm
Seminar/Speaker:**OCTOBER 2023**Tuesday 3rd, 7pm
Seminar/Speaker:**MAY 2023**Tuesday 2nd, 7pm
Seminar/Speaker:**NOVEMBER 2023**Tuesday 7th 7pm
Seminar/Speaker:**JUNE 2023**Tuesday 6th 7pm
Seminar/Speaker:**DECEMBER 2023**Tuesday 5th, 7pm
Event: **White Elephant**



January Raffle

Tickets are \$1 or six for \$5.

- Item A: Tamiya 1/700 DD445 Fletcher Destroyer
- Item B: Revell 1/32 UH-1D Huey Gunship
- Item C: Italeri 1/35 SAS Recon Vehicle “Pink Panther”
- Item D: Hobby Boss 1/72 P-40E Kittyhawk
- Item E: DML Dragon 1/48 Fokker D. VIII
- Item F: AMT ERTL 1/25 '57 Chrysler 300C
- Item G : Tamiya 1/48 F-35A (from Hobby Depot)

UPCOMING EVENTS

November 4th—Modelzona

IPMS Phoenix / Craig Hewitt Chapter

2023 Chapter Officers

The club meets at 7pm on the first Tuesday of each month at the American Legion Post #1 in Phoenix. Check the club website at www.ipms-phoenix.com for more meeting info.

American Legion Post #1

364 N. 7th Ave.
Phoenix, AZ 85003

The post is located South of I-10 just a few blocks North of Van Buren. Look for the huge American flag.

- | | | |
|-------------------------|---------------------|---|
| President..... | Dick Christ..... | http://www.ipms-phoenix.com/ |
| Vice President..... | Kevin Henthorn..... | http://www.ipms-phoenix.com/ |
| Secretary | John Carroll | http://www.ipms-phoenix.com/ |
| Treasurer | Bill Dunkle..... | http://www.ipms-phoenix.com/ |
| Member At Large..... | Tim Bongard..... | http://www.ipms-phoenix.com/ |
| Membership Chair..... | Lyn Gorton..... | http://www.ipms-phoenix.com/ |
| Webmaster..... | Tim Bongard..... | http://www.ipms-phoenix.com/ |
| Newsletter Editor | Lyn Gorton | lyngorton@hotmail.com |

Useful Links

Bjorn Jacobsen—Aircraft Dioramas	www.dioramas-and-models.com
Plasmo—good visual instructions on “You Tube”	just search for plasmo
Trumpeter replacement parts	Joanna@trumpeter-china.com
Special Hobby	www.specialhobby.Ev/contact
Tamiya—US	support@Tamiya.com
MRCsupport@modelrectifier.com	
Rivet detail and schematic drawings	www.airwar.ru
Fine Scale modeling techniques	http://paulbudzik.com
“How to “Videos	Youtube.com/Andyshobbyheadquarters
Online magazine for all things avionic	www.wingleadermagazine.co.uk
Sky Harbor Informational site	http://www.visitingphx.com/index.html
Military Colors And Camouflage	http://www.theworldwars.net/resources/
Info on Aircraft Tyres	https://www.jupitor.co.jp/pdf/michelin_aircraft.pdf
Spare parts for Airfix	support.airfix.com/hc/en-gb/articles/360019394159-Spare-Parts
Video tour of USAF Museum in Ohio	https://aerodynamicmedia.com/usaf-museum-storage-video/
New digital magazine	www.phoenixscalepublications.co.uk
Swiss page covering aviation.	
Wide range of military subjects, airshows, color profiles, etc.	WINGS-AVIATION , www.wings-aviation.ch .

If you have a good reference site let me have a brief description and a web address and we will keep this list as a reference.

Join the IPMS/USA!

\$30 annual membership includes a one year subscription to the IPMS Journal. Visit www.ipmsusa.org to download a membership form. Or you can write to:



IPMS/USA PO Box 1411
Riverview,
FL 33568-1411

Membership also gives you access to the online Discussion Forum, where you can exchange ideas and information with other members of IPMS.



CONTENT NEEDED!!!!

The Corsair needs your help! To keep this newsletter filled with all the great content, I need your help with content. Here are some useful items that I can use to put together future issues each month:

- Kit reviews/In-box reviews
- Website links
- Modeling related articles
- Commentary and featured columns
- Neat, strange or otherwise shareable pictures
- Book reviews
- Trip and vacation write-ups

Anything you have can be used. Don't hesitate. Even a few paragraphs are great.




SUPPORT YOUR LOCAL HOBBY SHOP!



RIGHT STUFF, RIGHT PRICE

www.thehobbydepot.com

216 W. Southern Ave.
Tempe, AZ 85282



KEITH PEIPER, MANAGER

(480) 994-2263
AVALON_WAR_BOOKS@YAHOO.COM

WE BUY COLLECTIONS



Michael Ronnau
cactus_rhino@cox.net

Rhino's Hobby Tools & More



Space modeling reference books
by Mike Mackowski.

www.spaceinminiature.com

www.airline-hobby.com

Your One Stop Source for
Scale Model Airliner Kits, Decals,
Diecasts and Accessories



THE MAD MEATBALL

MIKE CHOLEWA 602-944-4096


"DEALER IN PRE-OWNED PLASTIC"

12629 NORTH 21ST DRIVE PHOENIX, AZ 85029


HOBBY BENCH

2 Great Locations!

8058 N. 19th Ave. NW corner 19th Ave. & Northern 602-995-1755	4240 W. Bell Rd. NE corner 43rd Ave. & Bell 602-547-1828
--	---



ANDY'S HOBBY HEADQUARTERS



15224 N. 59th Avenue, Suite 12
Glendale, AZ, 85306
tel. (602) 439-1456



Scott Cohen

Marketing, Finance, Product Development,
Supply Chain, Inventory & QC/QA

Post Office Box 74524
Phoenix, AZ, 85087-4524
tru.colorpaint1@yahoo.com

Tru-Color Paint
Model Railroad, Automobile,
and Building Paint

Sales: (714) 488-9779
Info: (623) 551-2548
www.trucolorpaint.com

SUPPORT YOUR LOCAL HOBBY SHOP!



GRAND PRIX REPRODUCTIONS

JEFF ALDERMAN

MASTER MODELER

jeff@grandprixreproductions.com

(623) 385-9060



WWW.GRANDPRIXREPRODUCTIONS.COM