



THE CORSAIR

IPMS Phoenix / Craig Hewitt Chapter



Scale modeling jokes

Sunday at 8:51 AM · 🌐

Worst day ever



Corsair Stop Press Dates 2023

January	22nd
February	20th
March	26th
April	23rd
May	21st
June	25th
July	23rd
August	20th
September	24th
October	22nd
November	26th
December	24th

THIS ISSUE

August Display Picture.....	2
August Competition Picture.....	3
Swap Meet Pictures.....	4
1/72 DC -6B by Mark Krumrey.....	5
Club Contest Themes.....	8
Editors Corner.....	9
Where We Were.....	10
Club Meeting Calendar.....	12
Raffle Update & Upcoming Events.....	13
Website References	14

August Display Picture



August Competition (Novice—only enter if you have not won before)



Winner
Samantha Davis

Club Swap Meet



Heller 1/72nd Scale DC-6B By "Mark Krumrey"

Over the years the Heller 1/72nd Scale DC-6B has been released in three variants, the DC-6B with SAS and UTI markings, molded in silver and white plastic with clear for windows and cockpit area, the Fire Bomber Securite' Civil, which is molded in yellow plastic and has a different window arrangement than the SAS/UTI release, (Some airlines used this window arrangement) and, for the military buffs, the C-118 with USAF markings, molded in silver and white. All three were originally released in 1984, hard to believe it's been nearly 40 years. They aren't bad kits but definitely reflect the mold technology of the time. The overall shape is quite good as they capture the Douglas "Face" with the windscreen/cockpit molded as a clear piece. HaHen, out of Germany makes a nice resin set of cowlings to perk up the wing/engine area. They are available from HaHen at www.hahen.de. All variants of the Heller DC-6/C-118 are still available.




Heller 1/72nd Scale DC-6B By "Mark Krumrey"

Northwest Airlines took delivery of their first DC-6B in 1954 during a reorganization of the company by then new President Donald W. Nyrop. The DC-6B was pressurized, had a top speed of 358 mph with a cruising speed of 315 mph at 25,000 ft. They were used on the Tokyo Manila routes. During this time the markings changed very little, except for the removal of the compass logo behind the cockpit and the letters NORTHWEST in the red band under the cockpit sometime around 1957 or so. The DC-6B fleet was withdrawn by 1964 in exchange for the Lockheed Electra.

My dad was a mechanic with Northwest Airlines for 42 years and as such I pretty much grew up during these different eras and remember fondly hikes out to the old terminal on 62nd street and 35th avenue, sneaking up to the observation deck with my brother and friends to watch the airplanes land and take off. Nothing can beat the sound of a radial engine firing up, the roar of all four engines in sync, the sound of the props slicing through the air and the smell of that high octane exhaust as it would waft over the observation deck: what excitement! As a bonus, at night as they would fly over the house you could see the flames shooting out of the exhaust.

I wanted to do a nice tribute model to my dad, who passed away in 2005, and chose the Heller DC-6B. My model represents a DC-6B in an as delivered scheme. As no markings exist for the Northwest (NWA) DC-6B scheme, I had to improvise with what is and was available. For the main scheme I used the outstanding Vintage Flyer sheet for the NWA DC-7C. Vintage Flyer provides a mask for the windows, windscreen and the cheatline, sadly instead of a right and left forward area mask, they provide two port side masks, so I had to improvise and make my own using the one as a template. I also noticed that the red is provided as a decal with the titles and registration, further frustrating the modeler! I now had to scrounge "NORTHWEST" titles and come up with the proper registration, (Which I left off). Happily, back in the mid 80's I bought several of the old Scalemaster DC-7C sheets, that were included in the now extinct J&L Vacu-form DC-7C kit. Clint Groves of ATP secured the rights, from Lloyd Jones to market and produced all the Scale Master decals that were not included in kits under the ATP Brand. He had an abundance of the J&L DC-7C sheets that he wasn't going to market, so I bought a handful with some future projects in mind: so I had the NORTHWEST titles for the tail at hand. I built the model OOB spending little time on the cockpit as it can't be seen. Vintage Flyer Decals provides "3D" window decals to be applied to the inside of the clear windows which adds some depth and interest to the windows



Heller 1/72nd Scale DC-6B By "Mark Krumrey"

The only real criticism of the kit is the engine nacelles. They are the old left and right half; incorrect shape and the intake vents are crudely represented. Other than that, they're not too bad. As Clint Groves used to say, "Not too accurate or detailed". I reshaped the opening a bit, added brass tube for exhausts and called it good. The rest of the model went together without any problems save for the nose gear. Heller would have the modeler fix the nose gear assembly when fixing the fuselage halves together. I knocked that nose gear piece off so I drilled a small hole in both the lower half that broke off and the stem, inserted a brass wire and called it good. I managed to knock it around a few more times, enough so that the wire broke, so I ended up using CA glue to hold it in place. I am hoping to not hit it again.

My question to Vintage Flyer is why make a decal of a Northwest DC-7C when there are no kits available? The conversion kit is long out of production as is the old J&L 1/72nd Vacu-form DC-7C. Wouldn't it make more sense to revamp the artwork for the Heller DC-6B kit, which does exist and is available? Alas.

For the 1/72nd airline enthusiast, there aren't a lot of nice airline models out there. The 1/72nd kits of DC-3's aren't. They are all C-47's with a civilian door plug that never really fits very well and is next to impossible to blend in. The Heller DC-6B is one of the rarities in that it is an actual airliner and there are a decent amount of markings for the model as well through Vintage Flyer, Flying Color and Draw Decals to name a few.



2023 Club Contest Themes

2023 Club Contest Themes

- January:** Any Model Star Wars, Star Trek or Battlestar Galactica related
- February:** Any aircraft (of any country) that has three(3) or more colors (topside only) in its camouflage scheme
- March:** Any auto or truck model from 1950-1975 (any make or model)
- April:** Any WW2 era (1939-1945) vehicle or armor model (from any country, in any paint scheme)
- May:** Any naval ship (from any country) from 1975 to present
- June:** Any 3D-printed model or figure, stand alone or part of a diorama
- July:** Any non-US aircraft or helicopter from 1949 to present
- August:** Novice Night. (Only enter if you have not won before.) Subject is your choosing.
- September:** Any real spacecraft (from any country) 1950 to present. Can be stand alone or part of a diorama
- October:** Any naval ship prior to 1949, from any country (can be wooden or ironclad)
- November:** Any US civil war to end of WW2 diorama or scene
- December:** "White Elephant"
Note there will be no competition due to the White Elephant but displays are welcome

Dioramas can be entered in any month that meets that theme



EDITORS CORNER

BY LYN GORTON

Welcome to September and hopefully some cooler temps.

I am sure a lot of you were able to enjoy the Nats in August and I see from various posts that the club was well represented with a number of winners .

Two of our club members won the top two awards at the IPMS Nats.

Mike McFadden won most popular for a shadow box display and

Mike Tsoumpas won for a scratch built military vehicle.

I would love to see them each do a talk at a future meeting describing their projects.(Hint)

I hope you are taking note of the “Where We Were” page.You will see that the club is now joined with Tucson and a Model show is in the works. This issue was from February 1972 and is a timely reminder that Modelzona will soon be with us—see the last page for a flyer

The club swapmeet last month was well attended with a lot of members walking away with some bargains

EDITORS CORNER

"WHERE WE WERE"



dirty plastic

ARIZONA HISTORICAL MODELERS SOCIETY IPMS/Phoenix
PIMA PAISANOS IPMS/Tucson

NO. 10 FEBRUARY 1972

This month's meeting will be a joint Tucson/Phoenix Meeting at 8 PM, Saturday, February 19, at Empire Machine on Country Club Drive, Mesa. Empire is located 2 blocks north of Baseline Road. Program will be a general social meeting, however display facilities are very good so bring some models.

On this same weekend (19th & 20th), the Arizona Antique Aircraft Fly-In will be held at Casa Grande Airport. I don't know what crowd control measures will be taken, but Jim Williamson is going to notify them that some of us will be present, so if there is some crowd control mention either PIMA PAISANOS or Arizona Historical Modeler's Society. I don't know what reaction you'll get.

*

*

*

The 2nd Annual Scale Model Show is scheduled for Sunday, March 5, 1972. Entries have to be at the Science Building (8A) Los Angeles County Fairgrounds, Pomona, on Saturday, March 4th. Other information has said to be there by 3 PM, but in answer to my inquiry, Al Clemens said that closing time for entries is 5 PM.

Judging will be held at 5 PM Saturday. At this time no contestants will be in the building. Prizes and awards will be given out during the show. Ray Anderson is heading the judging committee.

How to Enter: Bring your models (one to five) to Building 8A on March 4th. A proxy may enter for you if you can't come yourself. Do not send your model by mail. Someone will help you find the right category is necessary. For more information: Scale Model Show, 4202 Evert Street, Montclair, Ca. 91763. Phone: (714) 983-2280.

Al Clemens also sent some discount tickets which I'll have at the meeting.

*

*

*

Continuing our list of events; this month's display at Websters' will be BETWEEN THE WARS (1st & 2nd that is). Last month's display was minimal, only 4 aircraft at this writing. Some of this was probably my fault for neglecting to mention it in Dirty Plastic, so once again: BETWEEN THE WARS. Models to be at Websters' by Thursday, February 17, 1972.

*

*

*

Membership

For only \$1 a month you get all of this

- . Monthly club newsletter**
- . Discounted club T-shirts**
- . Modelzona**
- . Monthly Raffle Prizes**
- . Monthly contest awards**
- . Annual club Christmas party**
- . And more**

Remember that you have to be a member **in good standing to enter and win competitions, get a copy of the monthly newsletter sent directly to your email, and vote for anything that the club brings to the table.**

So Make sure to see Treasurer, “Bill Dunkle”, at the club meeting to sign up for membership

2023 CLUB MEETING CALENDAR

All meetings held at American Legion Post #1, 364 N. 7th Ave., Phoenix, AZ 85003

JANUARY 2023Tuesday 3rd 7pm
Seminar/Speaker:**JULY 2023**Tuesday 11th, 7pm
Seminar/Speaker: Scott Germain
4BFTS at Falcon field**FEBRUARY 2023**Tuesday 7th 7pm
Seminar/Speaker:**AUGUST 2023**Tuesday 1st 7pm
Event : Club Swapmeet**MARCH 2023**Tuesday 7th, 7pm
Seminar/Speaker: Dioramas
Mike McFadden**SEPTEMBER 2023**Tuesday 5th, 7pm
Seminar/Speaker:**APRIL 2023**Tuesday 4th 7pm
Seminar/Speaker: Stuart Bricker
Tools, Products, Tips and Tricks**OCTOBER 2023**Tuesday 3rd, 7pm
Seminar/Speaker:**MAY 2023**Tuesday 2nd, 7pm
Seminar/Speaker:**NOVEMBER 2023**Tuesday 7th 7pm
Seminar/Speaker:**JUNE 2023**Tuesday 6th 7pm
Seminar/Speaker:**DECEMBER 2023**Tuesday 5th, 7pm
Event: White Elephant



September Raffle

Tickets are \$1 or six for \$5.

T.B.A.

UPCOMING EVENTS

November 4th—Modelzona(Flyer on Back Pages)

IPMS Phoenix / Craig Hewitt Chapter

2023 Chapter Officers

The club meets at 7pm on the first Tuesday of each month at the American Legion Post #1 in Phoenix. Check the club website at www.ipms-phoenix.com for more meeting info.

American Legion Post #1

364 N. 7th Ave.
Phoenix, AZ 85003

The post is located South of I-10 just a few blocks North of Van Buren. Look for the huge American flag.

- President..... Dick Christ.....<http://www.ipms-phoenix.com/>
- Vice President..... Kevin Henthorn.....<http://www.ipms-phoenix.com/>
- Secretary John Carroll<http://www.ipms-phoenix.com/>
- Treasurer Bill Dunkle.....<http://www.ipms-phoenix.com/>
- Member At Large.....Bryan Guggemos.....<http://www.ipms-phoenix.com/>
- Membership Chair..... Lyn Gorton.....<http://www.ipms-phoenix.com/>
- Webmaster..... Tim Bongard.....<http://www.ipms-phoenix.com/>
- Newsletter Editor Lyn Gortonlyngorton@hotmail.com

Useful Links

Bjorn Jacobsen—Aircraft Dioramas	www.dioramas-and-models.com
Plasmo—good visual instructions on “You Tube”	just search for plasmo
Trumpeter replacement parts	Joanna@trumpeter-china.com
Special Hobby	www.specialhobby.Ev/contact
Tamiya—US	support@Tamiya.com
MRCsupport@modelrectifier.com	
Rivet detail and schematic drawings	www.airwar.ru
Fine Scale modeling techniques	http://paulbudzik.com
“How to “Videos	Youtube.com/Andyshobbyheadquarters
Online magazine for all things avionic	www.wingleadermagazine.co.uk
Sky Harbor Informational site	http://www.visitingphx.com/index.html
Military Colors And Camouflage	http://www.theworldwars.net/resources/
Info on Aircraft Tyres	https://www.jupitor.co.jp/pdf/michelin_aircraft.pdf
Spare parts for Airfix	support.airfix.com/hc/en-gb/articles/360019394159-Spare-Parts
Video tour of USAF Museum in Ohio	https://aerodynamicmedia.com/usaf-museum-storage-video/
New digital magazine	www.phoenixscalepublications.co.uk
Swiss page covering aviation.	
Wide range of military subjects, airshows, color profiles, etc.	WINGS-AVIATION , www.wings-aviation.ch .
WW2 Video reference Site –Lots of Documentary DVD	www.victoryfilms.us

If you have a good reference site let me have a brief description and a web address and we will keep this list as a reference.

Join the IPMS/USA!

\$30 annual membership includes a one year subscription to the IPMS Journal. Visit www.ipmsusa.org to download a membership form. Or you can write to:



IPMS/USA PO Box 1411
Riverview,
FL 33568-1411

Membership also gives you access to the online Discussion Forum, where you can exchange ideas and information with other members of IPMS.



CONTENT NEEDED!!!!

The Corsair needs your help! To keep this newsletter filled with all the great content, I need your help with content. Here are some useful items that I can use to put together future issues each month:

- Kit reviews/In-box reviews
- Website links
- Modeling related articles
- Commentary and featured columns
- Neat, strange or otherwise shareable pictures
- Book reviews
- Trip and vacation write-ups

Anything you have can be used. Don't hesitate. Even a few paragraphs are great.




SUPPORT YOUR LOCAL HOBBY SHOP!



RIGHT STUFF, RIGHT PRICE

www.thehobbydepot.com

109 E.Southern Ave.
Tempe, AZ 85282



KEITH PEIPER, MANAGER

(480) 994-2263
AVALON_WAR_BOOKS@YAHOO.COM

WE BUY COLLECTIONS



Michael Ronnau
cactus_rhino@cox.net

Rhino's Hobby Tools & More



Space modeling reference books
by Mike Mackowski.

www.spaceinminiature.com

www.airline-hobby.com

Your One Stop Source for
Scale Model Airliner Kits, Decals,
Diecasts and Accessories



THE MAD MEATBALL

MIKE CHOLEWA 602-944-4096


"DEALER IN PRE-OWNED PLASTIC"

12629 NORTH 21ST DRIVE PHOENIX, AZ 85029


HOBBY BENCH

2 Great Locations!

8058 N. 19th Ave. NW corner 19th Ave. & Northern 602-995-1755	4240 W. Bell Rd. NE corner 43rd Ave. & Bell 602-547-1828
--	---



ANDY'S HOBBY HEADQUARTERS



15224 N. 59th Avenue, Suite 12
Glendale, AZ, 85306
tel. (602) 439-1456



Scott Cohen

Marketing, Finance, Product Development,
Supply Chain, Inventory & QC/QA

Post Office Box 74524
Phoenix, AZ, 85087-4524
tru.colorpaint1@yahoo.com

Tru-Color Paint
Model Railroad, Automobile,
and Building Paint

Sales: (714) 488-9779
Info: (623) 551-2548
www.trucolorpaint.com

SUPPORT YOUR LOCAL HOBBY SHOP!



GRAND PRIX REPRODUCTIONS

JEFF ALDERMAN

MASTER MODELER

jeff@grandprixreproductions.com

(623) 385-9060



WWW.GRANDPRIXREPRODUCTIONS.COM



MODELZONA 2023

Saturday, November 4th, 2023
9am - 5pm

Red Mountain Community Church
 6101 East Virginia Street - Mesa, Arizona 85215
 (Northeast corner of Loop 202 and N. Recker Rd.)

OPEN TO ALL MODELERS
50+ CATEGORIES
RAFFLE
MAKE & TAKE

VENDOR TABLES (8ft. Vendor tables - \$40 each)
 For vendor info contact Keith at: avalon_war_books@yahoo.com

GENERAL ADMISSION - \$5

Kids under 13 - FREE

Model Registration - 9am to Noon

Adult - \$5 which includes your first 5 models (additional models - \$1 each)

Junior (under 17) - \$2 (unlimited models)

Visit our website for more info: www.ipms-phoenix.com

Follow us on Facebook: [Craig Hewitt Chapter-IPMS Phoenix](https://www.facebook.com/CraigHewittChapterIPMSPhoenix)

SPECIAL AWARDS FOR:
 Best F4U Corsair
 Raleigh Williams Craftmanship Award

**NOTE: NEW
 REGISTRATION HOURS**

