

**Application Note:  
Power supply Bur-in Using Regenerative Load**

**Introduction – The Challenge of Cost and Inefficiency in Power Supply Burn-in Requirements**

Switch-mode power supplies used in data centres, industrial equipment, medical devices and other critical applications are typically subjected to burn-in operation at full load over an extended period to root out early failures and ensure reliable operation over the supply's rated lifetime.

The traditional method of conducting these tests utilizes relatively inexpensive resistive load banks which convert the power output to heat. The heat generated in the load banks is dissipated using either fan (air) or water cooling. Consequently, the energy costs of conducting the burn-in far exceed the power output of the power supplies under test.

The introduction of regenerative electronic loads has dramatically altered the economics of power supply burn-in testing. This application note describes how the use of advanced technology, regenerative electronic loads resulted in energy cost reductions exceeding 90%. In addition to the lower energy costs, the use of regenerative loads has also resulted in improved factory floor space utilization, reduction in electrical distribution infrastructure, reduced ambient noise and lower environmental cooling costs.

**Resistive Load Banks – Simple but Often Costly to Operate**

Traditional load banks, basically an array of power resistors, offer an inexpensive hardware solution for product burn-in. In some situations, where a small number of units are being tested and/or where a separate room is used for the tests, the load bank can be a clear, economic choice.

However, as the volume of products under test increases, resistive banks have a number of characteristics that can negatively impact efficiency, ease of use, the quality of the work environment and expense. The most obvious issue is energy consumption. For example, a typical 110 kW load bank will consume well over 110 kW of power in order to provide that function.



*Figure 2. Fan-cooled resistive load bank adds audible noise and heat to test floor environment*

High power consumption leads to cooling concerns since the heat from the load must be dealt with. Small load banks might simply require the need for added air conditioning. Most loads are fan cooled, which further increases energy consumption and can also add significant ambient noise. In addition, for load banks that require water cooling, energy costs and significant installation expenses can be incurred. The 110-kW unit shown in Figure 2 is nearly three feet tall, takes up over eight square feet of floor space and produces 65-80 dB of audible noise. In order to mitigate these unfavourable effects on the work environment, some manufacturers install the equipment outside the facility. This, of course, has its own concerns, including weather-proofing and potential for problems with birds and vermin.

### **Electronic Loads**

Electronic loads, in contrast to passive load banks, typically employ active circuitry to dynamically simulate changing load profiles. Test profiles can be stored in the unit or uploaded via computer interface so that the test data can be compiled for reporting or archiving purposes. As such, electronic loads, while they can be used to simply perform a static long-term burn-in, can also subject the devices under test to step changes in the power

demand and other variations in the characteristics of the load, thus providing a more reliable result of the tests. Standard electronic loads, however, still suffer from the problem of what to do with the heat generated and loud fan noise.

### Regenerative Electronic Loads

Regenerative electronic loads (ELRs) dramatically reduce the wasted energy and other problems that load banks or standard electronic loads create by redirecting the load power back to the utility using an inverter stage, synchronized to the power line input. Figure 3 illustrates how such a closed-loop system operates. Power is applied from the main to the device under test. An electronic load with regenerative output utilizes an internal micro-inverter to return the power to the mains.

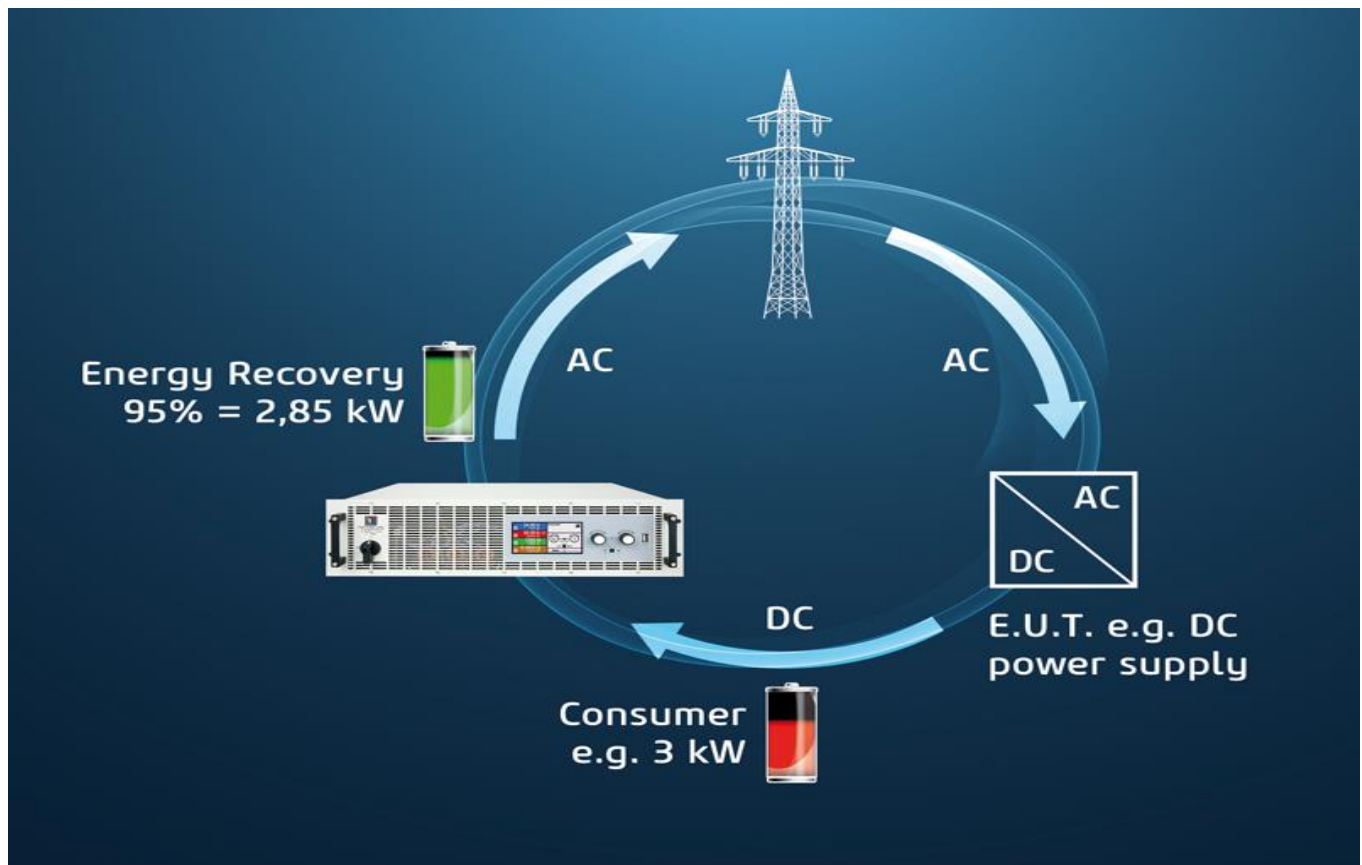


Figure :03

The results of the ELR approach are quite remarkable – with total energy consumption being reduced by up to 93%. It also has a significant effect of unit's size, cooling requirements and audible noise. Comparing a 120 kW ELR (comprised of 4-30kW rack units) with the 110 kW load bank, the ELR dissipates just 6 kW of heat! Other benefits of dissipating less heat means smaller cooling fans, which dramatically reduces the audible noise. Regenerative loads are also 2-3 times higher power density compared to typical air-cooled loads, which results in less rack or bench space. The secret to the implementation of a regenerative load bank is a back-end conversion system. As shown in Figure 4, DC energy flows into a DC-DC converter, which is tied into a DC-AC inverter (current source), and which then synchronizes with the distribution grid to recycle the energy. This technology is similar to grid-tied photovoltaic inverters (PVs).

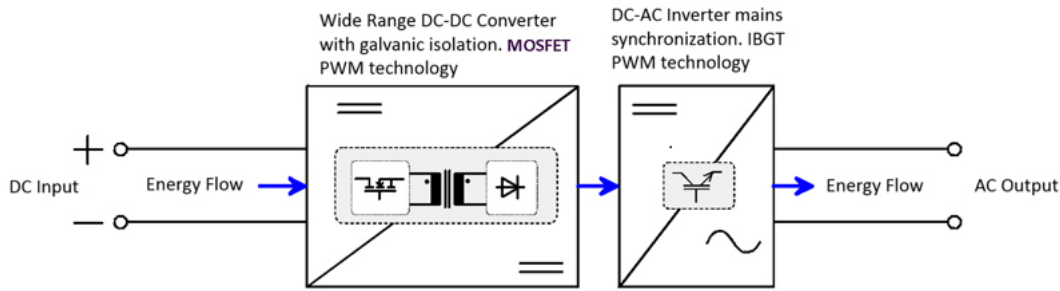


Figure 4. Electronic load DC output is applied to a grid-tied inverter stage

## Case Study Results

A major DC power supply manufacturer was utilizing resistive load banks to conduct burn-in testing of the company's Industrial Critical DC Power Supplies.

- Each burn-in station consisted of nine DC supplies, each operated with a 1.38 kW DC load.
- Each burn-in station consumed 12.5 kWh (42,500 BTU) per hour over an 80-hour continuous burn-in cycle (Figure 5).
- The company's burn-in floor hosted 24 stations amounting to 300 kW per hour of energy usage and over 1 million BTU's of heat – per hour!

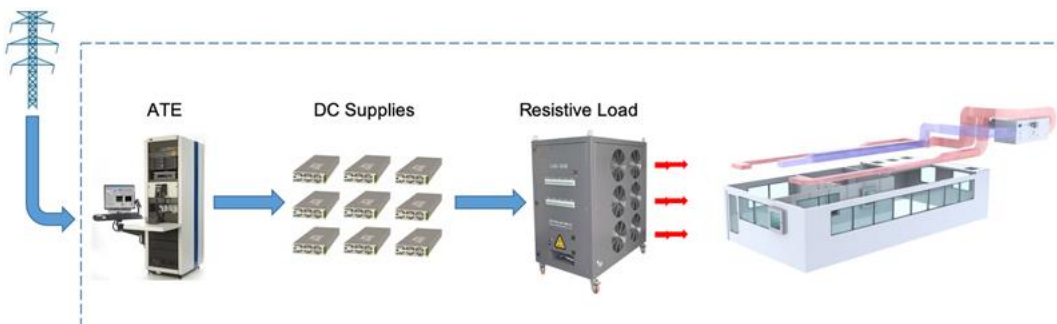


Figure 5. Each burn-in station in the facility energizes nine power supplies at full load for 80 hours

The resistive loads in the facility were replaced by an array of 24, 15 kW ELRs, each housed in a 3U rack-mount chassis.

- The installation of ELRs has yielded a reduction in direct energy costs for each burn-in station of INR 600000/-per year!
- Total annual direct energy savings total INR 145,80,000.

The initial cost of the regenerative electronic loads for each test station was roughly 2.5 times the cost of the resistive loads they replaced. But because of the dramatic reduction in direct energy costs, and after accounting for the additional cost reduction benefits, as described below, the ROI was just 1.9 years!

## Additional Cost Benefits

Beyond the direct energy cost savings achieved in the operation of each burn-in station, the use of the regenerative electronic loads provided these cost savings:

- Reduced operational cost and maintenance of the facility HVAC system
- Energy consumption reduction estimated at INR14,58,000 per year.
- Maintenance costs reduction estimated at INR 4,53,600 per year.
- A regenerative load solution fit into the existing ATE racks, freeing up over 17 ft<sup>2</sup> per station for a total of 416 ft<sup>2</sup> once occupied by resistive load banks

- Test setup was simplified since all test equipment was within the ATE rack, saving approximately INR 4800/station.
- Potentially reduced infrastructure cost associated with production line HVAC expansion.
- 30-40% less audible noise.
- Better working environment leads to happier operators.

## **Conclusion**

Electronic regenerative loads provide a substantial reduction in electrical and infrastructure costs, when compared with resistive load banks. In this case study, the combination of direct energy costs plus savings due to HVAC load reduction, better utilization of factory floor space and a healthier work environment made ELRs a sound investment. Moreover, ELRs offer exceptionally versatile load profile programming and ease of set-up, making them an exceptional value on a range of dynamic testing applications.

To get more information on the EPS line of ELR or PSB series and to determine the ROI on investment,

We also support Temperature control burn in chambers.

please visit: <https://www.onsystech.com/> or call +91-9372898215

Ajay Singh  
Director- Application & Sales