

STUDIO FLOORS



STAIR PARTS GUIDE

WWW.STUDIOFLOORS.COM



708-663-0501



Table of Content

01	WOOD NEWELS & BALUSTERS	P 04-10
02	HANDRAILS	P 11
03	FITTINGS	P 12
04	STARTING TREADS, TREADS, RISERS	P 13
05	POST TO POST	P 14
06	OVER THE POST	P 15
07	IRON BALUSTERS	P 16-23
08	IRON ACCESORIES	P 24
09	INSTALLATION KITS AND MATERIALS	P 25
10	ORDER FORM	P 26-27



WOOD NEWELS & BALUSTERS

STOCKBRIDGE SERIES It's simple, timeless and elegant

SUFFIX KEY:

AT	- Acorn Top
BT	- Ball Top
PT	- Pin Top
MT	- Mushroom Top
PL	- Plain
F	- Fluted
T	- Twisted
PTS	- Plain Top Short
EE	- Eased Edge

FINISH:

WO	- White Oak
RO	- Red Oak
M	- Maple
P	- Poplar
BCH	- Brazilian Cherry
W	- Walnut
H	- Hickory



BALUSTERS:

Items	Wide	Lenght	Version
2005	1-3/4"	36", 41"	PL, F
2015	1-3/4"	36", 41"	PL, F




NEWELS:

Items	Wide	Lenght	Version
3010	3-1/2"	44"	PL, F, T
3013	3-1/2"	44"	PL, F, T
3015	3-1/2"	56"	PL, F, T
3042	3-1/2"	56"	PL, F, T
3045	3-1/2"	56"	PL, F, T

WOOD NEWELS & BALUSTERS

▶ HAMPTON SERIES Perfect for traditional home



BALUSTERS:

Items	Wide	Lenght
5200	1-1/4"	31", 34", 36", 39", 41"
5205	1-1/4"	36", 41"
5005	1-3/4"	36", 41"
5300	1-3/4"	36", 39", 41"



NEWELS:

Items	Wide	Lenght	Version
3500	3"	48"	BT, PT
3512	3"	54", 59"	BT, PT
3513	3"	44"	PT
3515	3"	59"	BT, PT
3516	3"	59"	BT, PT
4500	3-1/2"	48"	BT, PT
4512	3-1/2"	56"	BT, PT

WOOD NEWELS & BALUSTERS

SUFFIX KEY:

AT - Acorn Top	F - Fluted
BT - Ball Top	T - Twisted
PT - Pin Top	PTS - Plain Top Short
MT - Mushroom Top	EE - Eased Edge
PL - Plain	BTS - Ball Top Short
RP - Raised Panel	FP - Flat Panel

FINISH:

WO - White Oak	W - Walnut
RO - Red Oak	H - Hickory
M - Maple	PI - Pine
P - Poplar	S - Santos Mahagony
BCH - Brazilian Cherry	A - Ash
	AC - American Cherry

COLONIAL SERIES It's always in style



BALUSTERS:

Items	Wide	Lenght
5015	1-1/4"	31", 34", 36", 39", 41", 43"
5141	1-1/4"	31", 34", 36", 39", 41"
5040	1-3/4"	31", 36", 39", 41"



NEWELS:

Items	Wide	Lenght	Version
4010	3"	48"	BT, PT, MT
4012	3"	54"	BT, PT, MT
4013	3"	43"	PT
4015	3"	48", 59"	BT, PT, MT
4016	3"	48", 59"	BT, PT
4040	3"	48"	BT, PT, MT
4042	3"	54"	BT, PT, MT
4045	3"	59"	BT, PT, MT
4020	3-1/2"	48"	BT, PT
4022	3-1/2"	56"	BT, PT
4025	3-1/2"	56"	BT, PT

WOOD NEWELS & BALUSTERS

BORDEAUX SERIES

It's a classic European style with an American touch.



BALUSTERS:

Items	Wide	Lenght
908	1-1/4"	31", 36", 41"
909	1-3/4"	36", 41"
910	1-1/4"	36", 41"
911	1-3/4"	36", 39"
912	1-1/4"	36", 41"



NEWELS:

Items	Wide	Lenght	Version
953	3"	44"	PT
954	3"	48", 59"	PT
955	3"	48", 54", 59"	BT
956	3"	48"	BT
958	3"	48", 59"	BT
954-4	3-1/2"	48", 56"	PT
955-4	3-1/2"	56"	BT
958-4	3-1/2"	56"	BT
4300	3-3/4"	48", 56"	BT, PT

953PT 955BT 958BT
 954PT 956BT 958-4
 954-4 955-4

WOOD NEWELS & BALUSTERS

CRAFTSMAN SERIES It's style is timeless

FINISH:

WO	- White Oak
RO	- Red Oak
M	- Maple
P	- Poplar
BCH	- Brazilian Cherry

W	- Walnut
H	- Hickory
PI	- Pine
S	- Santos Mahagony
A	- Ash
AC	- American Cherry



100
200



3504 3503

3502 3501



3005
4005

BALUSTERS:

Items	Wide	Lenght
100	1-1/4"	31", 36", 41"
100EE	1-1/4"	31", 36", 41"
200	1-3/4"	36", 41"

NEWELS:

Items	Wide	Lenght	Version
300EE	3"	43", 48", 54"	EE
3005	3"	54"	BT
3042	3-1/2"	56"	PL, F,T
4005	3-1/2"	56"	AT, BT

WOOD NEWELS & BALUSTERS

▶ BOX NEWELS



BOX NEWELS:

Items	Wide	Length	Version
960	4-1/2"	48"	Custom Sizes & Designs Available
961	4-1/2"	56"	Custom Sizes & Designs Available
962	3-1/2"	48"	Custom Sizes & Designs Available
963	3-1/2"	56"	Custom Sizes & Designs Available
991	6-1/4"	56"	PL, FP, RSP,F
959	4-1/2"	22"	Custom Sizes & Designs Available

*Measured at base



WOOD NEWELS & BALUSTERS

FINISH:

WO	- White Oak
RO	- Red Oak
M	- Maple
P	- Poplar
BCH	- Brazilian Cherry

W	- Walnut
H	- Hickory
PI	- Pine
S	- Santos Mahogany
A	- Ash
AC	- American Cherry



Newel Post Caps Available in Oak and Poplar.

FILLETS



SHOE RAILS WITH PLOW



HANDRAILS

HANDRAILS



4200

4300

4500



6010, 6210, 6310

6300

6710



6910

8200

8500



8800

9100

WALL HANDRAILS



6040

6042



6342 MINI

8100

HANDRAILS:

Items	Wide	High
4200	1-1/2"	2-1/4"
4300	2"	2-3/8"
4500	1-5/8"	2"
6010	2-1/4"	2-3/8"
6210	2-5/8"	2-3/8"
6310	3-1/2"	2-3/8"
6300	2-1/4"	2-1/2"
6710	2-5/8"	2-3/8"
6910	2-5/8"	2-3/8"
8200	2-5/8"	2-1/4"
8500	2-5/8"	2-3/8"
8800	2-5/8"	3"
9100	2"	2-3/8"

Bending Handrails Available

CUSTOM SIZES AVAILABLE.
All handrails are available plowed.
All other designs are available on special order.

WALL HANDRAILS:

Items	Wide	High
6040	1-3/4"	1-5/8"
6042	1-1/4"	1-1/2"
6342 MINI	1-3/4"	1-1/2"
8100	2"	1-3/4"

FITTINGS

FINISH:

WO - White Oak

RO - Red Oak

M - Maple

BCH - Brazilian Cherry

W - Walnut

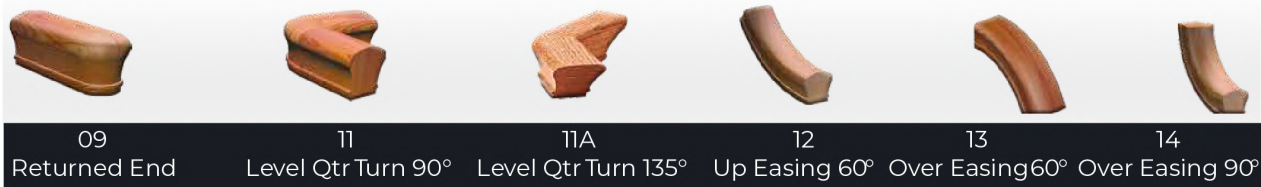
AC - American Cherry

PI - Pine


STARTING FITTINGS:



TRANSITION FITTINGS:



GOOSNECK FITTINGS:



STARTING TREADS, TREADS, RISERS

CUSTOM SIZES & SHAPES AVAILABLE
 WE ALSO SELL TREADS,
 RISERS AND TRIM SEPARATELY

FINISH:

WO - White Oak	W - Walnut
RO - Red Oak	H - Hickory
M - Maple	PI - Pine
P - Poplar	S - Santos Mahagony
BCH - Brazilian Cherry	A - Ash
T - Tigerwood	AC - American Cherry

VENEER PLYWOOD 1/4", 1/2", 3/4" PLYWOOD CDX 1/2", 3/8", 5/8", 3/4" PLYWOOD LAUAN (PAINTABLE) 1/4"



8110
Starting Treads
with 1-End Bullnose

8112
Starting Treads
with 2-End Bullnose

8078
Riser: Solid
5/16" & 3/4" & Custom Thickness



8070
Tread: Solid, Straight Treads
11.5" x 36", 42", 48", 54", 60", 72", 84" and up to 16"

8070 Treads Return
One Side LH & RH
BOTH SIDE AVAILABLE

Nosing 3-1/2" & 5-1/2"
8093 3-1/2" , 8095 5-1/2"
BENDING AVAILABLE



8080
Return 13"
1-1/4" x 1-1/16"

8120 Shoe
1/2" x 3/4"
3/4" x 3/4"

8196 Cove
1/2" x 3/4"
3/4" x 3/4"



LANDING TREADS
Available as Special Order Only

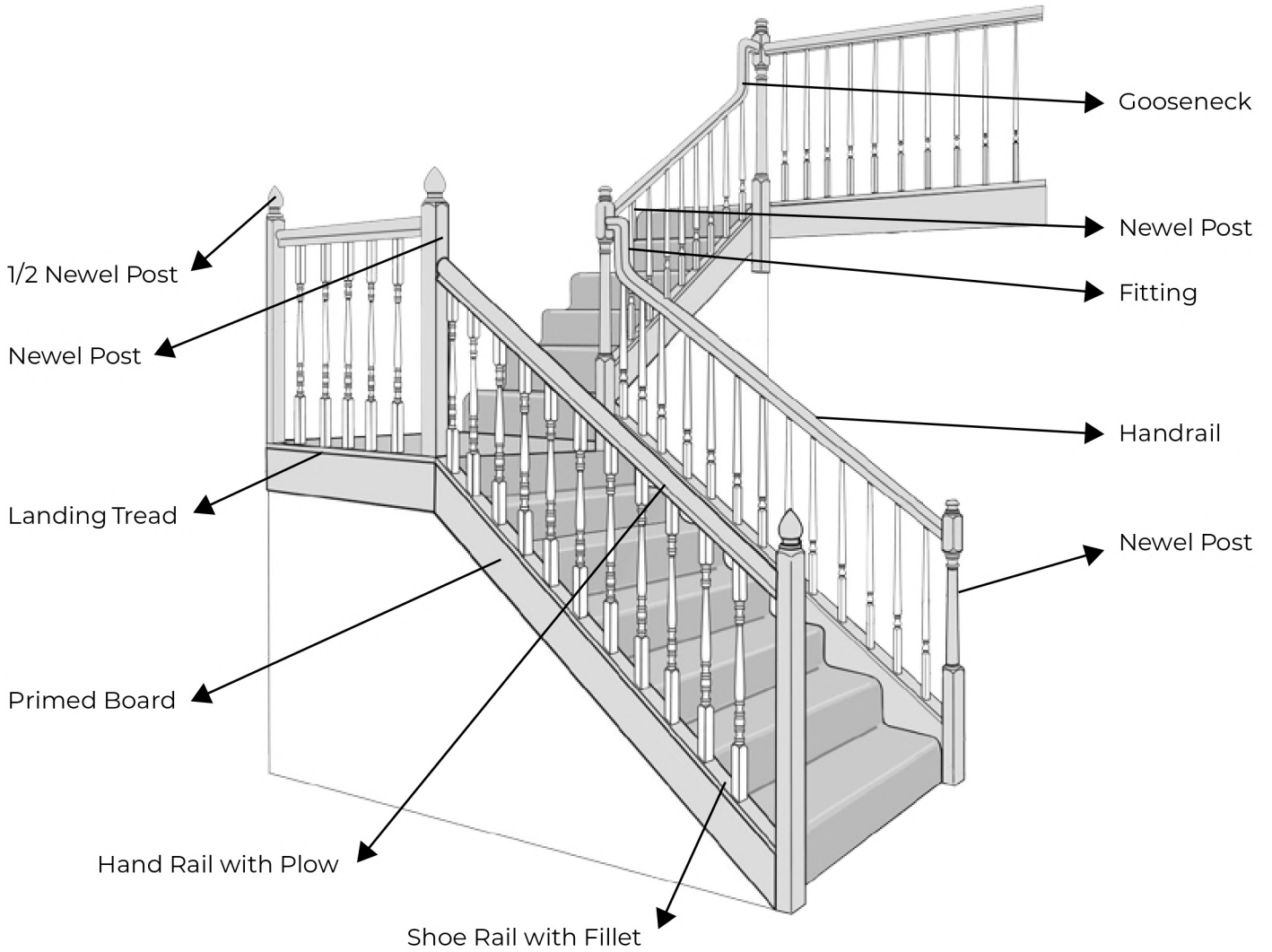


Cove Flexible
1/2 x 3/4
3/4 x 3/4

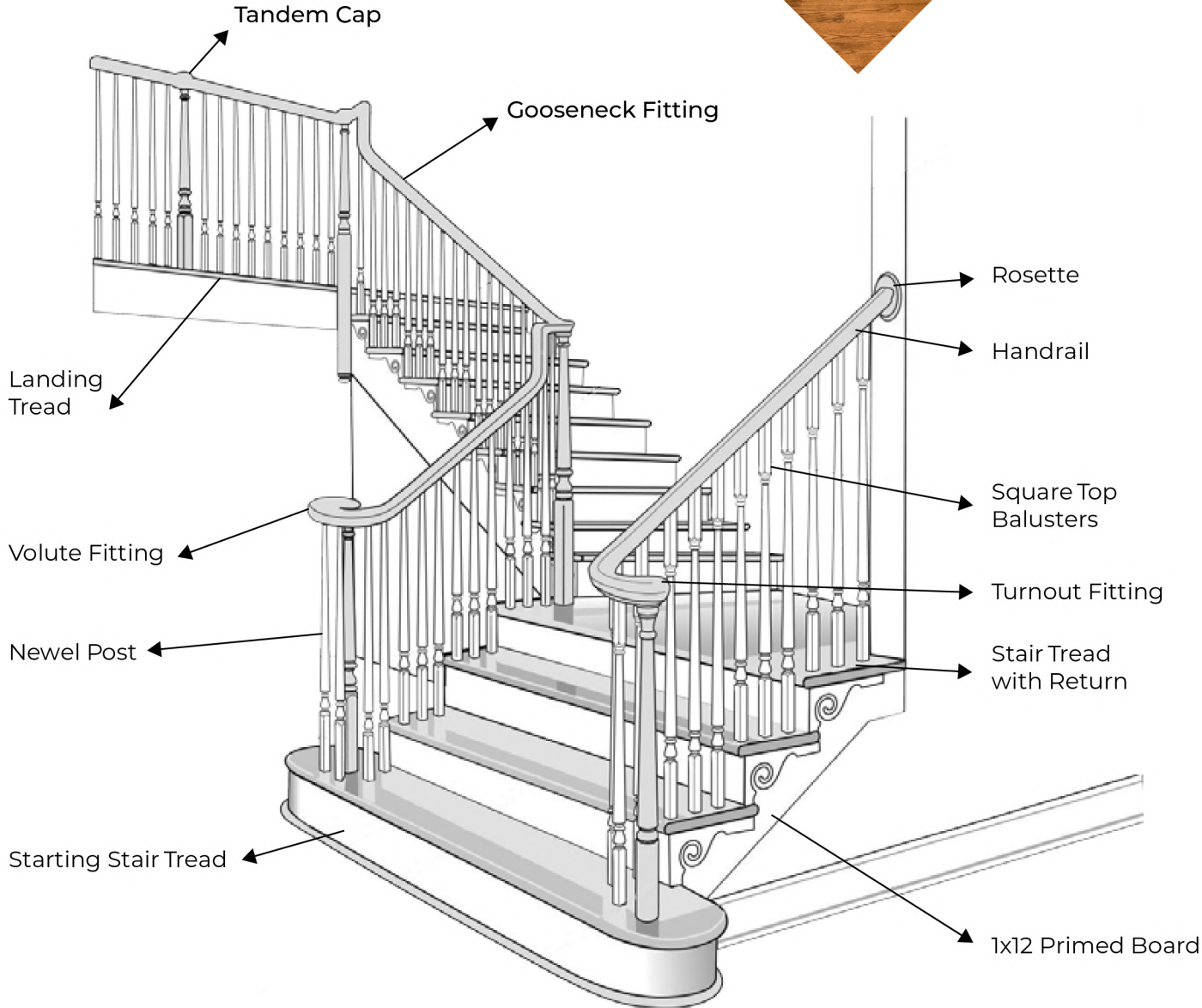
Shoe Flexible
1/2 x 3/4
3/4 x 3/4

POST TO POST

WE OFFER FLEXIBLE MOULDINGS SUCH AS BASEBOARDS, CASINGS, CROWN MOULDING AS WELL AS OTHER MATERIALS.



OVER THE POST



IRON BALUSTERS

FINISHES & COLORS

Uniform length of all iron balusters 43" plus 3/4" round top.
Two thicknesses: 1/2" and 5/8". Two types: square and round.



PW-Pewter




AN-Antique Nickel



SB-Satin Black



BC-Black Copper



ORC-Oil Rubbed Copper



RB-Rubbed Bronze



NCK-Nickel



SV Silver Vein



CV-Copper Vein



Hammered Face Square Bar



Hammered Edge Square Bar



Square Bar



Round Bar

IRON BALUSTERS

▶ ROUND SERIES (5/8")

Thickness 5/8"



KNUCKLE




2GR-60 2GR-61 2GR-04

RIBBON



2GR-06 2GR-07

COLLAR & BASKET




2GR-10 2GR-20 2GR-11

CONTEMPORARY



2GR-01 2GR-18

HAMMERED BALL



2GR-22 2GR-23

IRON BALUSTERS

▶ RIBBON SERIES (SQUARE)

Thickness 1/2"



T-06
2G-06

T-07
2G-07

T-08

T-09

T-10

T-11

IRON BALUSTERS

▶ KNUCKLE SERIES (SQUARE)

Thickness 1/2"



T-60
2G-60



T61
2G-61



T-62



T-56



T-02
2G-02



T-03
2G-03

IRON BALUSTERS

▶ TWIST & BASKET SERIES (SQUARE)

▶ PLAIN & ZZ SERIES (SQUARE)

Thickness 1/2"



Item	1/2"	5/8"
Single Twist	T-02	2G-02
Double Twist	T-03	2G-03
Single Basket	T-04	2G-04
Double Basket	T-05	2G-05
Butterfly & Leaf Scroll	T-55	SO
Plain	T-01	2G-01
Plain Basket	T-18	SO
Zigzag ZZ	T-ZZ	SO
Heart Scroll	T-58	SO
Item	1/2"	5/8"
Single Knuckle	T-60	2G-60
Double Knuckle	T-61	2G-61
Double Knuckle Single Basket	T-62	SO
S Scroll	T-56	SO
Single Ribbon	T-06	2G-06
Double Ribbon	T-07	2G-07
Single Basket	T-08	SO
Double Basket	T-09	SO
Single Butterfly	T-10	SO
Double Butterfly	T-11	SO

IRON BALUSTERS

**▶ TAOS & TUSCAN SERIES
(HAMMERED EDGE SQUARE BAR)**


Two types: square and round.

Thickness: 5/8"

Uniform length of all iron balusters 43" plus 3/4" round top.

STAINLESS STEEL
TUBES available.
Thicknesses: 1/2", 5/8", 3/4"

Item	1/2"
Flower/Arrows	T-21
Split Arrows	T-22
Split Arrows w/basket	T-23
Plain	T-30
Single Ball	T-31
Double Ball	T-32
S Scroll	T-36
Single Diamond	T-93
Double Diamond	T-94
Single Oval	T-95



T-21 T-22 T-23 T-30 T-31 T-32 T-36 T-93 T-94 T-95 T-96

IRON BALUSTERS

GOTHIC SERIES
(HAMMERED EDGE SQUARE BAR)

Type: square.
Two thicknesses: 1/2" and 5/8"
Uniform length of all iron balusters 43" plus 3/4" round top.

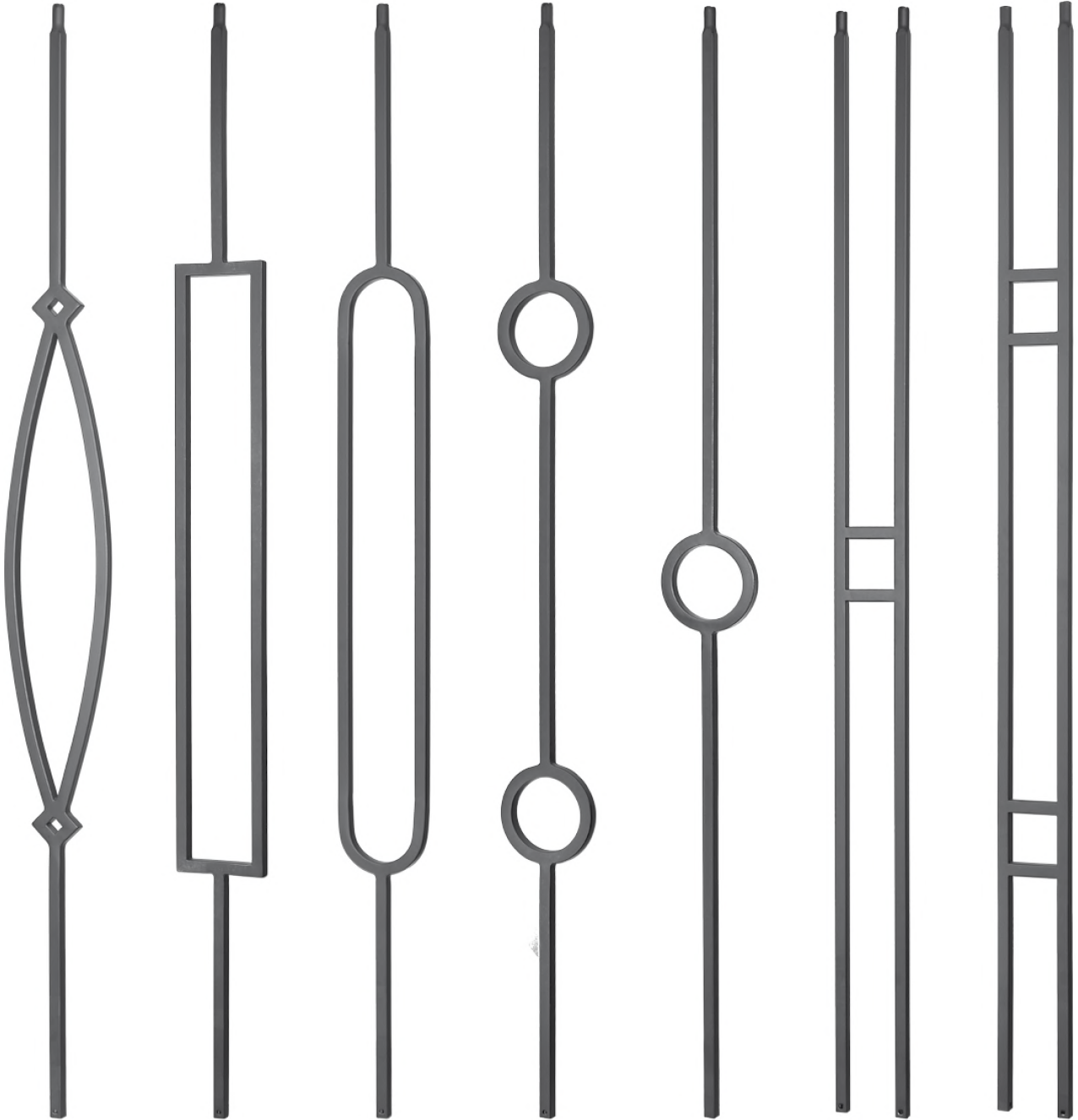


T-40	T-41	T-42	T-43
T-4058	T-4158	T-4258	T-4358

Item	1/2"	5/8"
Plain	T-40	T-4058
Single Square Knuckle	T-41	T-4158
Double Square Knuckle	T-42	T-4258
Single Square basket, knuckle	T-43	T-4358

IRON BALUSTERS

▶ CONTEMPORARY IRON BALUSTERS



T-16

T-81

T-80

T-73

T-72

T-20

T-19

IRON ACCESSORIES

▶ SHOES ROUND



ISH900-1/2"
2G900-5/8"

SH904-1/2"
2G904-5/8"

▶ SHOES SQUARE



SD500R-1/2"

SD504R-1/2"

▶ BRACKETS



3002HD-3 HOLES




3003A-1 HOLE

▶ COLORS AVAILABLE



PW-Pewter



SV-Silver Vein



CV-Copper Vein



SB-Satin Black




AN-Antique Nickel



ORC-Oil Rubbed Copper



RB-Rubbed Bronze



NCK-Nickel

INSTALLATION KITS AND MATERIALS



DOWEL SCREW
 DS1270 1/2" x 7"
 DS1425 1/4" x 2-1/2"
 DS 1625 5/16 x 2-1/2"



RBKIT Rail Bolt Kit
 Hanger bolt, curved washer,
 nut, and plug



Newel Fastening System
 Includes: 11" lag bolt,
 oak & maple wood plugs,
 washer, and nut



NO-SAG ADHESIVE
 E6100 clear
 E6100 black



4JS Newel Mounting Kit
 3009 3" - Cherry, Maple, Oak, Poplar, White (SO)
 3010 3 1/2" - Cherry, Maple, Oak, Poplar, White
 3011 5" - Cherry (SO), Maple, Oak, Poplar, White (SO)



FAS-N-FAST
 Blind Post Anchoring System

ROSETTES



7037
 OVAL



7017
 ROUND



7033
 RECTANGLE



7050
 OCTANGLE

PLUGS



Flat Tapered Face Grain Plug.
 Size: 3/8", 1/2", 5/8", 3/4", 1", 1-1/2"
 Available in many kinds of wood
 for Special Order. Red Oak in Stock.

Item	Size	Version
7017	4-1/2" x 4-1/2"	Oak, Poplar, Cherry (SO), Maple, Eurobeech (SO)
7037	4" x 5-1/2"	Oak, Poplar, Cherry, Maple, Eurobeech
7033	4-1/4" x 6"	Oak, Poplar (SO), Cherry, Maple, Eurobeech (SO)
7050	4" x 5-1/2"	Oak

*SO - special order

ORDER FORM

STAIR TREAD ORDER FORM

****STANDARD TREADES ARE 1-1/16" THICK AND 11-1/2" DEEP****

Customer Name: _____

SignatureEdge Designs



Bullnose Edge Chamfered Edge Dble Chamfered Edge Eased Edge Square Edge

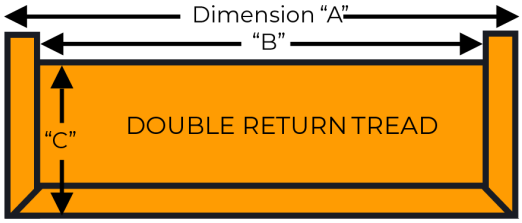


Notes: _____

Dimension	Inches	Measuring	Quantity
.A"		Outside Lenght	
.B"		Depth	

EDGE TYPE:

Bullnose Edge (St) Eased Edge
 Chamfered Edge Square Edge
 Dble Chamfered Edge

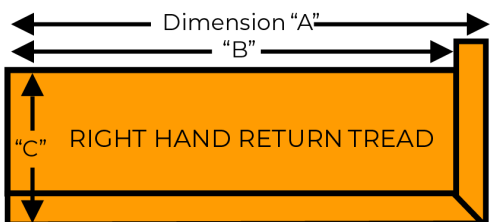


Notes: _____

Dimension	Inches	Measuring	Quantity
.A"		Outside Lenght	
.B"		Inside Lenght	
.C"		Depth	

EDGE TYPE:

Bullnose Edge (St) Eased Edge
 Chamfered Edge Square Edge
 Dble Chamfered Edge

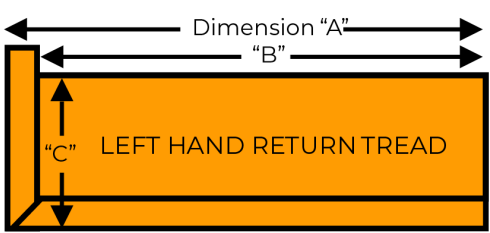


Notes: _____

Dimension	Inches	Measuring	Quantity
.A"		Outside Lenght	
.B"		Inside Lenght	
.C"		Depth	

EDGE TYPE:

Bullnose Edge (St) Eased Edge
 Chamfered Edge Square Edge
 Dble Chamfered Edge



Notes: _____

Dimension	Inches	Measuring	Quantity
.A"		Outside Lenght	
.B"		Inside Lenght	
.C"		Depth	

EDGE TYPE:

Bullnose Edge (St) Eased Edge
 Chamfered Edge Square Edge
 Dble Chamfered Edge



ORDER FORM

STAIR TREAD ORDER FORM - STARTER STEPS

****STANDARD TREADES ARE 1-1/16" THICK AND 11-1/2" DEEP****

Customer Name: _____

SignatureEdge Designs



Bullnose Edge



Chamfered Edge



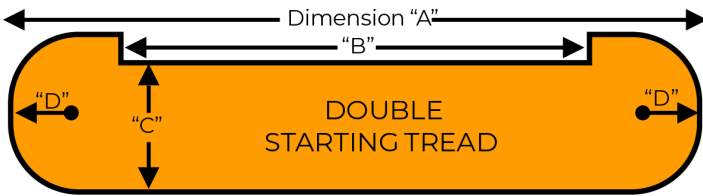
Dble Chamfered Edge



Eased Edge



Square Edge

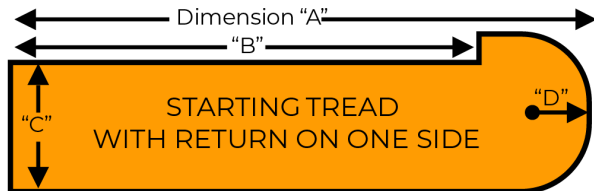


Notes: _____

Dimension	Inches	Measuring	Quantity
.A"		Outside Length	
.B"		Inside Length	
.C"		Depth	
.D"		Radius	

EDGE TYPE:

Bullnose Edge (St) Eased Edge
 ChamferedEdge Square Edge
 Not Available: DbleChamferEdge

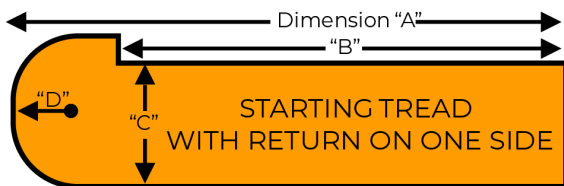


Notes: _____

Dimension	Inches	Measuring	Quantity
.A"		Outside Length	
.B"		Inside Length	
.C"		Depth	
.D"		Radius	

EDGE TYPE:

Bullnose Edge (St) Eased Edge
 ChamferedEdge Square Edge
 Not Available: DbleChamferEdge



Notes: _____

Dimension	Inches	Measuring	Quantity
.A"		Outside Length	
.B"		Inside Length	
.C"		Depth	
.D"		Radius	

EDGE TYPE:

Bullnose Edge (St) Eased Edge
 ChamferedEdge Square Edge
 Not Available: DbleChamferEdge

Contact customer service for availability on special order treads.