



Treasure Talk

The Newsletter of The Central Florida Metal Detecting Club
September 2021

In this issue:

- Tips for getting permissions.
- Vickie Chilla Makes the News!
- Finds tables score board
- Precious metal pricing and MORE!



Beautiful Finds Table Coins!

FROM THE PRESIDENT'S DESK



The summer is finally over! September is here! I hope everyone had a great Labor day, was safe, and got to spend time with their loved ones.

Remember to keep all of our members in your thoughts and prayers that may be struggling or having health issues. Please keep the Fitzpatrick family in your prayers as Mark passed away on July 31, 2021.

We will have a club hunt on September 18, 2021. It will be a night hunt at Frank Rendon Park. No headlamps will be allowed and this will be a members only hunt.

Make sure you bring in your finds to show off! Everyone has a shot at winning hunter of the year. There is still time to get in and place in the top 3! Remember nominations are right around the corner and we need people to step up and give it a shot. If you are interested, feel free to ask us what it entails.

See you at the meeting!

-Carolyn

SECRETARY'S REPORT



Whewwwww its a hot one out there! I hope everyone was able to get out and detect for a bit. I'm excited to see the finds table full of goodies!

Carolyn was away for this meeting, so the rest of the board members had a field day breaking all of the rules. Well, maybe we didn't break them, but we did think about it lol.

Note I'm still learning everyone's names, so please come and give me your name for the newsletter if you are celebrating an anniversary, birthday, if you win an award, or if you win one of the raffles.

At the August meeting, we discussed some great tips about scoring permissions. We had a few members get up to speak about the do's and the don'ts, as well as some special tricks.

The hardest part about asking for a permission to detect is just getting up the nerve to go and knock on the door. Just the idea of walking up to a strangers house and asking them to dig in their yard is enough to discourage a lot of folks. I mean lets face it, it does feel a little akward. However, we have some great tips to help get over the hurdle of asking for permission, so you can get to the treasures and artifacts you seek.

First, lets think about why we do what we do. Whether you like to hunt for treasure, for coins, or for historical artifacts, we are all

trying to save pieces of history. Every day more and more land is being covered by concrete. Old homes are being torn down and new homes are being built. These new home sites also install new sod and grass, making it more difficult to detect, and even more difficult to get a permission when someone has a nicely maintained yard. New businesses and shopping malls are purchasing vacant lots and installing huge parking lots over precious historical dirt. We are in a race against time to recover these items lost in history. Most of us got into this hobby because we were fascinated somehow by old stuff.

We love to feel the connection to our past. So the time is now to go out and ask for permissions. Not to mention, the longer most metal items sit in the ground, the more they become corroded and deteriorated by chemical reactions in the dirt.

Secondly, when you plan to go ask for permissions, do research first on the area(s) that you would like to detect. Find out how old the homes are in the area. Look for areas that have quite a few homes in the age range you are looking for. Doing this will help to make your trip worth it. Each time you knock on a door, you have a 50/50 shot at getting a permission. Be prepared to take no for an answer and don't take it personally. Don't worry about the "no's" you will get. Just keep focusing on getting to the next "yes".

3 So how do you do it? What do you say? Then if they say "yes",

what do you do next?

Lets start by getting the first impression right. Don't go up to a house wearing dirty digging clothes with holes in them. Try to look presentable and clean if you can. This is tough if you have already been out digging. Some people will begin knocking on doors, and start digging when they get a "yes". Some folks will plan to use a full day to seek permissions, and then come back on another day to dig. This way you can keep a great appearance and have a better shot at getting that permission. Either way works, it just depends on how much time you have, and what your goals are.

So now that we look presentable, and we have scouted the area we would like to search in, lets knock on some doors! When walking up to the property, leave all of your detecting equipment in your vehicle. We don't want to scare anyone who is unfamiliar with what our equipment looks like. Keep in mind that a lot of people now have doorbell cameras, so they can see you coming, and they are most likely also recording you and can hear anything you say, even before you ring the doorbell.

Now its time to ask for permission. So, we have a plan of what we want to accomplish, we know the area(s) we would like to gain access too, now its time to sell yoursefl. One of the best things you can do is to come up with a few well thought out script or pitch

that get right to the point. Then rehearse what you are going to say quite a few times before you go knocking on doors. You want to do this to get all of the marbles out of your mouth. Read it out loud so you can hear what you are saying and how it sounds. Sometimes what looks good on paper, doesn't translate to how it sounds when you say it. When you ask for permission, you want to sound confident. If you mumble your words, or stutter trying to get the words out, it will mislead your prospect. If you trip over your words, your prospect may read into this that you are afraid of something, or maybe you feel like this isn't something you should do. Having confidence will reflect that you are a professional, and that you know what you are doing.

Now, its time to knock on the door. After nocking, its a good idea to take a few steps back from the door and give the homeowner space to feel like its ok to open the door. People arn't used to unexpected guests arrive anymore, so someone knocking on their door is unusual. Give the prospect space to feel comfortable talking to you. When the door opens, greet them with a smile, and you begin with your lines. Below is a basic example of something you could say:

“Hello! (smile) My name is _____. I'm an ameture historian and metal detectorist. I'm in the area looking for old artifacts that have been lost in the ground. I've done some research on your property, and Ive read that your house was built in (year). I'm looking for things like some old coins, buttons, bullets, anything old that may

have been lost in the ground. I've got my detector with me, would you mind if I searched your yard to see if we can save some pieces of history? " The next part is where you stay quiet and let them process what you just aksed them.

There is no way to predict what comes next. Anything can happen. I've had people at this point say "YES! That would be so cool. I've always been interested in what might be in the ground" to other people saying "No, I would like to leave everything in the ground where it is", and everything in between. You may have to have some rebuttles prepared in case they say things like "Well, I don't want a bunch of holes dug up in my yard", "I don't want you to cut my cable, electricity, or phone line.", and even "Well, what do I get out of it?". Put yourself in their shoes and try to think of anything they might say, and come up with a rebuttle for it. If you don't know how to combat a certain objection, then reach out to a veteran detectorist who has good experience doing this.


At all times show the homeowner respect. If they give you a stern "No", politely accept their decision. If you have a business card, this would be a good time to hand it to them, and let them know to give you call if they lose something they need help finding. If they say "yes", give them a brief idea of the areas you would like to start on. A great bonus question to ask the homeowner is "Have you lost any jewelry that I can help you find?" If the home owner says "No" to the jewelry question, then

that gives you a good indication that any jewelry you find, you can keep. Unless, of course, if you have set up a different agreement with the homeowner.

There are many many ways you can ask for permission to metal detect a property. Everyone has a different way that works for them. The most important part though goes back to the beginning. Just get up the nerve to go do it, and you will see how easy it actually is. You may get many “No” answers in a row. Don’t worry about those. We are only concerned about getting to a “Yes”. I hope this helps! Good luck!

-Shane Bryant
Secretary and Newsletter Editor.

IN THE NEWS



Congratulations to the CFMDC's own Marc Hoover for winning the First Place "2020 - 2021 American Digger Freelance Writer Award"! Congrats Marc, this award is well deserved, and we are all proud!



IN THE NEWS



CFMDC's own Treasurer, Vickie Chilla, was featured on FOX 35 for her participation in helping to reunite a class ring with its original owner. We are so proud of you. You have absolutely brought a positive light to shine on our club, and detectorists all over Central Florida. Great job!



FINDS TABLES WINNERS

Single Coin 1st Place

1853 Seated Dime

Marc Hoover



Group Coins 1st Place

Jar of Coins

Jim Tippitt



Jewelry Single 1st Place

18k Gucci Puff Chain

Jerry Hitson



Group Jewelry 1st Place

Missing Ticket - Winner, please see Shane



Single Artifact 1st Place

Civil War Breast Plate

Jim Tippitt



Single Odds & Ends 1st Place


50 Cal Bullet

Gary Dover



Group Artifacts 1st Place

Powder Flask, Crotal Bell & More
Gary Dover



Group Odds & Ends 1st Place

Toy Gun, Compact Lid & More
Gary Dover



FINDS TABLES POINTS BOARD

Rules For The Finds Table

All members who's dues are current can enter and vote on the monthly finds. The finds slips must include a member number on the entry on the back of the slip. This is done so that the vote can be done in an anonymous fashion. Failure to write your number on the entry will result in no points being awarded.

Points awarded as follows

1st Place - 4 Points

2nd Place - 3 Points

3rd Place - 2 Points

Any qualified finds table entry - 1 Point

Place	Number	Name	Year totals
1	140	Gary Dover	47
2	118	Danny Case	45
3	235	Lee Noga	33
4	276	David Syler	12
5	170	Marc Hoover	12
6	68	Vickie Chilla	9
7	299	Lee Neubauer	8
8	74	Jim Tippitt	8
9	239	Jerry Burbaugh	6
10	50	Rodger Taylor	5
11	237	Joseph Bielawski	4
12	77	Jerry Hitson	4
13	119	Shane Bryant	3
14	177	Richard Ketcham	3
15	290	Pete Richter	2
16	17	Alan James	2
17	181	Joyce Chapman	2
18	228	Beatriz Taylor	1

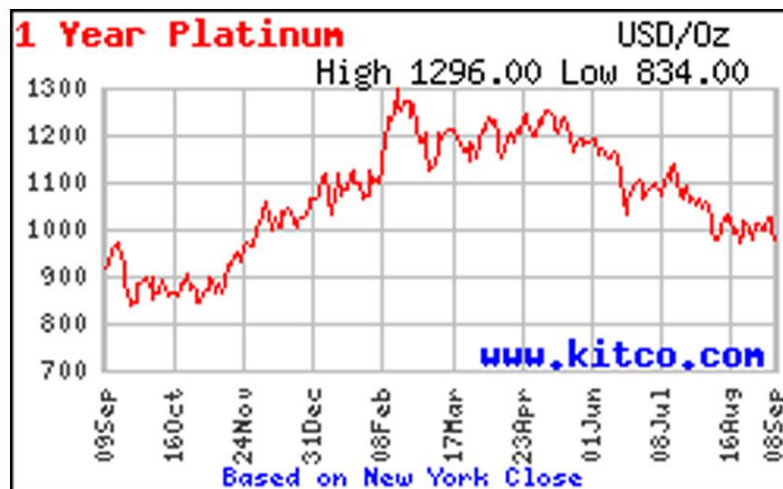
Code Of Ethics

OUR CLUB'S METAL DETECTING CODE OF ETHICS

1. Fill all holes. Leave the land and vegetation as it was.
2. Remove all trash and litter when you leave.
3. Respect the rights and property of others.
4. Observe all laws, whether national, state or local.
5. Aid law enforcement officials whenever possible.
6. Never destroy priceless historical/archeological treasures.
7. All metal detectorists may be judged by the example you set.

Always conduct yourself with courtesy and consideration for others.

PRECIOUS METALS PRICES



n

The Central Florida Metal Detecting Club

President: Carolyn Yohannes
679 Sullivan St.
Deltona, FL 327245
(407-580-2676) — CarolynHarwick@gmail.com

Vice President: Jim Fielding
407-342-9630

2nd Vice President: Kathy Waters
352-406-0429

Treasurer: Vickie Chilla
407-476-3998

Secretary: Shane Bryant
321-331-8890

Application For Membership Please Print Application

Membership Fees: _____ Single (\$15)
(Membership Fee may incur after one year lapse of dues)

Membership Dues: \$25.00 Per year/ Per Member

Make all checks out to C.F.M.D.C.

Meetings: Second Friday of Each Month at 7:30 pm
Location: Community United Methodist Church
41 West Highbanks Rd.
Debary, FL 32713

Name: _____

Address: _____

City: _____ State _____ Zip: _____

Phone _____ E-mail _____

When are you available for Metal Detecting? Weekdays-- Weekends--

I agree to abide to all club rules and obey the treasure hunters code of ethics.

Signature: _____

Introduced by: _____

**Applications and fees may be presented at meeting or mailed to:
CFMDC Members**

P.O. Box 1563, Eustis, FL. 32727

Or online at: <http://www.thecfmdc.com/join.html>

CLUB VOLUNTEERS

Monthly Finds Tables

Rob Loucks

Webmaster

Jerry Hitson

Half & Half

George & Deborah Guimond

Silver Raffle

Bill & Betty Shackelford

Photographers

Ralph Flippo, Rob Loucks, Jerry Hitson

Activities Director

Myriam Godwin

Refreshments

Debbie Bishop

Club Officers



President

Carolyn Yohannes

CarolynHarwick@gmail.com

407-580-2676



Vice President

Jim Fielding



2nd Vice President

Kathy Waters



Treasurer

Vickie Chilla



Secretary & Newsletter Editor

Shane Bryant

**ANY TIME YOU SHOW UP FOR A CLUB MEETING OR HUNT,
DON'T FORGET TO SIGN THE REGISTER, AND BRING YOUR
BADGE.**