Company Profile

VPInstruments offers industrial customers easy insight into energy flows. We believe that industrial energy monitoring should be easy and effortless to enable insight, savings and optimisation. We offer the most complete measurement solution for compressed air flow, gas flow and electric energy consumption. Our equipment can be used for both air audits as for permanent monitoring. Our monitoring software VPVision can be used for all utilities and enables you to see where, when and how much you can save. Let us help you to open your eyes and start saving energy.

Let's start

by selecting a flow meter!

What air quality?

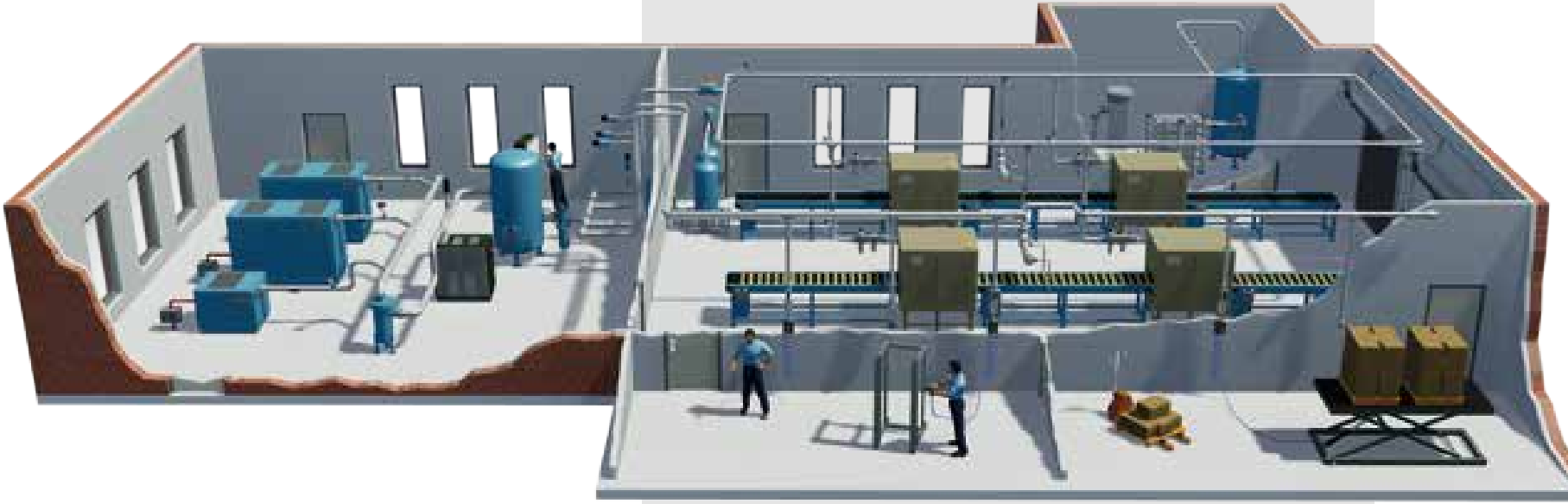

CONDITIONS

MODEL

Wet air
(before dryer)

VPFlowScope DP

VPFlowScope DP/Probe

The VPFlowScope Probe - Thermal Mass (dry air) and the VPFlowScope DP (saturated air), measure mass flow, pressure, temperature and total flow simultaneously. Note that the flow measurement range for thermal mass flow is greater than for differential pressure. The intended use for the VPFlowScope DP with differential pressure technology is thereby for use in high velocity applications such as compressor efficiency monitoring. For all other applications, including leakage monitoring, it is best to use our thermal mass flow sensors.

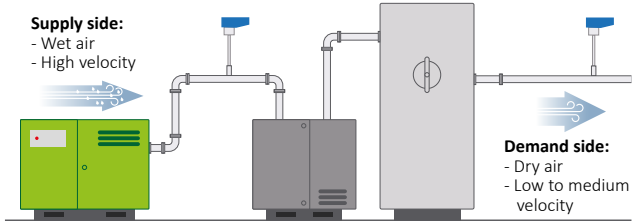
Supply side:
- Wet air
- High velocity
Demand side:
- Dry air
- Low to medium velocity

≤2"

VPFlowScope In-line

Dry air
(after dryer)

What pipe diameter?



VPFlowScope Probe

>2"

VPFlowScope M

VPFlowScope M: No more recalibration!

The VPFlowScope M is a four-in-one insertion flow meter for compressed air and technical gases. This thermal mass flow sensor can be installed under pressure and measures flow, pressure and temperature simultaneously. With the introduction of the VPFlowScope M, recalibration becomes history.

Thanks to the versatile outputs, the VPFlowScope M Transmitter can be connected using traditional 4..20 mA, RS485 Modbus RTU and Ethernet (Modbus/ TCP)

TYPE & RANGE

DISPLAY/TRANSMITTER

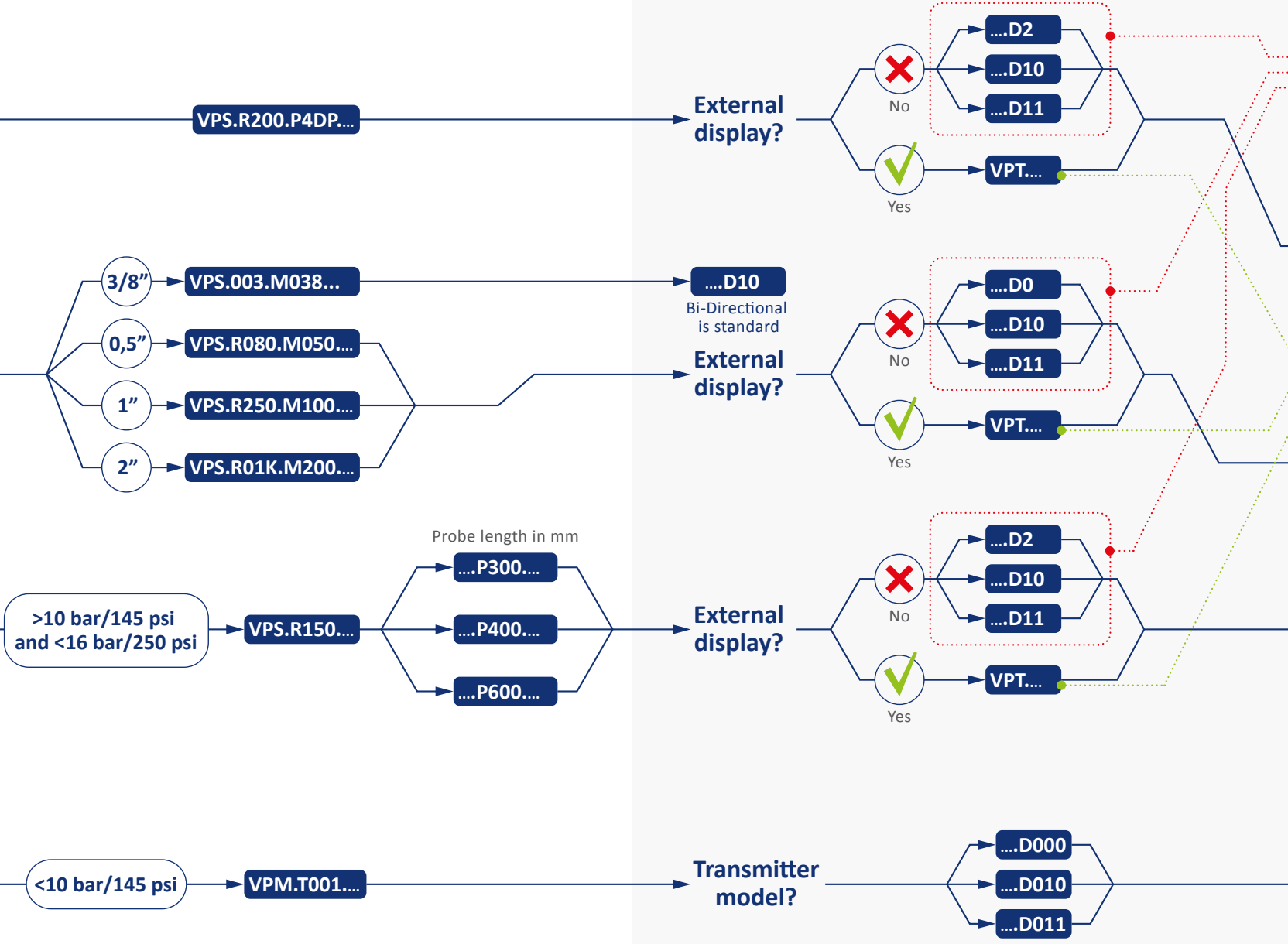

VPS.R200.P4DP....

External display?

No: ....D2, ...D10, ...D11

Yes: VPT....

3/8” → VPS.003.M038... → D10

Bi-Directional is standard

0,5” → VPS.R080.M050....

1” → VPS.R250.M100....

2” → VPS.R01K.M200....

External display?

No: ....D0, ...D10, ...D11

Yes: VPT....

>10 bar/145 psi and <16 bar/250 psi → VPS.R150....

Probe length in mm

....P300....

....P400....

....P600....

External display?

No: ....D2, ...D10, ...D11

Yes: VPT....

<10 bar/145 psi → VPM.T001....

Transmitter model?

....D000

....D010

....D011

Readout Options

Modelnr.	RS485	4 .. 20 mA Alarm Pulse
-D0/D2	●	●
-D10	●	●
-D11	●	●

Transmitter Models

Modelnr.	Ethernet	RS485
VPM.T001.D000	●	●
VPM.T001.D010	●	●
VPM.T001.D011	●	●

USB	3 row Display	2 M Point Data Logger	Application
			Permanent monitoring
●	●		Point of use measurement
●	●	●	Auditing, machine testing

The VPFlowTerminal is a plug & play wallmount display with built-in power supply and 2 million point data logger.

4 .. 20 mA Alarm Pulse	Color Display	Data Logger	Application
●			VPVision, BMS, remote monitoring
●			Remote monitoring and local readout
●		●	Audits

IN-LINE TUBING

SPECIAL OPTIONS

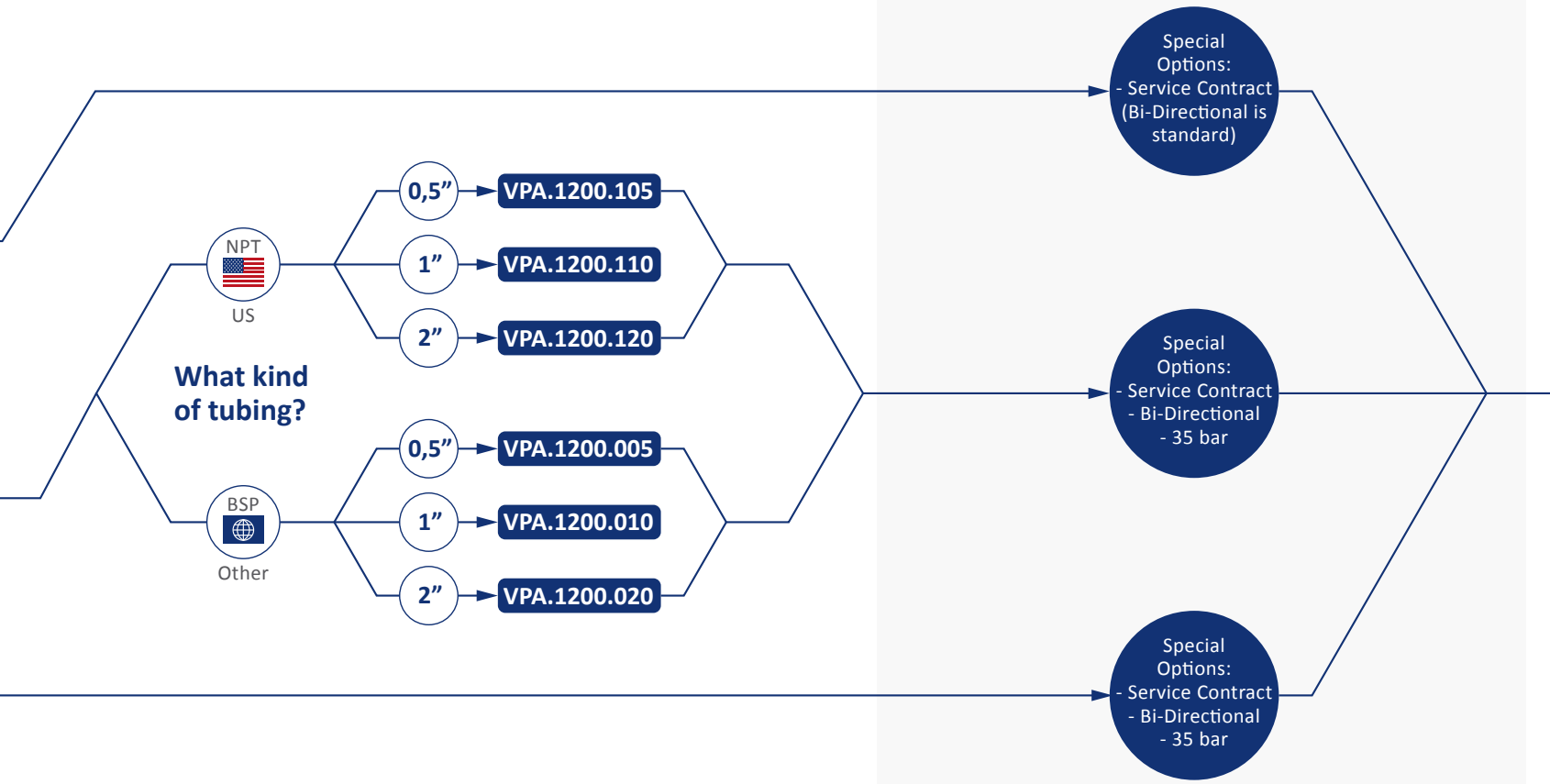

What kind of tubing?

NPT US

- 0,5” → **VPA.1200.105**
- 1” → **VPA.1200.110**
- 2” → **VPA.1200.120**

BSP Other

- 0,5” → **VPA.1200.005**
- 1” → **VPA.1200.010**
- 2” → **VPA.1200.020**

Special Options:
- Service Contract
(Bi-Directional is standard)

Special Options:
- Service Contract
- Bi-Directional
- 35 bar

Special Options:
- Service Contract
- Bi-Directional
- 35 bar

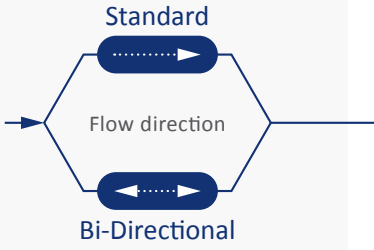

What kind of sensor cartridge?

Standard
Flow direction
Bi-Directional

COMMUNICATION PROTOCOL

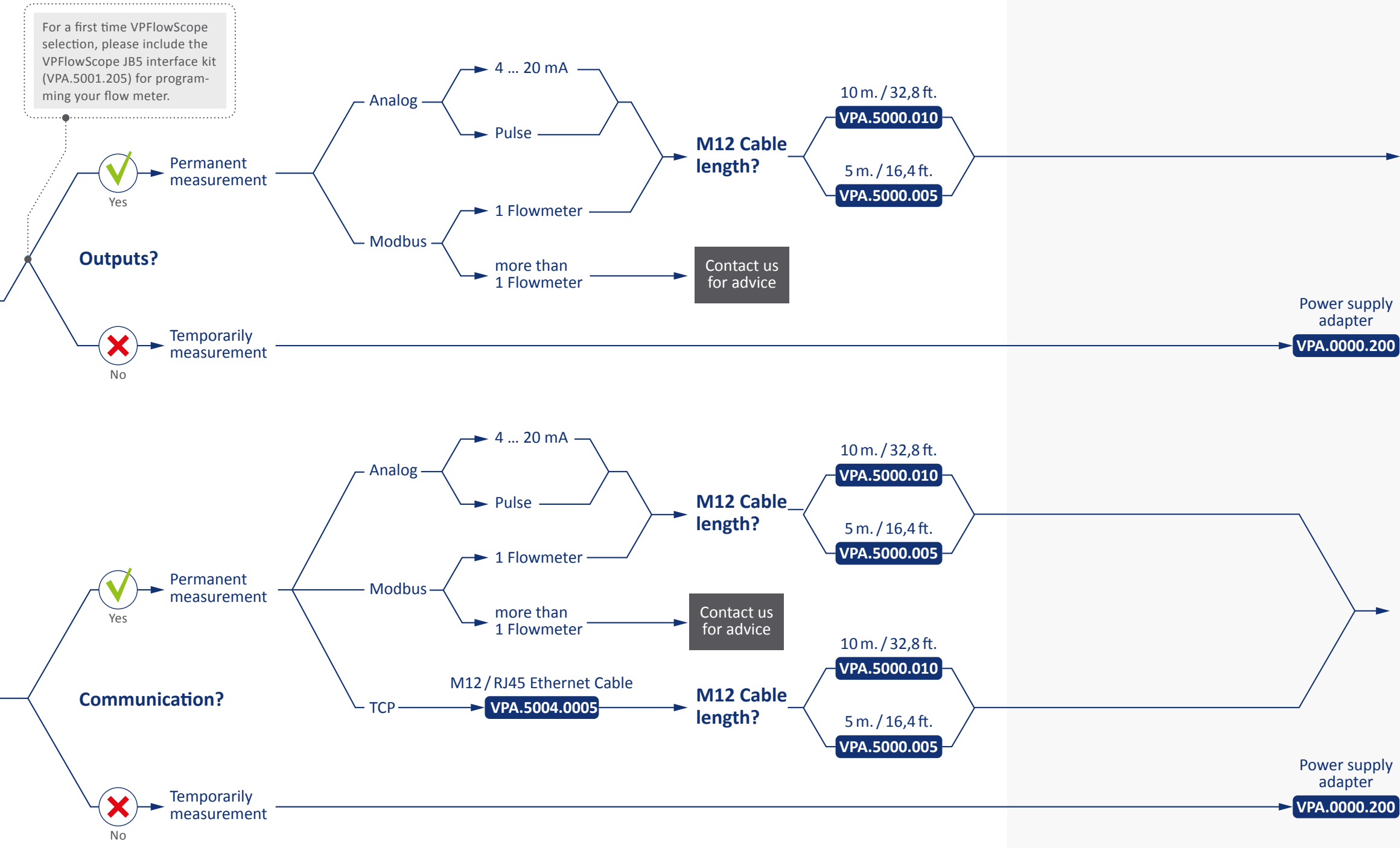

For a first time VPFlowScope selection, please include the VPFlowScope JB5 interface kit (VPA.5001.205) for programming your flow meter.

Outputs?
Yes
Permanent measurement
Analog
4 ... 20 mA
Pulse
Modbus
1 Flowmeter
more than 1 Flowmeter
Contact us for advice
M12 Cable length?
10 m. / 32,8 ft.
VPA.5000.010
5 m. / 16,4 ft.
VPA.5000.005
No
Temporarily measurement
Power supply adapter
VPA.0000.200
Communication?
Yes
Permanent measurement
Analog
4 ... 20 mA
Pulse
Modbus
1 Flowmeter
more than 1 Flowmeter
Contact us for advice
M12 Cable length?
10 m. / 32,8 ft.
VPA.5000.010
5 m. / 16,4 ft.
VPA.5000.005
TCP
M12 / RJ45 Ethernet Cable
VPA.5004.0005
M12 Cable length?
10 m. / 32,8 ft.
VPA.5000.010
5 m. / 16,4 ft.
VPA.5000.005
No
Temporarily measurement
Power supply adapter
VPA.0000.200

POWER SUPPLY

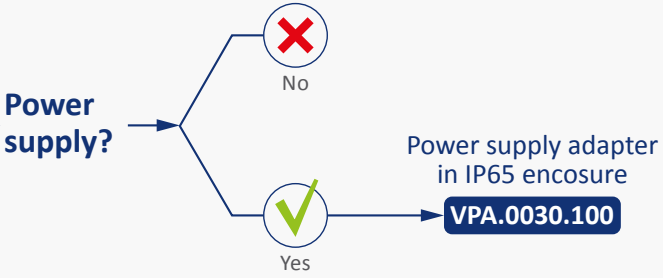
Power supply?
No
Yes
Power supply adapter in IP65 encosure
VPA.0030.100

We recommend to read the product specification sheet and check if the selected product fits your application.

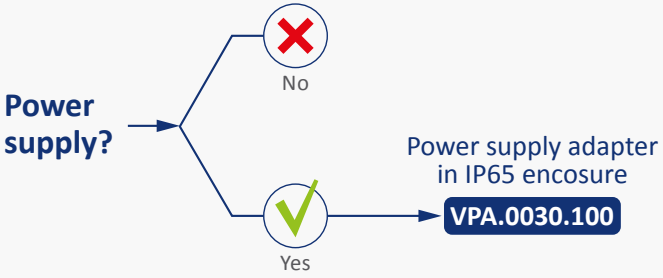
Power supply?
No
Yes
Power supply adapter in IP65 encosure
VPA.0030.100

VPVision

Do you know the efficiency of your plant? Get real-time insight in all energy flows with VPVision energy management software. VPVision makes energy management easy, understandable and rewarding. You can use VPVision to monitor compressed air and all other utilities in your plant.

Energy Monitoring Projects

Our equipment is perfect to be utilized for large scale projects including monitoring software. You will get most out of your VPFlowScopes by connecting via a Modbus RS485 or Modbus TCP Network. This enables you to measure all three parameters at the same time. Each project is different, so please contact us for your project quotation. For a proper quotation, we require details on your system and your requirements, like:

- System P&ID
- Factory set-up with equipment locations and distances
- Type of communication
- Required type of instrumentation with location
- Requirements for monitoring software
- Goals of the project

Version 2.0

JANUARY - 2021

Check regularly for the latest version