



HELMET INSTRUCTION MANUAL

PLEASE READ MANUAL BEFORE USING THIS HELMET

PROPER USE OF THE HELMET:

THE HELMET IS ONLY ABLE TO PROVIDE PROPER PROTECTION IF IT FITS AND IS WORN PROPERLY. THE USER SHOULD MAKE SURE THE HELMET THEY CHOOSE FITS PROPERLY OR ELSE IT SHOULD NOT BE WORN.

STEP 1: POSITIONING THE HELMET ON YOUR HEAD

THE HELMET MUST BE PROPERLY POSITIONED ON YOUR HEAD. THE HELMET SHOULD BE WORN LOW ON THE BROW TO PROTECT THE FOREHEAD. SEE DIAGRAMS A & B.

STEP 2: ADJUST THE STRAPS

ADJUST THE STRAPS SO THEY FORM A "Y" IN FRONT AND BEHIND EACH EAR. SEE DIAGRAM C.

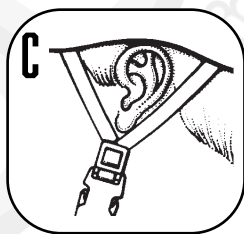
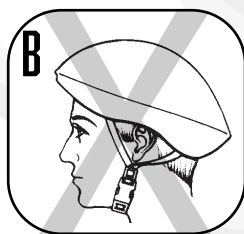
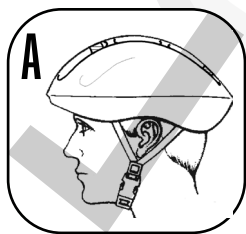
STEP 3: ADJUSTING THE CHIN STRAP

ADJUST THE CHIN STRAP SNUGLY. THE BUCKLE MUST NOT LIE ON THE CHIN. IF YOUR STRAPS ARE ADJUSTED PROPERLY, YOU SHOULD BE ABLE TO OPEN YOUR MOUTH, BUT NOT TOO WIDE. IF YOUR HELMET CAN BE TIPPED FORWARD, YOU NEED TO TIGHTEN THE REAR STRAPS. IF IT CAN BE TIPPED BACKWARD, THE FRONT STRAPS SHOULD BE TIGHTENED.

STEP 4: CHECKING THE ADJUSTMENT

WITH THE HELMET PROPERLY POSITIONED, FITTED, ADJUSTED, AND FASTENED, TRY TO ROLL THE HELMET OFF YOUR HEAD IN BOTH FORWARD AND BACKWARD DIRECTION.

IF THE HELMET DOES NOT ROLL EITHER BACKWARD FAR ENOUGH TO EXPOSE YOUR FOREHEAD OR FORWARD ENOUGH TO BLOCK YOUR VISION, YOU HAVE A PROPER FIT.



CARING AND CLEANING FOR YOUR HELMET:

DO NOT MODIFY HELMET AND ITS ATTACHMENTS. DO NOT STICK ANY MATERIALS ON THE HELMET. DO NOT APPLY ANY CHEMICALS TO THE HELMET. USE ONLY MILD SOAP, WATER AND NON-ABRASIVE CLOTH TO CLEAN SHELL, PADS AND ANY RETENTION SYSTEM. ORGANIC CHEMICALS IN SOME CLEANING AGENTS, PAINTS, ADHESIVE TAPES OR DECALS MAY UNNOTICEABLY DAMAGE AND REDUCE THE PROTECTIVE FUNCTION OF THE HELMET MATERIAL. DO NOT DRY THE HELMET IN AN OVEN OR WITH A BLOW DRYER AFTER DRYING OR WETTING.

CAUTION:

HELMET MATERIALS WILL BE DAMAGED IF IT HAS BEEN EXPOSED TO EXTREME TEMPERATURES. THEREFORE DO NOT KEEP HELMETS IN DARK BAGS OR IN VEHICLES WITH CLOSED WINDOWS UNDER DIRECT SUNLIGHT, AS TEMPERATURE MAY EXCEED 62°C (150°F) IN THESE INSTANCES IN HOT SUMMER DAYS.

WARNING:

NO HELMET CAN PROTECT THE USER AGAINST ALL ACCIDENTS AT ANY SPEED. THE HELMET IS CONSTRUCTED TO ABSORB THE ENERGY OF AN IMPACT OR BLOW THROUGH PARTIAL DESTRUCTION OF ITS OWN INNER MATERIAL, EVEN THE DAMAGE THAT IS NOT VISIBLE TO THE NAKED EYE. THEREFORE AFTER AN ACCIDENT OR IMPACT OF ANY KIND, THE HELMET SHOULD BE DESTROYED OR RETURNED TO THE MANUFACTURER FOR INSPECTION, AS IT IS NOT DESIGNED TO WITHSTAND MULTIPLE IMPACTS. ALSO BE AWARE THAT THE HELMET CAN BE PENETRATED BY SHARP OBJECTS.

THIS HELMET IS USED FOR PEDAL CYCLISTS AND USERS OF SKATEBOARDS AND SCOOTERS. EVERYTIME YOU USE THIS HELMET, CHECK THAT NOTHING IS BADLY TORN OR MISSING. THE NORMAL LIFE OF A NON-DAMAGED HELMET IS 3 YEARS.

STOP!

DO NOT CONTACT RETAIL OUTLET, FOR ALL CUSTOMER SERVICE ISSUES, PARTS AND SERVICE, PLEASE CONTACT OUR CUSTOMER SERVICE OPERATORS AT

GILLYBOOCUSTOMERCARE@GMAIL.COM
GILLYBOOCORPORATION.COM /CONTACT-US

TESTING STANDARDS
ASTM 1492



MEETS OR EXCEEDS CPSC
AND CSA HELMET STANDARDS.

