

21st Century Community Learning Centers
Summative Evaluation Report
Boys & Girls Clubs of Greater Augusta
GREAT Futures Hagler K-8
Grant Year 1
2022 - 2023



BOYS & GIRLS CLUBS
OF GREATER AUGUSTA

Boys & Girls Clubs of Greater Augusta
E.W. Hagler Club K-8
1903 Division St.
Augusta, GA 30904

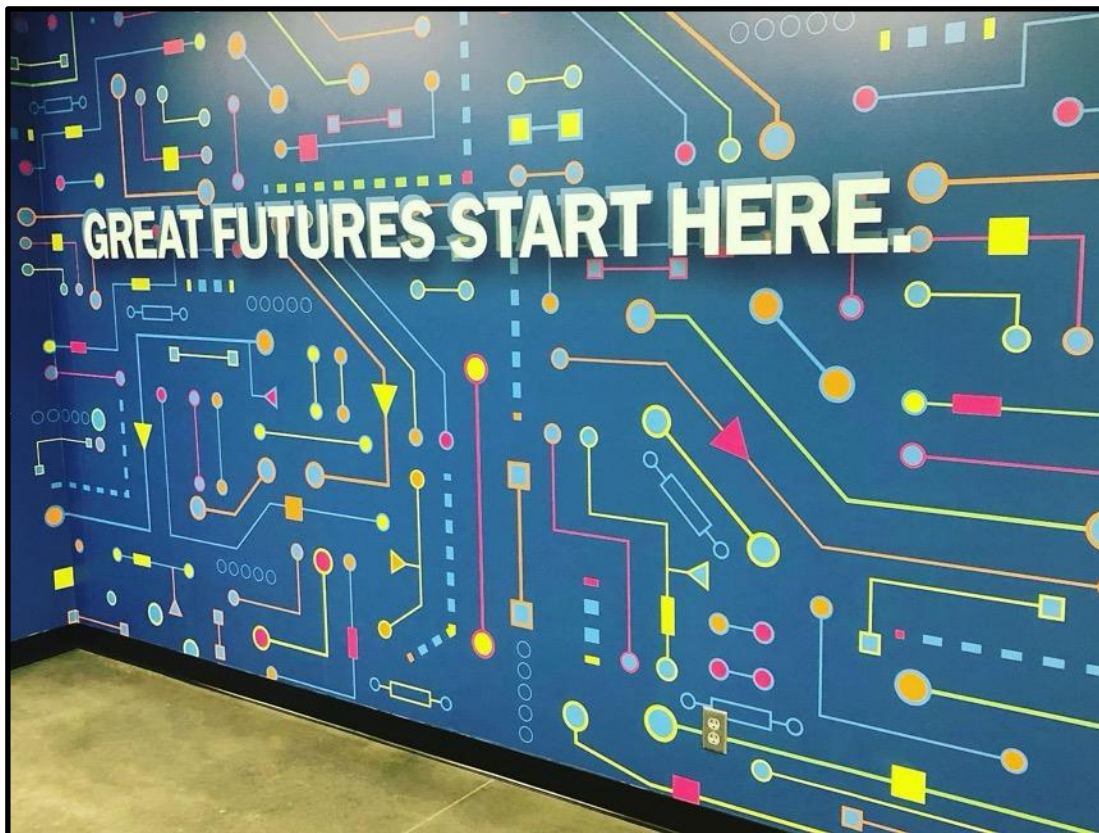


An Independent Evaluation

Prepared by Andra Syms

Submitted: June 20, 2023

Per US Department of Education Office of Elementary and Secondary Education's 21st Century Community Learning Centers Non-regulatory Guidance: Each grantee must undergo a periodic evaluation to assess its progress toward achieving its goal of providing high-quality opportunities for academic enrichment. This summative evaluation will be used to refine, improve, and strengthen the program and to refine the performance measures. This summative evaluation contains observational qualitative information, quantitative objective assessment, and recommendations for improvement.



21st Century Community Learning Centers Evaluation Report

Great Futures Hagler K-8



Executive Summary

Boys & Girls Clubs of Greater Augusta program provides a comprehensive youth development approach to improving academic achievement. Program components include daily homework help, individual and group tutoring, supplemental instruction, academic enrichment, career and entrepreneurial exploration, technology, economic literacy, youth leadership, character education, life skills, drug and alcohol prevention, pregnancy prevention, fitness and recreation, mentoring, the arts, and family involvement activities. The program partners with Garrett Elementary, Lamar-Milledge Elementary, Langford Middle School, Monte Sano Elementary, Tutt Middle School, W.S. Hornsby Elementary, W.S. Hornsby Middle School and Heritage Academy Augusta and targets 165 at-risk youth in Kindergarten through 7th grade.

Overall Findings

Boys & Girls Clubs of Greater Augusta (BGCGA) implemented the 21st Community Learning Centers (21st CCLC) grant program as designed. The program director and BGCGA staff worked exceptionally well with principals and school day teachers at local schools to maintain a high quality program. The curriculum consists of hands-on, relevant activities and programs. This includes a variety of STEM activities, Legos, K-NEX, and Robotics to name a few. There is also a Book of the Month program.

Overall, BGCGA successfully implemented the four academic achievement objectives, all three of the good character and citizenship objectives and both parental involvement objectives.

Overall, all nine objectives were met.

Looking Forward

BGCGA is constantly working on a framework for the academic, healthy lifestyle, good character and citizenship, and parental involvement components. This framework is based on a continuous improvement model. Program delivery and staff training was continuously refined based on regular assessments that illuminated the needs of students and opportunities to strengthen the program. Moving forward the program director should continue to monitor and adjust the curriculum assigned to each goal/objective and communicate this to club directors and staff. BGCGA staff should continue to be trained on each curriculum and the correlation between the goal/objective and the curriculum should be clearly communicated. Programs that require a pre/post test should be closely monitored throughout the year. When a curriculum is completed, the staff teaching it should review the results of the pre and post test with the club director and the program director. It is important to pre-test new members as they enter the program as well as posttest the students (when applicable) who may leave throughout the year. In addition, the program director should continue to create a schedule of pre and post tests at the beginning of the year. These test dates should be shared with the club directors and the staff members administering the curriculums. BGCGA should also continuously monitor data, using the information to guide program needs. In addition, collaborating with parents and families encourages participation/volunteering and is necessary for the success of the students and should therefore be a priority.



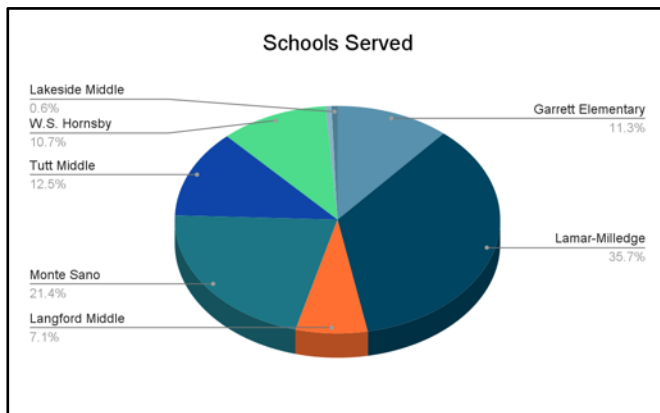
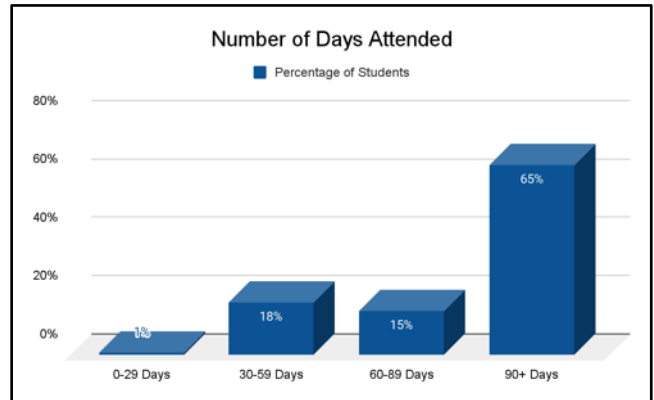
Program Impact

82% of regularly attending participants maintained an A or B or improved their reading grade.

78% of regularly attending participants maintained an A or B or improved their math grade.

More Participation Equals Greater Outcomes

65% of Participants attended 90+ Days!



92% of students live with a single mother.
3% of students live with a single father.
5% of students live with a guardian or in foster care.

What Students Are Saying!

“We have fun and get to play with our friends. I like to draw customized pictures on my laptop.” 3rd grade male

“We learn to eat healthy food so we don’t get sick.” -1st grade female

“We do a lot of fun things here. It’s better than daycare where you just sit there.” 4th grade female

“It keeps me focused. I like being with my friends. I would probably be on my phone too much if I was at home.” -7th grade female

“My mom made me come here but now I like it. We do a lot of fun activities.” 4th grade male

“We do fun stuff and we learn but my favorite is when we play basketball” -5th grade male

What Parents Are Saying!

“The staff watches over them and keeps up with them and all their things. They are safe here and they get what they need with their homework. It feels good to know that.” Father of four students (ages 12, 10, 7, and 5)

“The homework help is the best. There are multiple people here helping students work toward academic achievement.” Parent of a 2nd grade female

“My kids come here for the homework help and the tutoring. I get off late and it’s hard to help with homework and get it all done.” Parent of a 3rd grade male

What BGCGA Staff are Saying!

“I love being a part of the great opportunities that the students get to experience.”

“I was like some of these kids. I like to see the opportunities they get to have so they can be successful.”

“Some students come here and they are a challenge. You get to know them and give them love and you see a change.”

“I like building relationships with the kids. These are some great kids!”

Table of Contents

| | |
|--|-----------|
| Executive Summary | 4 |
| Program Impact | 6 |
| Table of Contents | 8 |
| Introduction | 9 |
| Formula for Impact | 12 |
| Program Implementation | 13 |
| Program Operations | 18 |
| Objective Assessments | 22 |
| Program Impact | 26 |
| Goal 1: Improve Academic Achievement | 28 |
| Goal 2: Support Social-Emotional Learning Through Positive Youth Development | 32 |
| Goal 3: Increase Family Engagement/Involvement in Students' Educational Process | 34 |
| Observations | 36 |
| Success Story | 37 |
| Progress Toward Sustainability | 38 |
| Surveys | 39 |
| Final Recommendations | 40 |

Introduction

Program History

Since 1951, Boys & Girls Clubs of Greater Augusta (BGCGA) has provided youth development programs. Over the last 71 years, the organization has grown from one site to ten sites. BGCGA is an autonomous organization governed by a local Board of Directors and affiliated with the Boys & Girls Clubs of America (BGCA), a national organization with almost 5,000 clubs that serve 3.6 million members across the United States, Puerto Rico, and military bases around the world.

In 2019, Consumer Reports named Boys & Girls Clubs of America one of the “Best Charities for Your Donations.” Charity Navigator has given BGCA a 4-star rating in each of the last five years.

The clubs provide a safe place for youth to learn, grow, and have fun. Club programs offer young people opportunities to build new skills and knowledge that raise each child’s belief that he or she can succeed. The programs constitute a clearly planned, systematic curriculum promoting development towards a successful, productive future. Ongoing relationships with caring adults and connections to new friends in a positive environment provide a sense of belonging, civility, and responsibility.



BGCGA has successfully administered 21st Century Community Learning Centers funded programs since 2009. The organization currently manages 6 separate grants targeting 570 youth and totalling \$1,851,451.00 in Federal 21st CCLC funding. The Richmond County E.W. Hagler Club was established in 1951. This is the first year of the FY23 grant and the 12th year that BGCGA has received 21st CCLC program funding.

Program Overview

The purpose of Georgia's Title IV, Part B, 21st Century Community Learning Centers Program is to provide federal funds to establish or expand community learning centers that operate during out-of-school hours and have three specific purposes:

- To provide opportunities for academic enrichment and tutorial services
- To offer students a broad array of additional services, programs, and activities to reinforce and complement the regular academic program; and
- To offer families of 21st CCLC students opportunities for literacy and related educational development.

The Boys & Girls Clubs Great Futures program is a comprehensive after school and summer youth development program that is focused on improving academic achievement. The Great Futures program is designed as a comprehensive youth development program utilizing Boys & Girls Clubs programs with the addition of intensive academic support. Program components include daily homework help, individual and group tutoring, supplemental instruction, academic enrichment, career and entrepreneurial exploration, technology, economic literacy, youth leadership, character education, life skills, drug and alcohol prevention, pregnancy prevention, fitness and recreation, mentoring, the arts, and family involvement activities.

The Great Futures program also provides family involvement activities. Fun, educational field trips that are coordinated with academic topics are also a component of both the afterschool and summer programs. All activities are aligned to the Georgia Standards of Excellence, have evaluations demonstrating improved student achievement, and utilize evidence based practices.

The Great Futures Program meets the educational needs of at-risk students by assessing each student's academic strengths and weaknesses and developing a plan for improvement by collaborating with parents, regular school day teachers, and academic after school professionals. Certified teachers are responsible for implementing the instructional academic activities. The program addresses the core academic areas of Reading, Math, and Science using the following curricula: DIY Stem, Image Makers, Money Matters, SMART programming, and Triple Play. Multiple resources are utilized to ensure students' individual needs are met, to offer a variety of fun, experiential approaches, and to address the individual needs of the students. Multiple resources also allow integrated learning throughout the program areas.

Program Model

The challenges faced by children living in low-income neighborhoods are greater than ever. Persistent poverty and crime rates in these areas, combines with factors such as poorly-performing public schools, cuts in education funding, the increasing presence of gangs and their recruitment of younger and younger members create critical barriers to success and quality of life. BCGGA clubs are strategically positioned in the most at-risk neighborhoods affected by these factors. Significant evidence suggests that quality afterschool programming leads to positive outcomes such as higher academic achievement, increased graduation rates, and a lower occurrence of juvenile crimes.



Formula for Impact

BGCCA has adopted the Formula for Impact, a research based theory of change that describes how individual Clubs and the Movement as a whole can increase the impact exponentially of the young people of America.



Program Implementation

Student Attendance and Enrollment

BGCGA staff established attendance targets based on club size, days and hours of operation and historical attendance trends.

BGC Exceeded Student Enrollment Goal by 2%

Grant Enrollment Goal: 165 Students

Total Number Enrolled: 168 Students

Participant Demographics

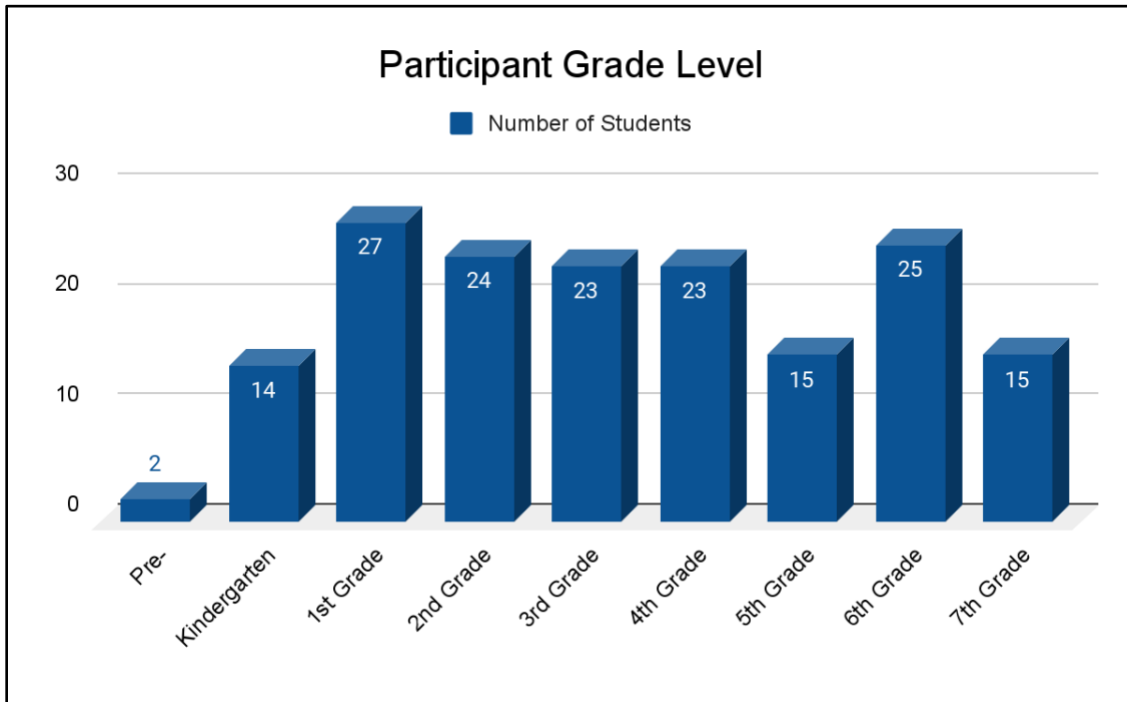
BGCGA Richmond County Great Futures Hagler club is located in the E. W. Hagler Boys & Girls Club in downtown Augusta, GA.

- 93% of regularly attending students are African-American, 3% are White, and 2% identify as two or more races.
- The program serves 50% males and 50% females.





Participant Grade Level



Student Recruitment Strategies

BGCGA implemented a multi-tiered strategy for recruitment including outreach through communication with the schools, referral from school teachers, direct community outreach, and advertising.

- The club director met with the principals at the beginning of the year.
- The Executive Director and Program Director built a strong relationship with the Superintendent.
- The BGCGA held an information session at targeted schools for all eligible participants.
- The Club Director attended registration and or Open Houses at targeted schools.


**65% of Participants
Attended 90+ Days**

Student Recruitment

Research shows the amount of time youth spend at Clubs is a determining factor in the depth of impact the Club experience has on young lives. Specifically, a 2009 third-party study by Private/Public Ventures found that frequency of attendance is directly tied to the following positive changes for Club participants:

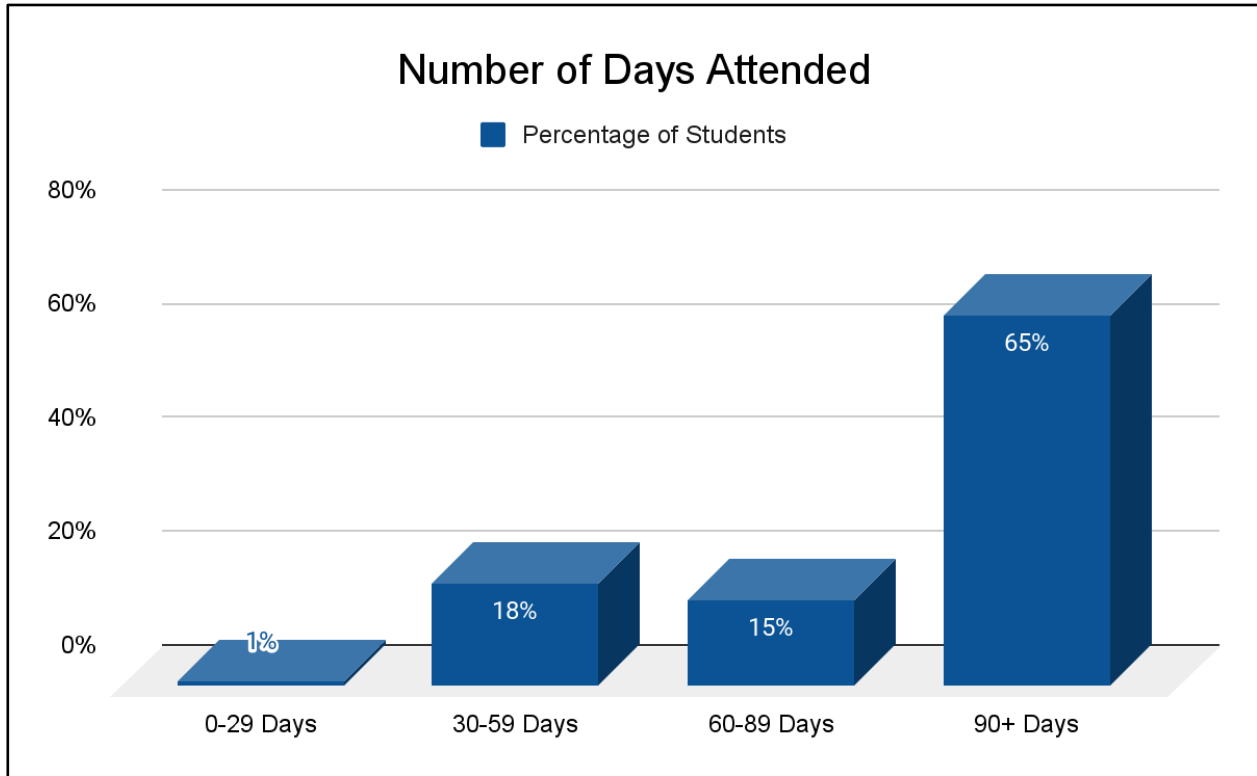
- Higher levels of community service involvement
- Decreased levels of aggression
- Increased school effort
- Increased academic confidence
- Lower likelihood of starting to carry a weapon, smoke marijuana, and have sexual intercourse

The greatest impact was noted for youth who attended the Club at least one time per week, and higher levels were evident among those who attended 104 or more times per year (twice per week). BGCGA experienced similar results with the Great Futures Program.



Retention Strategies

BGCGA believes the most effective retention strategy is to provide quality, interesting and fun programs by creating leadership opportunities for youth within the program, gathering and responding to youth interests, and employing adults who genuinely care and understand youth. BGCGA uses the five key components of youth development (a safe, positive environment, supportive relationships with caring adults, fun opportunities and expectations, and recognition), closely monitors attendance, and provides follow-up to also promote regular attendance.



Average Daily Attendance

Average daily attendance represents the average number of participants on a given day attending the program.

| | |
|---|--|
| After School Program Dates: August 15, 2022 - May 24, 2023 21st CCLC Total Enrollment: 168 21st CCLC Enrollment Goal: 165 21st CCLC Average Daily Attendance: 114 | Summer Program Dates: June 5, 2023 - July 21, 2023 21st CCLC Total Enrollment: *** 21st CCLC Enrollment Goal: 120 21st CCLC Average Daily Attendance: ** |
|---|--|

Recommendations for Maintaining High 21st CCLC ADA include:

- Continue to closely monitor attendance and ADA and follow up with individual students' families.
- Continue to closely monitor attendance and waiting list to quickly move students from the waiting list into the program when spots become available.
- Continue to enroll all target grade level students into the Great Futures program and fully execute the retention plan.



Program Operations

Hours of Operation

21st CCLC requires a minimum of 12 hours of operation weekly. The Great Futures Program operates a minimum of 15 hours per week for 38 weeks during the school year. A full day program is offered on most school holidays, intersession, and summer. The 7-week summer program offers adapted program components using a weekly thematic approach.

After School Program Hours of Operation

Monday - Friday 2:30 - 7:00 pm

Summer Program Hours of Operation

Monday - Friday 7:30 am - 5:30 pm

Quality of Staffing

The staff at BGCGA is composed of high quality individuals who strive to improve the education and lives of the students attending the Clubs. Certified teachers are used for the academic components of the program and the Family Liaison helps to address the parent participation goal.

Observations

The evaluation visits to the club site included interviews with club directors, staff, students, and parents as well as classroom/activity observations. The evaluator used the goals and objectives to guide observations.

Staff Demographics

Total Number of Staff: 15

Club Director: 1

Certified Lead Teachers: 3

Family Liaison: 1

Membership Clerk: 1

Enrichment Staff: 10

Staff/Student Ratio

Enrichment: 1:15

**Staff/Student Ratio Academic:
1:10**

During club observations the grant evaluator consistently found:

- Activities that were hands-on and supported STEAM (science, technology, engineering, art and math).
- Adequate supplies were available to students to be able to participate in activities to the fullest.
- The activities were linked to the school day.
- The students were smiling and enjoying the activities and each other.
- Staff members were positive, respectful and nurturing toward the students.
- Kid friendly attention getting classroom management techniques were used (rhythmic clapping, call and repeat, hand up, etc.).

BGCGA staff consistently reported to the grant evaluator:

- The 21st CCLC Great Futures Program Grant was clearly explained and they understood their responsibilities.
- Working for BGCGA allowed them to be creative in their lessons which made the work environment fun and satisfying.
- Being a part of BGCGA allows them to make a difference in the lives of young people.
- Building relationships with students and their families is a key part of their job and it creates a family type of environment in the clubs.



Professional Development

Each year BGC GA offers a variety of professional development opportunities for their staff members. These trainings are offered throughout the year and training topics are determined by the varying needs of the staff. BGC GA demonstrated a strong commitment to professional development for each staff member outlined in the original grant application professional development plan.

*Great Futures 21st CCLC staff members receive **eight hours** of professional development prior to providing services to youth.*



Professional Development and Training Topics

Training was provided in the following areas. The facilitating entity for each training is listed in parenthesis.

- New and Continuing Sug-Grantee Training (21st CCLC)
- County Staff Training Georgia Alliance (BGCGA)
- Mandated Reporter Training (BGCGA)
- Lead Teacher Training (BGCGA)
- Driver Training (BGCGA)
- Membership Clerk Training (BGCGA)
- Family Liaison Training (BGCGA)
- SMART Moves Curriculum Training (BGCGA)
- BGC Southeastern Leadership Training (BGCGA)
- BGC National Conference - Virtual (BGCGA of America)
- Summer Camp Training (BGCGA)
- Building Community Training (BGCGA)
- Active Learning Training (BGCGA)
- Cooperative Learning Training (BGCGA)
- Child Safety Training (BGCGA)
- Infectious Disease Training (BGCGA)
- Structure and Clear Limits Training (BGCGA)
- Re-framing Conflict Training (BGCGA)
- Program Basics Training (BGCGA)
- Beyond School Hours (21st CCLC)
- Club Directors Academy Training (BGCGA of America)

Objective Assessments

Evaluation Design

The evaluation plan is based on a continuous improvement model that includes defining goals, ongoing monitoring, and timely adjustments. The evaluation design contains both formative (ongoing to monitor progress toward objectives) and summative (annually to assess impact) components. Quantitative data includes student demographics, program participation, curricula pre and post assessments, report card grades, and Georgia Milestones test results. Qualitative data is also collected to monitor progress and guide program adjustment. Qualitative data includes program staff site visit checklists, evaluator observations, Boys & Girls Clubs of America Youth Outcomes survey, and 21st CCLC parent, student, and teacher satisfaction surveys.



Data Collected

| <i>Indicator</i> | <i>Frequency</i> | <i>Source</i> |
|--------------------------------|------------------------------|--|
| Report Cards | Twice a Year | Collected from students/Requested from School District |
| Georgia Milestones Test Scores | Annually | Requested from School District |
| Pacer Test | Beginning and End of Program | BGCGA Administered |
| Nutrition Survey | Beginning and End of Program | BGCGA Administered |
| SMART Moves Assessment | Beginning and End of Program | BGCGA Administered |
| Parent Involvement | Monthly | BGCGA Sign-In Sheets |
| Parent Volunteers | Daily | BGCGA Sign-In Sheets |
| Teacher Survey | Annually | School Day Teachers |
| Student Survey | Annually | Students |
| Parent Survey | Annually | Parents |
| Program Attendance | Daily | Kid Trax/A+(Cayen) Data Management Systems |
| Member Demographics | Annually | Membership Application |

Response Rate

A total of 168 students were enrolled in the program and 168 of those students attended 30 or more days. Students attending 30 days or more are considered regular attenders.

For each objective, data sets were analyzed using the total number of regularly participating students with complete data for the set (i.e. pre and post tests, first and fourth 9-weeks report cards). “N” denotes the number of regularly participating students who had complete data sets for which objective measures were calculated.

The collection rate for report card grades for regularly participating students was 61% (n=103) in reading and 60% (n=100) in math. Report cards were collected from participants as well as requested from schools. Report card grades from the fall and spring were compared.

BGCGA administered the required 21st CCLC teacher, parent and student surveys. The response rate from the teacher surveys was 14% (n=40). The response rate from the parent surveys was 94% (n=101). The response rate from the student surveys was 30% (n=50).

A pre/post test assessment method was utilized to track participant progress toward meeting the objectives under the Healthy Lifestyles Goal. For the increased knowledge of risk taking behaviors and increased knowledge of healthy eating habits students took a pre-assessment (knowledge checklist) at the beginning of the course and a post assessment (knowledge checklist) after completion of the course. The PACER test, used to measure physical fitness levels, was administered in the fall (2022) and again in the spring (2023).

Recommendations for Increasing Response Rates Include:

- Continue to contact school day teachers at the beginning of the school year . Let them know the students that are in the program and that there will be a survey for them to fill out at the end of the school year. Provide a copy of the survey so they know what to focus on.
- Continue to build a relationship with the school day teachers so that they are familiar with the program, the students in the program, and the importance of the survey.
- Start collecting parent and student surveys at parent events starting in March.
- Have a prize drawing to encourage participation. When parents, students and teachers complete their survey by a specified date, enter their name into a drawing for a prize (gift card, Ipad, gift basket, etc.). Promote this with student created posters and cards.

Limitation of Data

Data collected for this review has a few limitations. Academic data for students' performance as demonstrated on report cards is limited in its validity and reliability due to a lack of inter-rater reliability and subjectivity issues with multiple teachers reporting across multiple grade levels and school sites. Survey data is similarly limited due to possible respondent bias/prejudice.



Program Impact

Goals and Objectives Overview

Goal 1: Improve Student Academic Achievement


| | |
|---|--------------------------------|
| Objective 1.1: 40% of regularly participating students (attending the program 30 days or more) will meet or exceed state standards in reading. | This Objective was Met at 42%. |
| Objective 1.2: 50% of regularly participating students (attending the program 30 days or more) will improve grade or maintain an “A” or “B” in reading on report card. | This Objective was Met at 82%. |
| Objective 1.3: 40% of regularly participating students (attending the program 30 days or more) will meet or exceed state standards in math. | This Objective was Met at 43%. |
| Objective 1.4: 50% of regularly participating students (attending the program 30 days or more) will improve grade or maintain an “A” or “B” in math on report card. | This Objective was Met at 78% |

Goal 2: Support Social-Emotional Learning Through Positive Youth Development.

| | |
|---|-------------------------------|
| Objective 2.1: 65% of regularly participating students (attending the program 30 days or more) will increase knowledge of conflict resolution techniques. | This Objective was MET at 91% |
| Objective 2.2: 75% of regularly participating students (attending the program 30 days or more) will increase civic engagement. | This Objective was MET at 98% |
| Objective 2.3: 65% of regularly participating students (attending the program 30 days or more) will increase their knowledge and ability to exercise self and social management. | This Objective was Met at 90% |

Goal 3: Increase Family Engagement/Involvement in Students' Educational Process.

| | |
|--|---------------------------------------|
| <p>Objective 3.1: 65% of regularly participating students' (attending the program 30 days or more) families participate in at least one parental involvement activity (offered monthly) on personal growth or strategies to support the academic outcomes of their student.</p> | <p>This Objective was Met at 78%.</p> |
| <p>Objective 3.2: 50% of regularly participating students (attending the program 30 days or more) families will volunteer at the program at least one time annually.</p> | <p>This Objective was Met at 99%.</p> |



Goal 1: Improve Academic Achievement

Beginning in the 2017-2018 school year the Richmond County School System switched to a standard based report card system for Kindergarten through 3rd Grade. The purpose of the standards based system is to provide parents, teachers, and students a more detailed and accurate report about the student's progress toward meeting standards. The system uses a 1 through 4 grading scale: 1-Beginning Learner, 2-Developing Learner, 3-Proficient Learner, and 4-Distinguished Learner. In order to be promoted to the next grade level a student must have a minimum score of a 2-Developing Learner in both math and ELA. In order to incorporate the standards based report card information into the grant objective a conversion scale developed by the Georgia Department of Education was used.

The conversion scale is as follows:

1-Beginning Learner 0-67

2-Developing Learner 68-79

3-Proficient Learner 80-91

4-Distinguished Learner 92-100

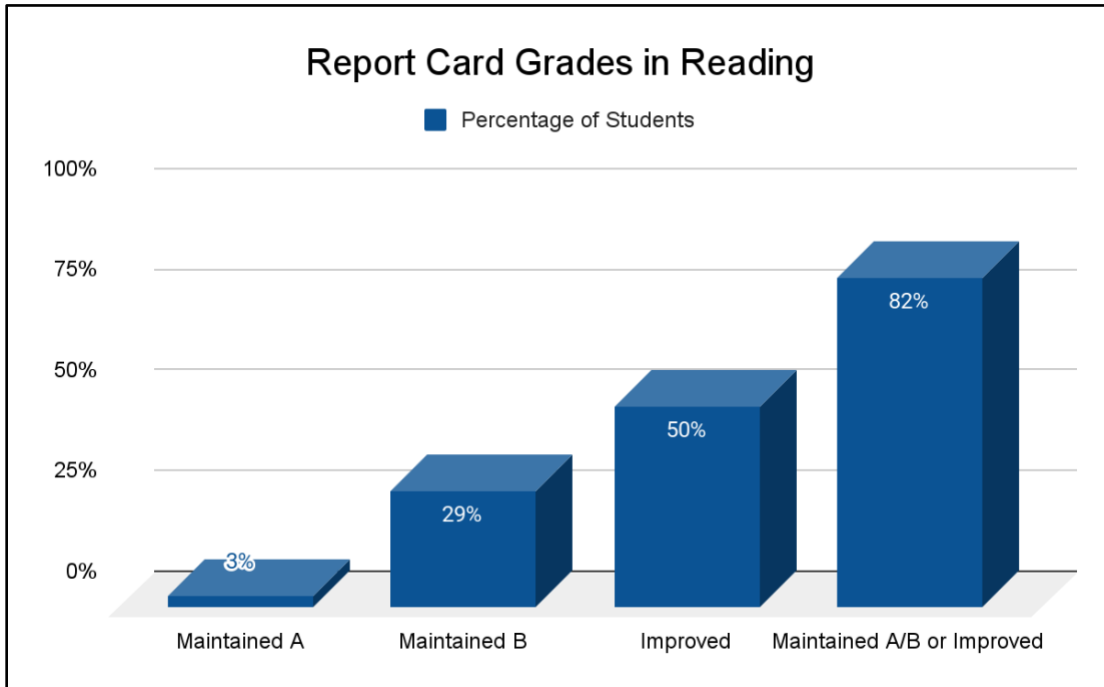


Objective 1.1: 40% of regularly participating students (attending the program 30 days or more) will meet or exceed state standards in reading.

The data shows that 42% (n=22) of regularly participating students that completed the Georgia Milestones test scored as Developing, Proficient, or Distinguished Learners in Reading. This objective was met.

Objective 1.2: 50% of regularly participating students (attending the program 30 days or more) will improve grade and/or maintain and “A” or “B” in reading on their report card.

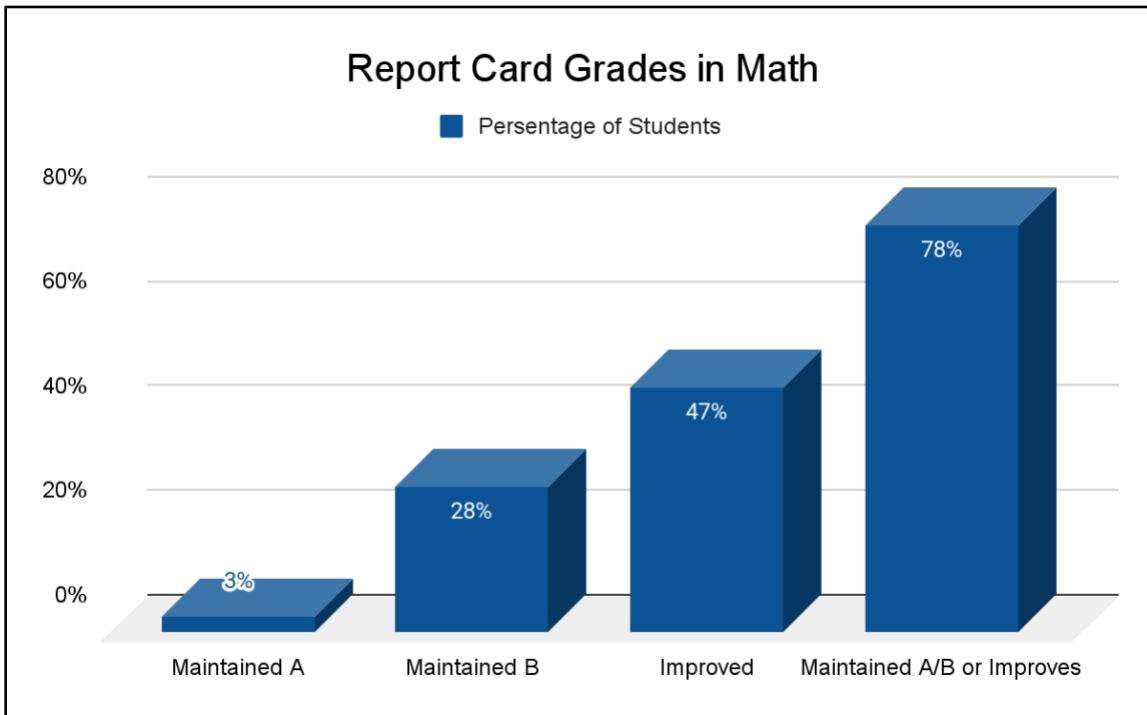
The data shows that 32% (n = 33) of regularly attending students maintained an “A” or “B” grade in reading on their report card, and 50% (n = 51) improved their grade for a total of 82% maintaining an “A” or “B” and/or improving their grade in reading. This objective was met.



Objective 1.3: 40% of regularly participating students (attending the program 30 days or more) will meet or exceed state standards in math. The data shows that 43% (n=23) of regularly participating students that completed the Georgia Milestones test scored as Developing, Proficient, or Distinguished Learners in Math. This objective was met.

Objective 1.4: 50% of regularly participating students (attending the program 30 days or more) will improve grade and/or maintain and “A” or “B” in math on report card.

The data shows that 31% (n = 31) of regularly attending students maintained an “A” or “B” grade in math on their report card, and 47% (n = 47) improved their grade for a total of 78% maintaining an “A” or “B” and/or improving their grade in math. This objective was met.



Goal 1 Findings and Recommendations

The data collected shows that all four of the Goal 1 Objectives were met. It is recommended that the BGCGA Great Futures Program include students in the report card collection process by teaching them how to graph and monitor their report card results. They should use those results to set personal academic goals for the next 9-weeks. Students who meet their goals should be recognized at the end of each 9-weeks. In addition, the BGCGA Great Futures Program should continue to cultivate the relationship with the school day teachers and continue to strengthen the partnerships with school level and district level administration. It is suggested that the program continue to use the district level pacing guides and teacher communications to guide the afterschool curriculum. Finally, the BGCGA Great Futures Program should continue to assess staff needs to provide quality, relevant professional development.



Goal 2: Support Social-Emotional Learning Through Positive Youth Development

Objective 2.1: 65% of regularly participating students will increase knowledge of conflict resolution techniques.

BGCGA uses the B. A. Star program for conflict resolution because it has more in-depth programming and is full of engaging videos and activities for the students. Out of the 304 students that participated in the B. A. Star Bullying program, 148 were regularly attending. The data shows that 91% (n=135) of the regularly attending students increased their knowledge of conflict resolution techniques. This objective was met.

Objective 2.2: 75% of regularly participating students will increase civic engagement.

Each of the students contributed a minimum of 1 hour of volunteering. The data shows that 99% (n = 166) of regularly attending students increased their civic engagement. This objective was met.

Objective 2.3: 65% of regularly participating students will increase their knowledge and ability to exercise self and social management.

The Passport to Manhood and SMART Girls Curriculum was offered to students in the spring (2023) with 42 males participating in the Passport to Manhood program and 42 females participating in the SMART Girls program for a total of 84 participants. Of the 84 students, 61 were regular attenders. There were 30 students that scored 100 on both the pre and post test so that data was not included. The data shows that 90% (n=31) of regularly attending students increased their knowledge. This objective was met.

Goal 2 Findings and Recommendations

Empowering students to take control of their emotions and actions can have a long term impact on their future. BGCGA uses the research based Boys & Girls Clubs of America SMART Programs to introduce topics such as assertiveness, resilience and refusal skills, strengthening decision making skills, and analyzing media and peer influence through role-playing and discussion. Assessing everyone at the beginning of the school year helps BGCGA staff to determine the students that will benefit from the program. This allows for small groups to participate in hands-on lessons that encourage positive decision making in tough situations. The awareness and development of social-emotional skills is an important building block for success. Learning self-awareness, self-control, and interpersonal skills gives students strategies to be successful in school, work, and life. In addition, students who volunteer and give back to the community learn that they can make a difference in their community which leads to an increase in self-confidence, pride, and social awareness. It allows students to experience the world through hands-on activities that help others. It is also linked to academic gains. It is recommended that the program director and club director continue to be intentional with the pre and post assessments and the administration of each required curriculum.


BGCGA successfully implemented all three Goal 2 Objectives. It is recommended that the BGC continue to include training in the area of fitness, healthy eating habits, and healthy lifestyles each year to keep staff updated on changes in curriculum and updated on new findings. When providing training, it is recommended that staff are given the pre and post tests to make sure they understand the information they are teaching. Pre/post data should be reviewed by the staff teaching the curriculum, the data clerk and the program director at the end of each program to make sure there has been a significant increase in knowledge. If not, a plan should be put into place to meet the needs of the students who did not benefit from the first presentation of the curriculum. Pre testing packets that include all pre tests from all programs should be created and included with the membership paperwork so that all students are included in the data.

Goal 3: Increase Family Engagement/Involvement in Students' Educational Process

Objective 3.1: 65% of regularly participating students' families participate in at least one parental involvement activity offered monthly. In an effort to increase parental involvement, a variety of family activities were offered each month. Times and topics were varied in an attempt to accommodate a variety of interests and schedules. There were 108 families represented in the regularly attending students. The data shows that 78% (n = 84) of the students' families participated in an activity. This objective was met.

Objective 3.2: 50% of regularly participating students' families will volunteer at the program at least one time annually.

There were 108 families represented in the regularly attending students. The data shows that 99% (n = 107) of the families volunteered at the program during the 2021-2022 school year. This objective was met.



Goal 3 Findings and Recommendations

Research shows that when parents are involved in their children's education, the children perform better in school and in life. The BGCGA works to increase parental engagement on several levels including:

- Parental involvement in their child's education.
- Participation in club and school activities.
- Advocacy for child and education issues.

The program offered monthly parental engagement activities and actively sought parents to volunteer at the club. In addition, BGCGA hired a part-time family liaison; a designated staff member who communicates directly with caregivers and family members to invite their involvement and participation in the Great Futures program.

BGCGA successfully implemented both of the Goal 3 Objectives. It is recommended that the BGCGA continue to offer monthly opportunities for parental engagement and volunteering activities. Lower-income families face greater challenges to participation than their middle-income counterparts and have significantly lower rates of participation. It should be noted that BGCGA serves a high concentration of low-income, minority students. In an effort to accommodate the needs of the families, BGCGA should continue to monitor the needs and schedules of the families. In addition, continuing to seek out partnerships with targeted schools to offer family activities or volunteering opportunities will help parents become more familiar with their child's school and strengthen the relationship between school and community.

All of the parents interviewed during the evaluation visits were very pleased with the program. It is suggested that the clubs continue to incorporate programs that are relevant and make the parents feel comfortable, welcome, and informed. By administering a survey that inquires about interests and time choices, the clubs can use the survey results to drive parental involvement programs and volunteer opportunities.

Observations

The evaluation visits included interviews with club directors, staff, students, and parents/caregivers as well as classroom/activity observations. The evaluator used the 21st CCLC grant goals and objectives to guide observations.

Club site observations included:

- Students were engaged and appeared to be having fun.
- A variety of activities were going on and addressed physical, social and academic needs.
- Lesson plans were posted outside of each classroom and the lessons were in line with the 21st CCLC Great Futures Goals and Objectives.
- The clubs were clean and supplies were well organized.
- Classroom management techniques were appropriate and students clearly understood what was expected of them.
- A healthy snack and dinner were provided.



Success Story

Member: Bryson

School: Lamar-Milledge Elementary School

Grade: Kindergarten

Bryson is a Kindergarten student at Lamar-Milledge Elementary. This is his first year as a member at the E.W. Hagler Boys & Girls Club. Bryson enjoyed coming to the club daily but did not want to do his homework. He would deny he had any when asked. When the other students spoke up and said he did have homework he would just shut down and refuse to answer. Miss Karen noticed this behavior and decided to take the time to get to know Bryson. She would talk to him about things he liked and over time he began to open up. Miss Karen created a routine that helped Bryson feel comfortable. Eventually, he started willingly offering his homework and asking for help. By the end of the school year he was getting all smiles on his homework chart at school and he was proud to share that with Miss Karen.

Progress Toward Sustainability

The Boys & Girls Clubs of Greater Augusta Great Futures Program has made progress towards sustainability over the 2022-2023 school year. The program has created seventeen partnerships with a variety of agencies such as Amerigroup, Augusta National Golf Club, First Tee, Augusta Recreation and Parks Department, Augusta State University, Chick-Fil-A, Bank of America, Nike, Future Successors, Pain Line, Paine College, Project Impact, Richmond County School System, SRP, EA Sports, Fort Gordon Alliance and Teddy Bear Clinic. These partners have contributed \$55,400.00 cash and in-kind donations to support ongoing work of the club.

Partners

Amerigroup
Augusta National Golf Club
First Tee
Bank of America
Pain Line
Paine College
Nike
EA Sports
Fort Gordon Alliance
Augusta State University
Augusta Recreation and Parks Department
Chick-Fil-A
Future Successors
Richmond County School System
SRP
Teddy Bear Clinic
Project Impact

Surveys

Teacher Survey Results

- 58% (n=23) of teachers surveyed reported that the students improved their efforts in completing homework.
- 63% (n=25) of teachers surveyed reported an improvement in class participation and attentiveness.
- 65% (n=26) of teachers surveyed reported an improvement in student's motivation to learn.

Parent Survey Results

- 93% (n=100) of parents surveyed reported that the program helped their child's behavior improve.
- 88% (n=95) of parents surveyed reported that the program helped their child complete and turn in their homework on time.
- 84% (n=91) of parents surveyed are satisfied with the Boys & Girls Club 21st Century Community Learning Centers Program.
- 89% (n=96) of parents surveyed reported that the program helped their child's reading skills improve.
- 76% (n=82) of parents surveyed reported that the program helped their child's math skills improve.

Student Survey Results

- 82% (n=41) of students surveyed like the Boys & Girls Club 21st Century Community Learning Centers Program.
- 88% (n=44) of students surveyed reported that their overall behavior has improved because of the Boys & Girls Club 21st Century Community Learning Centers Program.
- 64% (n=32) of the students surveyed reported that the program helped them complete and turn-in their homework on time.
- 68% (n=34) of students surveyed reported that they are doing better in school since they started attending Boys & Girls Club 21st Century Community Learning Centers Program.
- 72% (n=36) of students surveyed reported that they feel better about themselves because of the Boys & Girls Club 21st Century Community Learning Centers Program.
- 80% (n=40) of the students surveyed reported that they have made new friends because of the Boys & Girls Club 21st Century Community Learning Centers Program.

Final Recommendations

There is a growing need for quality afterschool programs. The Boys & Girls Clubs of Greater Augusta have had a positive impact on the youth it serves by focusing on the academic, social, and behavioral needs of the students. BGCGA has implemented quality programming by aligning the afterschool program with the school day and mindfully incorporating healthy lifestyle education. Overall the 21st CCLC grant was implemented as planned. Both parents and students reported that they were satisfied with the program.

BGCGA effectively implemented all four of the Goal 1 Objectives.

In an effort to continue providing a quality program, the following is recommended.

- Continue working with a data team that reviews all required 21st CCLC data every nine weeks. Data team should include the data clerk, club director and program director.
- The data team should continue to meet after each report card distribution to monitor and plan accordingly.
- Continue to collaborate with superintendent, principals, and school day teachers to identify current trends in academics and behavior that need to be addressed.
- Continue to offer programming that is exciting and fun to the students while at the same time addresses 21st Century skills and trends.

BGCGA successfully implemented all three of the Goal 2 Objectives.

In an effort to continue implementing a successful program, the following is recommended.

- The data team consisting of the club director, a data clerk and the program director should continue to meet after each report card distribution to monitor and plan accordingly.
- Consider inviting staff to the data team meeting to present their data and the plan for increasing knowledge/fitness.
- Give students a voice and a choice by allowing them to decide on the service projects for the year.
- Continue to offer multiple opportunities for students to volunteer throughout the year.

BGCGA successfully implemented both Goal 3 Objectives.

In an effort to continue implementing a successful program, the following is recommended.

- Continue to survey families at the beginning of the year to find out interests and needs. Use the results to plan activities and volunteer opportunities.

- At the beginning of the year, encourage parents to schedule a time to share a skill or talent. They could present to a class, large group or at a parent event.
- Plan a quarterly Open House and display student work and accomplishments.

