

21st Century Community Learning Centers
Summative Evaluation Report
Boys & Girls Clubs of Greater Augusta
GREAT Futures South Augusta
Grant Year 4
2022 - 2023



BOYS & GIRLS CLUBS
OF GREATER AUGUSTA

Boys & Girls Clubs of Greater Augusta
J. Hebbard Club - South Augusta
2241 Wheelless Rd.
Augusta, GA 30904

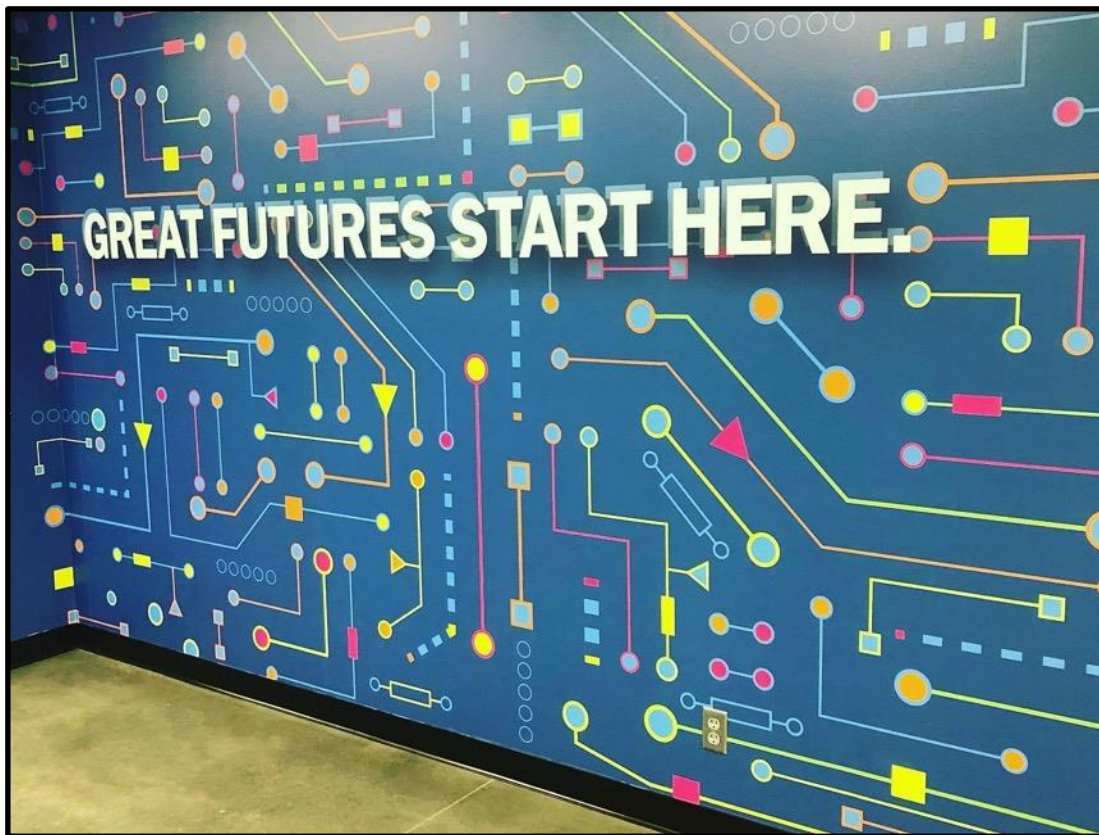


An Independent Evaluation

Prepared by Andra Syms

Submitted: June 20, 2023

Per US Department of Education Office of Elementary and Secondary Education's 21st Century Community Learning Centers Non-regulatory Guidance: Each grantee must undergo a periodic evaluation to assess its progress toward achieving its goal of providing high-quality opportunities for academic enrichment. This summative evaluation will be used to refine, improve, and strengthen the program and to refine the performance measures. This summative evaluation contains observational qualitative information, quantitative objective assessment, and recommendations for improvement.



21st Century Community Learning Centers Evaluation Report

Great Futures South Augusta



Executive Summary

Boys & Girls Clubs of Greater Augusta program provides a comprehensive youth development approach to improving academic achievement. Program components include daily homework help, individual and group tutoring, supplemental instruction, academic enrichment, career and entrepreneurial exploration, technology, economic literacy, youth leadership, character education, life skills, drug and alcohol prevention, pregnancy prevention, fitness and recreation, mentoring, the arts, and family involvement activities. The program partners with Terrace Manor Elementary, Glenn Hills Elementary, Bayvale Elementary, Meadowbrook Elementary, Glenn Hills Middle, and Glenn Hills High School and targets 100 at-risk youth in grades Pre-K through 12th grade.

Overall Findings

Boys & Girls Clubs of Greater Augusta (BGCGA) implemented the 21st Community Learning Centers (21st CCLC) grant program as designed. The program director and BGCGA staff worked exceptionally well with principals and school day teachers at local schools to maintain a high quality program. The curriculum consists of hands-on, relevant activities and programs. This includes a variety of hands-on STEM activities, Legos, K-NEX, and Robotics to name a few. There is also a Book of the Month program.

Overall, BGCGA successfully implemented three out of four academic achievement objectives, both of the healthy lifestyles objectives, two out of three good character and citizenship objectives and one of two parental involvement objectives. Overall, eight objectives were met and three were not met.

Looking Forward

BGCGA is constantly working on a framework for the academic, healthy lifestyle, good character and citizenship, and parental involvement components. This framework is based on a continuous improvement model. Program delivery and staff training was continuously refined based on regular assessments that illuminated the needs of students and opportunities to strengthen the program. Moving forward the program director should continue to monitor and adjust the curriculum assigned to each goal/objective and communicate this to club directors and staff. BGCGA staff should continue to be trained on each curriculum and the correlation between the goal/objective and the curriculum should be clearly communicated. Programs that require a pre/post test should be closely monitored throughout the year. When a curriculum is completed, the staff teaching it should review the results of the pre and post test with the club director and the program director. It is important to pre-test new members as they enter the program as well as posttest the students (when applicable) who may leave throughout the year. In addition, the program director should continue to create a schedule of pre and post tests at the beginning of the year. These test dates should be shared with the club directors and the staff members administering the curriculums. BGCGA should also continuously monitor data, using the information to guide program needs. In addition, collaborating with parents and families encourages participation/volunteering and is necessary for the success of the students and should therefore be a priority. collaborating with parents and families encourages participation/volunteering and is necessary for the success of the students and should therefore be a priority.

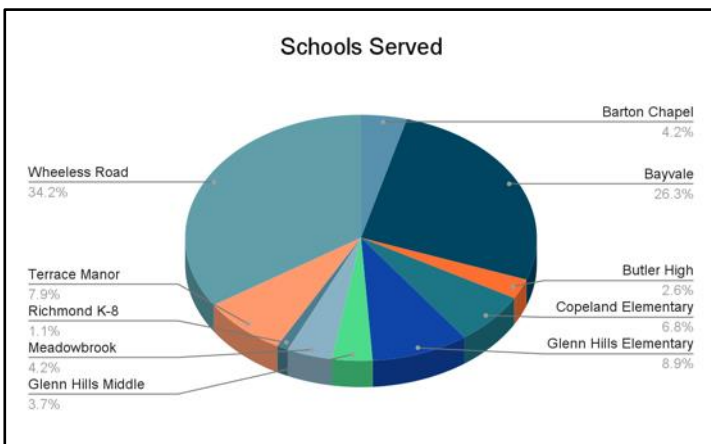
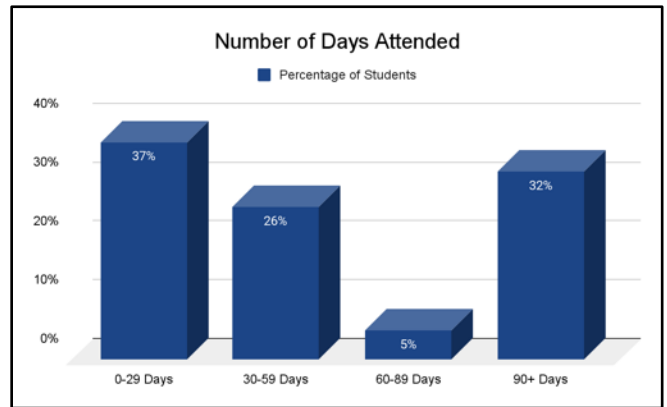


Program Impact

82% of regularly attending participants maintained an A or B or improved their reading grade.

86% of regularly attending participants maintained an A or B or improved their math grade.

More Participation Equals Greater Outcomes
63% of Participants attended 90+ Days!



81% of students live with a single mother.
2% of students live with a single father.
7% of students live with grandparents or guardian.
2% of students are in foster care.

What Students Are Saying!

“We get to move a lot. We go, we jump and sometimes we get to take our shoes off.” -3rd grade female

“We always get to make activities like the pumpkin on the string.” -1st grade male

“This place makes a better experience in my life.” -11th grade male

“It keeps me focused. I like being with my friends. I would probably be on my phone too much if I was at home.” -7th grade female

“We do real art here. We painted pumpkins and it was so fun.” -3rd grade male

“I like when we go to choir and get to sing for the parents. I like to sing the songs at home too.” -3rd grade female

What Parents Are Saying!

“The staff is inviting and helpful here. I know my kids are safe.” -Parent of a 5th grade male

“Evenings are such a rush. I have mommy duties and it’s nice to know that the homework is done.” - Parent of a 1st grade female

“He likes it here. The kids are nice. I feel good that he has this place.” - Parent of a 3rd grade male

What BGCGA Staff are Saying!

“We have the freedom to do creative education here.”

“I love teaching. My passion is these kids. The parents are tired and I want to help them.”

“We are like a family here. We care about each other and we care about the kids.”

Table of Contents

Executive Summary	4
Program Impact	6
Table of Contents	8
Introduction	8
Formula for Impact	11
Program Implementation	11
Program Operations	17
Objective Assessments	21
Program Impact	25
Goal 1: Improve Academic Achievement	28
Goal 2: Increase Knowledge of Healthy Lifestyle Choices	32
Goal 3: Improve Social, Emotional, and Life Skills for Positive Youth Development	34
Goal 4: Increase Parental Engagement/Involvement in Students' Educational Process	36
Observations	38
Success Story	39
Progress Toward Sustainability	40
Surveys	41
Final Recommendations	42

Introduction

Program History

Since 1951, Boys & Girls Clubs of Greater Augusta (BGCGA) has provided youth development programs. Over the last 71 years, the organization has grown from one site to ten sites. BGCGA is an autonomous organization governed by a local Board of Directors and affiliated with the Boys & Girls Clubs of America (BGCA), a national organization with almost 5,000 clubs that serve 3.6 million members across the United States, Puerto Rico, and military bases around the world.

In 2019, Consumer Reports named Boys & Girls Clubs of America one of the “Best Charities for Your Donations.” Charity Navigator has given BGCA a 4-star rating in each of the last five years.

The clubs provide a safe place for youth to learn, grow, and have fun. Club programs offer young people opportunities to build new skills and knowledge that raise each child’s belief that he or she can succeed. The programs constitute a clearly planned, systematic curriculum promoting development towards a successful, productive future. Ongoing relationships with caring adults and connections to new friends in a positive environment provide a sense of belonging, civility, and responsibility.



BGCGA has successfully administered 21st Century Community Learning Centers funded programs since 2009. The organization currently manages 6 separate grants targeting 570 youth and totalling \$1,851,451.00 in Federal 21st CCLC funding. The Richmond County J. Hebbard Club was established in 2019. Previously the BGCGA South Augusta Club was located at the Henry Brigham Center. This is the fourth year of the FY23 grant and the 12th year that BGCGA South Augusta has received 21st CCLC program funding.

Program Overview

The purpose of Georgia's Title IV, Part B, 21st Century Community Learning Centers Program is to provide federal funds to establish or expand community learning centers that operate during out-of-school hours and have three specific purposes:

- To provide opportunities for academic enrichment and tutorial services
- To offer students a broad array of additional services, programs, and activities to reinforce and complement the regular academic program; and
- To offer families of 21st CCLC students opportunities for literacy and related educational development.

The Boys & Girls Clubs Great Futures program is a comprehensive after school and summer youth development program that is focused on improving academic achievement. The Great Futures program is designed as a comprehensive youth development program utilizing Boys & Girls Clubs programs with the addition of intensive academic support. Program components include daily homework help, individual and group tutoring, supplemental instruction, academic enrichment, career and entrepreneurial exploration, technology, economic literacy, youth leadership, character education, life skills, drug and alcohol prevention, pregnancy prevention, fitness and recreation, mentoring, the arts, and family involvement activities.

The Great Futures program also provides family involvement activities. Fun, educational field trips that are coordinated with academic topics are also a component of both the afterschool and summer programs. All activities are aligned to the Georgia Standards of Excellence, have evaluations demonstrating improved student achievement, and utilize evidence based practices.

The Great Futures Program meets the educational needs of at-risk students by assessing each student's academic strengths and weaknesses and developing a plan for improvement by collaborating with parents, regular school day teachers, and academic after school professionals. Certified teachers are responsible for implementing the instructional academic activities. The program addresses the core academic areas of Reading, Math, and Science using the following curricula: DIY Stem, Image Makers, Money Matters, SMART programming, and Triple Play. Multiple resources are utilized to ensure students' individual needs are met, to offer a variety of fun, experiential approaches, and to address the individual needs of the students. Multiple resources also allow integrated learning throughout the program areas.

Program Model

The challenges faced by children living in low-income neighborhoods are greater than ever. Persistent poverty and crime rates in these areas, combined with factors such as poorly-performing public schools, cuts in education funding, the increasing presence of gangs and their recruitment of younger and younger members create critical barriers to success and quality of life. Boys & Girls Clubs are strategically positioned in the most at-risk neighborhoods affected by these factors. Significant evidence suggests that quality afterschool programming leads to positive outcomes such as higher academic achievement, increased graduation rates, and a lower occurrence of juvenile crimes.



Formula for Impact

BGCCA has adopted the Formula for Impact, a research based theory of change that describes how individual Clubs and the Movement as a whole can increase the impact exponentially of the young people of America.



Program Implementation

Student Attendance and Enrollment

BGCGA staff established attendance targets based on club size, days and hours of operation and historical attendance trends.

Grant Enrollment Goal: 100 Students

Total Number Enrolled: 190 Students

**BGCGA Exceeded
Student
Enrollment Goal by**

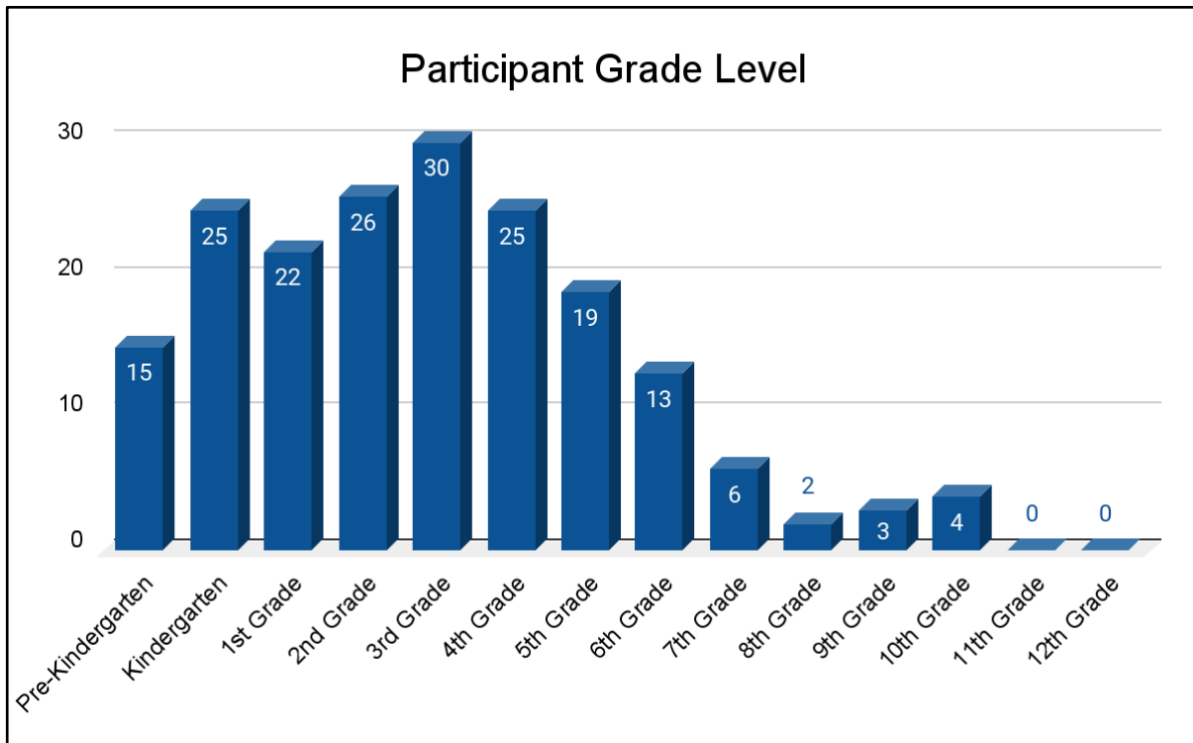
Participant Demographics

BGCGA Richmond County Great Futures South Augusta is located in the J. Hebbard Boys & Girls Club.

- 95% of regularly attending students are African-American, 1% are White, and 2% identify as two or more races.
- The program serves 51% males and 49% females.



Participant Grade Level



Student Recruitment Strategies

BGCGA implemented a multi-tiered strategy for recruitment including outreach through communication with the schools, referral from school teachers, direct community outreach, and advertising.

- The club director met with the principals at the beginning of the year.
- The Executive Director and Program Director built a strong relationship with the Superintendent.
- The BGCGA held an information session at targeted schools for all eligible participants.
- The Club Director attended registration and or Open Houses at targeted schools.

**63% of Participants
Attended 90+ Days**

Student Recruitment

Research shows the amount of time youth spend at Clubs is a determining factor in the depth of impact the Club experience has on young lives. Specifically, a 2009 third-party study by Private/Public Ventures found that frequency of attendance is directly tied to the following positive changes for Club participants:

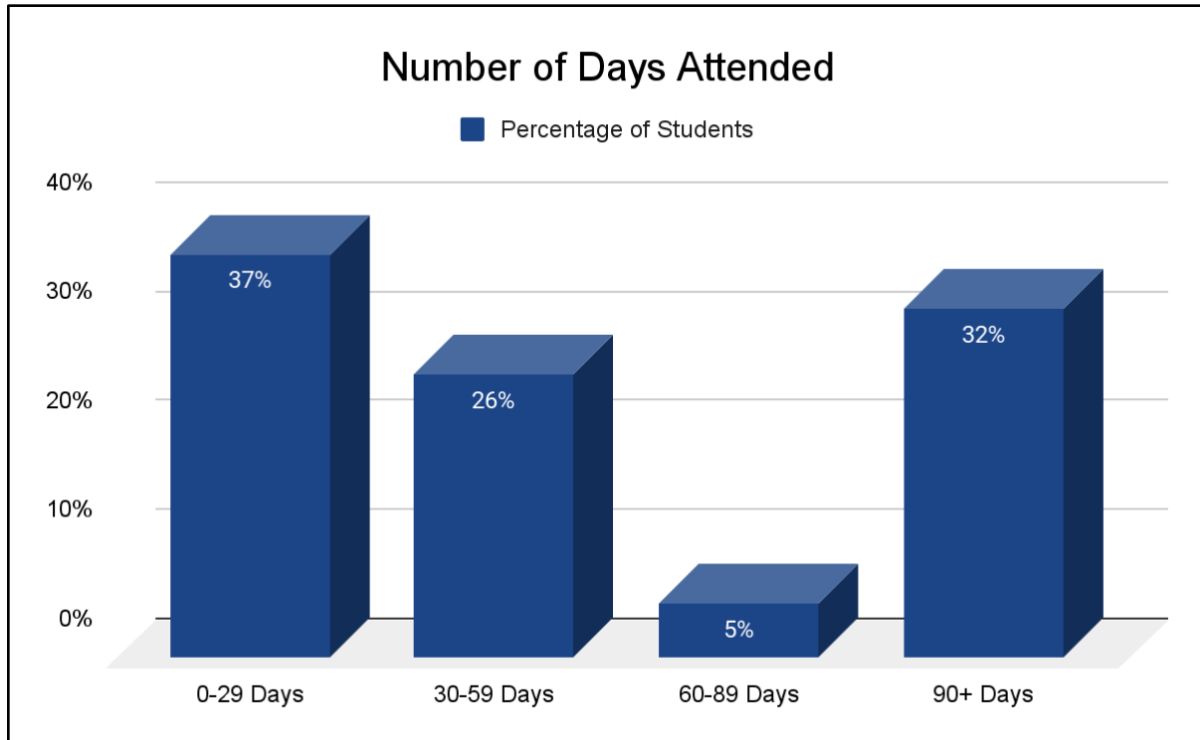
- Higher levels of community service involvement
- Decreased levels of aggression
- Increased school effort
- Increased academic confidence
- Lower likelihood of starting to carry a weapon, smoke marijuana, and have sexual intercourse

The greatest impact was noted for youth who attended the Club at least one time per week, and higher levels were evident among those who attended 104 or more times per year (twice per week). BGC GA experienced similar results with the Great Futures Program.



Retention Strategies

BGCGA believes the most effective retention strategy is to provide quality, interesting and fun programs by creating leadership opportunities for youth within the program, gathering and responding to youth interests, and employing adults who genuinely care and understand youth. BGCGA uses the five key components of youth development (a safe, positive environment, supportive relationships with caring adults, fun opportunities and expectations, and recognition), closely monitors attendance, and provides follow-up to also promote regular attendance.



Average Daily Attendance

Average daily attendance represents the average number of participants on a given day attending the program.

**After School Program Dates:
August 15, 2022 - May 24, 2023**

21st CCLC Total Enrollment: 190
21st CCLC Enrollment Goal: 100
21st CCLC Average Daily Attendance: 68

**Summer Program Dates:
June 5, 2023 - July 21, 2023**

21st CCLC Total Enrollment: ***
21st CCLC Enrollment Goal: 100
21st CCLC Average Daily Attendance: **

Recommendations for Maintaining High 21st CCLC ADA include:

- Closely monitor attendance and ADA and follow up with individual students' families.
- Closely monitor attendance and waiting list to quickly move students from the waiting list into the program when spots become available.
- Enroll all target grade level students into the Great Futures program and fully execute the retention plan.



Program Operations

Hours of Operation

21st CCLC requires a minimum of 12 hours of operation weekly. The Great Futures Program operates a minimum of 15 hours per week for 38 weeks during the school year. A full day program is offered on most school holidays, intersession, and summer. The 7-week summer program offers adapted program components using a weekly thematic approach.

After School Program Hours of Operation

Monday - Friday 3:15 - 6:15 pm

Summer Program Hours of Operation

Monday - Friday 7:30 am - 5:30 pm

Quality of Staffing

The staff at BGCGA is composed of high quality individuals who strive to improve the education and lives of the students attending the Clubs. Certified teachers are used for the academic components of the program and the Family Liaison helps to address the parent participation goal.

Observations

The evaluation visits to the club site included interviews with club directors, staff, students, and parents as well as classroom/activity observations using a standard assessment form to assess program delivery and student engagement. The evaluator used the goals and objectives to guide observations and report strengths and weaknesses in the program.

Staff Demographics

Total Number of Staff: 12

Club Director: 1

Certified Lead Teachers: 2

Family Liaison: 1

Enrichment Staff: 8

**Staff/Student Ratio Enrichment:
1:15**

**Staff/Student Ratio Academic:
1:10**

During club observations the grant evaluator consistently found:

- Activities that were hands-on and supported STEAM (science, technology, engineering, art and math).
- Adequate supplies were available to students to be able to participate in activities to the fullest.
- The activities were linked to the school day.
- The students were smiling and enjoying the activities and each other.
- Staff members were positive, respectful and nurturing toward the students.
- Kid friendly attention getting classroom management techniques were used (rhythmic clapping, call and repeat, hand up, etc.).

BGCGA staff consistently reported to the grant evaluator:

- The 21st CCLC Great Futures Program Grant was clearly explained and they understood their responsibilities.
- Working for BGCGA allowed them to be creative in their lessons which made the work environment fun and satisfying.
- Being a part of BGCGA allows them to make a difference in the lives of young people.
- Building relationships with students and their families is a key part of their job and it creates a family type of environment in the clubs.



Professional Development

Each year BGCGA offers a variety of professional development opportunities for their staff members. These trainings are offered throughout the year and training topics are determined by the varying needs of the staff. BGCGA demonstrated a strong commitment to professional development for each staff member outlined in the original grant application professional development plan.

*Great Futures 21st CCLC staff members receive **eight hours** of professional development prior to providing services to youth.*



Professional Development and Training Topics

Training was provided in the following areas. The facilitating entity for each training is listed in parenthesis.

- New and Continuing Sug-Grantee Training (21st CCLC)
- County Staff Training Georgia Alliance (BGCGA)
- Mandated Reporter Training (BGCGA)
- Lead Teacher Training (BGCGA)
- Driver Training (BGCGA)
- Membership Clerk Training (BGCGA)
- Family Liaison Training (BGCGA)
- SMART Moves Curriculum Training (BGCGA)
- BGC Southeastern Leadership Training (BGCGA)
- BGC National Conference - Virtual (BGC of America)
- Summer Camp Training (BGCGA)
- Building Community Training (BGCGA)
- Active Learning Training (BGCGA)
- Cooperative Learning Training (BGCGA)
- Child Safety Training (BGCGA)
- Infectious Disease Training (BGCGA)
- Structure and Clear Limits Training (BGCGA)
- Re-framing Conflict Training (BGCGA)
- Program Basics Training (BGCGA)
- Beyond School Hours (21st CCLC)
- Club Directors Academy Training (BGC of America)

Objective Assessments

Evaluation Design

The evaluation plan is based on a continuous improvement model that includes defining goals, ongoing monitoring, and timely adjustments. The evaluation design contains both formative (ongoing to monitor progress toward objectives) and summative (annually to assess impact) components. Quantitative data includes student demographics, program participation, curricula pre and post assessments, report card grades, and Georgia Milestones test results. Qualitative data is also collected to monitor progress and guide program adjustment. Qualitative data includes program staff site visit checklists, evaluator observations, Boys & Girls Clubs of America Youth Outcomes survey, and 21st CCLC parent, student, and teacher satisfaction surveys.



Data Collected

<i>Indicator</i>	<i>Frequency</i>	<i>Source</i>
Report Cards	Twice a Year	Collected from students/Requested from School District
Georgia Milestones Test Scores	Annually	Requested from School District
Pacer Test	Beginning and End of Program	BGCGA Administered
Nutrition Survey	Beginning and End of Program	BGCGA Administered
SMART Moves Assessment	Beginning and End of Program	BGCGA Administered
Parent Involvement	Monthly	BGCGA Sign-In Sheets
Parent Volunteers	Daily	BGCGA Sign-In Sheets
Teacher Survey	Annually	School Day Teachers
Student Survey	Annually	Students
Parent Survey	Annually	Parents
Program Attendance	Daily	Kid Trax/A+(Cayen) Data Management Systems
Member Demographics	Annually	Membership Application

Response Rate

A total of 190 students were enrolled in the program and 113 of those students attended 30 or more days. Students attending 30 days or more are considered regular attenders.

For each objective, data sets were analyzed using the total number of regularly participating students with complete data for the set (i.e. pre and post tests, first and third 9-weeks report cards). “N” denotes the number of regularly participating students who had complete data sets for which objective measures were calculated.

The collection rate for report card grades for regularly participating students was 51% (n=92) in reading and 50% (n=90) in math. Although the percentage is lower the number of report cards collected was higher in FY23. The FY22 response rate was 71% (n=76) in reading and 68% (n=73) in math. Report cards were collected from participants as well as requested from schools. Report cards were collected from participants as well as requested from schools. Report card grades from the fall and spring semesters were compared.

BGCGA administered the required 21st CCLC parent surveys with a higher response rate this year (FY23) than last year (FY22). However the teacher and student surveys have a much lower response rate in FY23 than FY22. The response rate from the teacher surveys was 24% (n=67) which is lower than FY22 which was 85% (n=91). Although lower than FY22 it is higher than the 13%, (n=24) reported for FY21. The response rate from the parent surveys for FY23 is 91% (n=70) compared to FY22 at 50% (n=53). The response rate for the student surveys was 59% (n=67) which is higher than FY22 which was 55% (n=59) . This is a continued increase from the start of the grant in FY20.

A pre/post test assessment method was utilized to track participant progress toward meeting the objectives under the Healthy Lifestyles Goal. For the increased knowledge of risk taking behaviors and increased knowledge of healthy eating habits students took a pre-assessment (knowledge checklist) at the beginning of the course and a post assessment (knowledge checklist) after completion of the course. The PACER test, used to measure physical fitness levels, was administered in the fall (2022) and again in the spring (2023).

Recommendations for Increasing Response Rates Include:

- Continue to contact school day teachers at the beginning of the school year . Let them know the students that are in the program and that there will be a survey for them to fill out at the end of the school year. Provide a copy of the survey so they know what to focus on.
- Continue to build a relationship with the school day teachers so that they are familiar with the program, the students in the program, and the importance of the survey.
- Start collecting parent and student surveys at parent events starting in March.
- Have a prize drawing to encourage participation. When parents, students and teachers complete their survey by a specified date, enter their name into a drawing for a prize (gift card, Ipad, gift basket, etc.). Promote this with student created posters and cards.



Limitation of Data

Data collected for this review has a few limitations. Academic data for students' performance as demonstrated on report cards is limited in its validity and reliability due to a lack of inter-rater reliability and subjectivity issues with multiple teachers reporting across multiple grade levels and school sites. Survey data is similarly limited due to possible respondent bias/prejudice.



Program Impact

Goals and Objectives Overview

Goal 1: Improve Academic Achievement

Objective 1.1: 50% of regularly participating students (attending the program 30 days or more) will meet or exceed state standards in reading.	This Objective was Not Met at 37%.
Objective 1.2: 50% of regularly participating students (attending the program 30 days or more) will improve grade or maintain an “A” or “B” in reading on report card.	This Objective was Met at 82%.
Objective 1.3: 50% of regularly participating students (attending the program 30 days or more) will meet or exceed state standards in math.	This Objective was Met at 63%.
Objective 1.4: 50% of regularly participating students (attending the program 30 days or more) will improve grade or maintain an “A” or “B” in math on report card.	This Objective was Met at 86%.

Goal 2: Increase Knowledge of Healthy Lifestyle Choices

Objective 2.1: 65% of regularly participating students (attending the program 30 days or more) will increase their knowledge of healthy eating habits and cardiovascular fitness.	This Objective was Met at 85%.
Objective 2.2: 65% of regularly participating students (attending the program 30 days or more) will increase their knowledge of avoidance of risk-taking behaviors.	This Objective was Met at 97%.

Goal 3: Improve Social, Emotional, and Life Skills for Positive Youth Development.

Objective 3.1: 65% of regularly participating students (attending the program 30 days or more) will increase their knowledge of conflict resolution techniques.	This Objective was Met at 87%.
Objective 3.2: 75% of regularly participating students (attending the program 30 days or more) will increase civic engagement.	This Objective was Not Met at 70%.
Objective 3.3: 65% of regularly participating students (attending the program 30 days or more) will increase their knowledge and ability to exercise self and social management.	This Objective was Met at 91%.

Goal 4: Increase Parental Engagement/Involvement in Students' Educational Process.

Objective 4.1: 65% of regularly participating students (attending the program 30 days or more) families participate in at least one parental involvement activity offered monthly.	This Objective was Met at 78%.
Objective 4.2: 50% of regularly participating students (attending the program 30 days or more) families will volunteer at the program at least one time annually.	This Objective was Met at 83%.

Goal 1: Improve Academic Achievement

Beginning in the 2017-2018 school year the Richmond County School System switched to a standard based report card system for Kindergarten through 3rd Grade. The purpose of the standards based system is to provide parents, teachers, and students a more detailed and accurate report about the student's progress toward meeting standards. The system uses a 1 through 4 grading scale: 1-Beginning Learner, 2-Developing Learner, 3-Proficient Learner, and 4-Distinguished Learner. In order to be promoted to the next grade level a student must have a minimum score of a 2-Developing Learner in both math and ELA. In order to incorporate the standards based report card information into the grant objective a conversion scale developed by the Georgia Department of Education was used.

The conversion scale is as follows:

1-Beginning Learner 0-67

2-Developing Learner 68-79

3-Proficient Learner 80-91

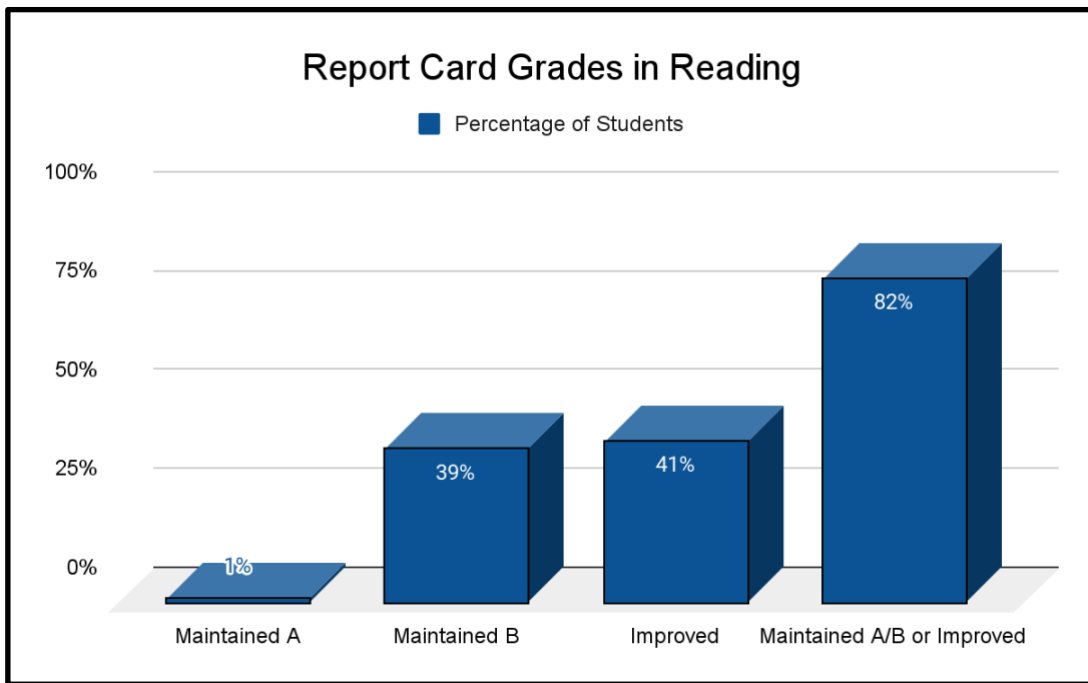
4-Distinguished Learner 92-100



Objective 1.1: 50% of regularly participating students (attending the program 30 days or more) will meet or exceed state standards in reading. The data shows that 37% (n=7) of regularly participating students that completed the Georgia Milestones test scored as Developing, Proficient, or Distinguished Learners in Reading. This objective was not met.

Objective 1.2: 50% of regularly participating students (attending the program 30 days or more) will improve grade or maintain and “A” or “B” in reading on their report card.

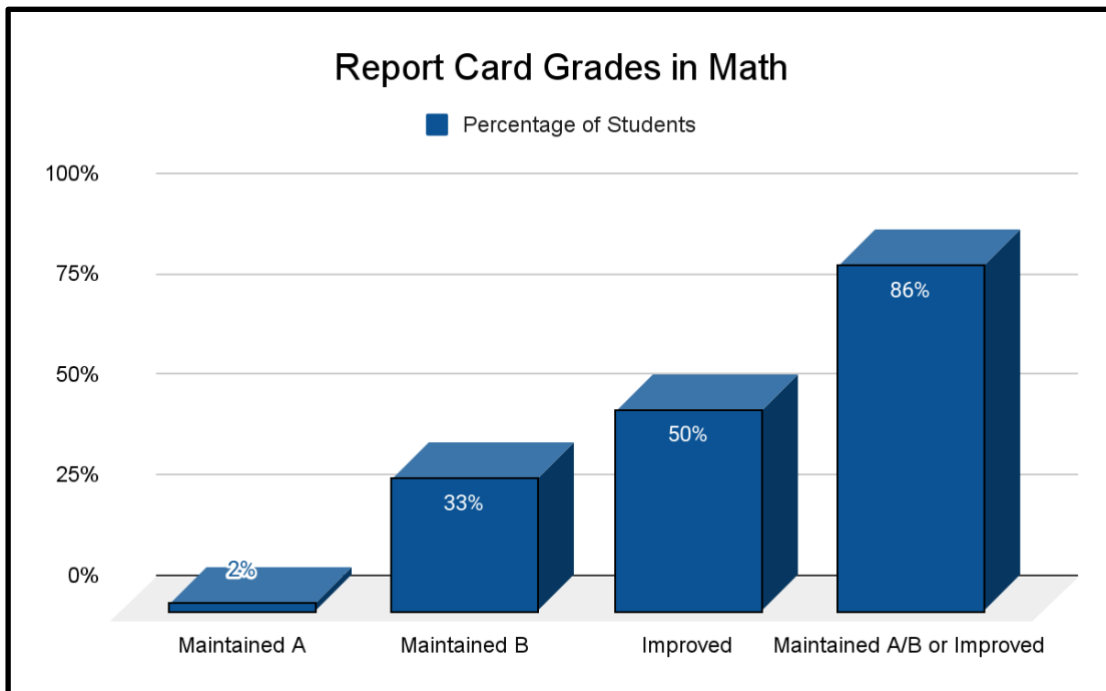
The data shows that 40% (n = 37) of regularly attending students maintained an “A” or “B” grade in reading on their report card, and 41% (n = 38) improved their grade for a total of 82% maintaining an “A” or “B” or improving their grade in reading. This objective was met.



Objective 1.3: 50% of regularly participating students (attending the program 30 days or more) will meet or exceed state standards in math. The data shows that 63% (n=12) of regularly participating students that completed the Georgia Milestones test scored as Developing, Proficient, or Distinguished Learners in Math. This objective was met.

Objective 1.4: 50% of regularly participating students (attending the program 30 days or more) will improve grade or maintain and “A” or “B” in math on report card.

The data shows that 36% (n = 32) of regularly attending students maintained an “A” or “B” grade in math on their report card, and 50% (n = 45) improved their grade for a total of 86% maintaining an “A” or “B” or improving their grade in math. This objective was met.



Goal 1 Findings and Recommendations

The data collected shows that three of the four Goal 1 Objectives were met. This is the 4th year in a row that both report card objectives were met and the 2nd year the Georgia Milestones Math objective was met.. The number of report cards collected increased again this year. It is recommended that the BGCGA Great Futures Program include students in the report card collection process by teaching them how to graph and monitor their report card results. They should use those results to set personal academic goals for the next 9-weeks. Students who meet their goals should be recognized at the end of each 9-weeks. In addition, the BGCGA Great Futures Program should continue to cultivate the relationship with the school day teachers and continue to strengthen the partnerships with school level and district level administration. It is suggested that the program continue to use the district level pacing guides and teacher communications to guide the afterschool curriculum. Finally, the BGCGA Great Futures Program should continue to assess staff needs to provide quality, relevant professional development.



Goal 2: Increase Knowledge of Healthy Lifestyle Choices

Objective 2.1: 65% of regularly participating students will increase their knowledge of healthy eating habits and cardiovascular fitness.

The PACER pre-test was administered to all students at the beginning of the school year (fall 2022) in order to determine prior cardiovascular fitness levels. The PACER (Progressive Aerobic Cardiovascular Endurance Run) is a multistage fit-ness test adapted from the 20-meter shuttle run test published by Leger and Lambert (1982) and revised in 1988 (Leger et al.). The PACER post test was given in the spring (2023). There were 79 students who took both the pre and post test and 59 were regularly attending. The results show that 83% of students increased their cardiovascular fitness (N=49).

A Healthy Habits pre-test was administered to all students at the beginning of the school year (Fall 2022) in order to determine prior nutritional knowledge. Students participated in weekly nutrition education classes in an effort to improve student's knowledge of healthy eating habits. A posttest was given in the Spring (2023). The total number of regularly attending students that participated in the program was 58. The data shows that 93% of those students increased their knowledge of healthy eating habits and cardiovascular fitness (n=54). This objective was met.

Objective 2.2: 65% of regularly participating students will increase their knowledge of avoidance of risk-taking behaviors.

A SMART Moves pre-test was administered to all students at the beginning of the school year (Fall 2022) in order to determine prior knowledge of avoidance of risk-taking behaviors. Clubs worked with students to increase their knowledge of risk-taking behaviors through the implementation of SMART programs, Triple Play Mind, Body and Soul activities, and group discussions. A post test was administered in the Spring (2023) to measure knowledge growth. There were 121 students that participated in the SMART Moves program and completed both the pre and post test. Out of the 121 students, 79 of those students are considered regular attendees. The results show that 97% (n=77) of regularly attending students increased their knowledge of risk-taking behaviors. This objective was met.

Goal 2 Findings and Recommendations

Many students in the state of Georgia lack sufficient nutrition which often leads to diseases related to obesity and malnutrition. Through its programming, BGCGA addresses this issue in order to empower youth to make healthy choices. Pre and post assessments were used to determine which students will participate in the programs that address healthy eating habits and knowledge of risk taking behaviors. Students that scored low on the pre assessments participated in the SMART Moves and Healthy Habits, Too programs. This process allows the students that need more guidance in these areas to get the information they need. Since fitness levels are constantly changing and must be practiced on a regular basis to be beneficial, all students participate in the cardiovascular fitness level activities. Both the PACER test and BMI measurements are used to determine whether students are in a healthy fitness zone (HFZ). The PACER test and BMI measurements were taken at the beginning of the school year (Fall 2022) and again at the end of the school year (Spring 2023).

Both Goal 2 objectives were effectively implemented. This is the second year Objective 2.1 was met and the 3rd year Objective 2.2 was met.

It is recommended that the BGCGA continue to include training in the area of fitness, healthy eating habits, and healthy lifestyles each year to keep staff updated on changes in curriculum and updated on new findings. Pre/post data should be reviewed by the staff teaching the curriculum, the data clerk and the program director at the end of each program to make sure there has been a significant increase in knowledge. If not, a plan should be put into place to meet the needs of the students who did not benefit from the first presentation of the curriculum. New member packets that include all pre-assessments from all programs should be created and included with the membership paperwork so that all students are included in the data. Since every student is encouraged to participate in the Fitnessgram program, club directors and staff should encourage participation by creating a visual checklist or goal sheet for each student in the club. When everyone completes the pre test items there could be a club wide reward such as a dance party in the gym or an ice cream sundae bar for everyone. The same thing could be done for the post test. Another idea would be to make the pre and post activities into a field day type of event celebrating growth at the post event.

Goal 3: Improve Social, Emotional, and Life Skills for Positive Youth Development

Objective 3.1: 65% of regularly participating students will increase knowledge of conflict resolution techniques.

BGCGA uses the B. A. Star program for conflict resolution because it has more in-depth programming and is full of engaging videos and activities for the students. Out of the 71 students that participated in the B. A. Star Bullying program, 62% (n=44) were regularly attending. The data shows that 95% (n=42) of the regularly attending students increased their knowledge of conflict resolution techniques. This objective was met.

Objective 3.2: 75% of regularly participating students will increase civic engagement.

Each of the students contributed a minimum of 1 hour of volunteering. The data shows that 70% (n = 126) of regularly attending students increased their civic engagement. This is an increase from last year. This objective was not met.

Objective 3.3: 65% of regularly participating students will increase their knowledge and ability to exercise self and social management.

The Passport to Manhood and SMART Girls Curriculum was offered to students in the spring (2023) with 28 males participating in the Passport to Manhood program and 15 females participating in the SMART Girls program for a total of 43 participants. Of the 43 students, 26 were regular attenders and 4 of those made a 100 on both the pre and post test so were not included in the data. The data shows that 91% (n=20) of regularly attending students increased their knowledge. This objective was met.

Goal 3 Findings and Recommendations

Empowering students to take control of their emotions and actions can have a long term impact on their future. BGCGA uses the research based Boys & Girls Clubs of America SMART Programs to introduce topics such as assertiveness, resilience and refusal skills, strengthening decision making skills, and analyzing media and peer influence through role-playing and discussion. Assessing everyone at the beginning of the school year helps BGCGA staff to determine the students that will benefit from the program. This allows for small groups to participate in hands-on lessons that encourage positive decision making in tough situations. Empowering students to take control of their emotions and actions can have a long term positive impact on their future. The awareness and development of social-emotional skills is an important building block for success. Learning self-awareness, self-control, and interpersonal skills gives students strategies to be successful in school, work, and life. In addition, students who volunteer and give back to the community learn that they can make a difference in their community which leads to an increase in self-confidence, pride, and social awareness. It allows students to experience the world through hands-on activities that help others. It is also linked to academic gains.

BGCGA implemented all three of the Goal 3 Objectives with success. This is the 3rd year in a row Objective 3.1 was met. Although the number of students participating in civic engagement activities has gradually increased each year, Objective 3.2 was not met. In addition, although Objective 3.3 was met, this year's participation in Passport to Manhood and Smart Girls was much lower than FY22 (43 students versus 105 students).

It is recommended that the program director and club director continue to be intentional with the pre and post assessments and the administration of each required curriculum. Pre/post data should be reviewed by the staff teaching the curriculum, the data clerk and the program director at the end of each program to make sure there has been a significant increase in knowledge. If not, a plan should be put into place to meet the needs of the students who did not benefit from the first presentation of the curriculum. Pre and post test dates were determined during the beginning of the year planning session. A color coded calendar showing the pre/post test dates was given to each staff member and displayed in the club. In addition, pre surveys should be included for all programs in the application packet for members that start the program later in the year.

Goal 4: Increase Parental Engagement/Involvement in Students' Educational Process

Objective 4.1: 65% of regularly participating students' families participate in at least one parental involvement activity offered monthly. In an effort to increase parental involvement, a variety of family activities were offered each month. Times and topics were varied in an attempt to accommodate a variety of interests and schedules. The data shows that there were 77 families of regularly attending students and 78% (n = 60) of the students' families participated in an activity. This objective was met.

Objective 4.2: 50% of regularly participating students' families will volunteer at the program at least one time annually.

Data from the Great Futures program indicates that there are 77 families of regularly attending students and 83% (n = 64) of the families volunteered at the program during the 2021-2022 school year. This objective was met.

Goal 4 Findings and Recommendations

Research shows that when parents are involved in their children's education, the children perform better in school and in life. The BGCGA works to increase parental engagement on several levels including:

- Parental involvement in their child's education.
- Participation in club and school activities.
- Advocacy for child and education issues.

The program offered monthly parental engagement activities and actively sought parents to volunteer at the club. In addition, BGCGA hired a part-time family liaison; a designated staff member who communicates directly with caregivers and family members to invite their involvement and participation in the Great Futures program. This is the second year in a row that Objective 4.1 parent participation has been met. In addition, Objective 4.2 parent volunteering was met this year, which is an improvement from last year, as well as being met in FY21.

It is recommended that the BGCGA continue to offer monthly opportunities for parental engagement and volunteering activities. Lower-income families face greater challenges to participation than their middle-income counterparts and have significantly lower rates of participation. It should be noted that BGCGA serves a high concentration of low-income, minority students. In an effort to accommodate the needs of the families, BGCGA should continue to monitor the needs and schedules of the families. In addition, continuing to seek out partnerships with targeted schools to offer family activities or volunteering opportunities will help parents become more familiar with their child's school and strengthen the relationship between school and community.

All of the parents interviewed during the evaluation visits were very pleased with the program. It is suggested that the clubs continue to incorporate programs that are relevant and make the parents feel comfortable, welcome, and informed. By administering a survey that inquires about interests and time choices, the clubs can use the survey results to drive parental involvement programs and volunteer opportunities.

Observations

The evaluation visits included interviews with club directors, staff, students, and parents/caregivers as well as classroom/activity observations. The evaluator used the 21st CCLC grant goals and objectives to guide observations.

Club site observations included:

- Students were engaged and appeared to be having fun.
- A variety of activities were going on and addressed physical, social and academic needs.
- Lesson plans were posted outside of each classroom and the lessons were in line with the 21st CCLC Great Futures Goals and Objectives.
- The clubs were clean and supplies were well organized.
- Classroom management techniques were appropriate and students clearly understood what was expected of them.
- A healthy snack and dinner were provided.



Success Story

Member: Miles

School: Bayvale

Grade: 6th Grade

Miles is a 6th grader at Bayvale Elementary. He loves playing all different kinds of sports and playing video games. Miles is a good student academically and has plenty of friends. However he has struggled in the past with his behavior. He enjoys being the center of attention and will look for ways to get attention, positive or negative. Staff members took the time with Miles and helped him realize he could be a leader and a role model for others. He was given jobs around the club helping the younger students with their behavior. This helped him behave as well. He has grown and matured over the year and has become a productive, caring club member and overall leader.

Progress Toward Sustainability

The Boys & Girls Clubs of Greater Augusta Great Futures Program has made progress towards sustainability over the 2022-2023 school year. The program has created thirteen partnerships with a variety of agencies such as Amerigroup, Augusta National Golf Club, First Tee, Augusta State University, Chick-Fil-A, Choir with Jean Lambert, Omega Psi Phi Fraternity, Pain Line, Paine College, Richmond County School System, Bank of America, Nike, EA Sports, Fort Gordon Alliance and Future Successors. These partners have contributed \$57,800.00 cash and in-kind donations to support ongoing work of the club.

Partners

Amerigroup
Augusta National Golf Club
First Tee
Bank of America
Paine College
Nike
EA Sports
Fort Gordon Alliance
Augusta State University
Augusta Recreation and Parks Department
Chick-Fil-A
Future Successors
Richmond County School System

Surveys

Teacher Survey Results

- 64% (n=43) of teachers surveyed reported that the students improved their efforts in completing homework.
- 58% (n=39) of teachers surveyed reported an improvement in class participation and attentiveness.
- 61% (n=41) of teachers surveyed reported an improvement in student's motivation to learn.

Parent Survey Results

- 96% (n=67) of parents surveyed reported that the program helped their child's behavior improve.
- 94% (n=66) of parents surveyed reported that the program helped their child complete and turn in their homework on time.
- 96% (n=67) of parents surveyed are satisfied with the Boys & Girls Club 21st Century Community Learning Centers Program.
- 97% (n=68) of parents surveyed reported that the program helped their child's reading skills improve.
- 93% (n=65) of parents surveyed reported that the program helped their child's math skills improve.

Student Survey Results

- 88% (n=59) of students surveyed like the Boys & Girls Club 21st Century Community Learning Centers Program.
- 70% (n=47) of students surveyed reported that their overall behavior has improved because of the Boys & Girls Club 21st Century Community Learning Centers Program.
- 78% (n=52) of the students surveyed reported that the program helped them complete and turn-in their homework on time.
- 75% (n=50) of students surveyed reported that they are doing better in school since they started attending Boys & Girls Club 21st Century Community Learning Centers Program.
- 70% (n=47) of students surveyed reported that they feel better about themselves because of the Boys & Girls Club 21st Century Community Learning Centers Program.
- 87% (n=58) of the students surveyed reported that they have made new friends because of the Boys & Girls Club 21st Century Community Learning Centers Program.

Final Recommendations

There is a growing need for quality afterschool programs. The Boys & Girls Clubs of Greater Augusta have had a positive impact on the youth it serves by focusing on the academic, social, and behavioral needs of the students. BGCGA has implemented quality programming by aligning the afterschool program with the school day and mindfully incorporating healthy lifestyle education. Overall the 21st CCLC grant was implemented as planned. Both parents and students reported that they were satisfied with the program.

BGCGA effectively implemented three out of four Goal 1 Objectives.


In an effort to continue providing a quality program, the following is recommended.

- Continue working with a data team that reviews all required 21st CCLC data every nine weeks. Data team should include the data clerk, club director and program director.
- Consider inviting staff to the data team meeting to present their data and the plan for increasing knowledge/fitness.
- Continue to collaborate with superintendent, principals, and school day teachers to identify current trends in academics and behavior that need to be addressed.
- Continue to offer programming that is exciting and fun to the students while at the same time addresses 21st Century skills and trends.

BGCGA effectively implemented both Goal 2 objectives. This is the second year Objective 2.1 was met and the 3rd year Objective 2.2 was met.

In an effort to continue implementing a successful program, the following is recommended.

- Continue to review data with the data team to monitor and plan accordingly. Consider offering the program a second time if necessary.
- Help students set individual goals for Fitnessgram. Post the goals where students can see them so they are reminded of the importance of a healthy body. The pre and post activities could be presented in a field day format to make participation more appealing.
- Continue to involve parents by incorporating healthy lifestyles information in newsletters and family activities in order to educate parents/families on the importance of incorporating healthy behaviors in everyday life.



BGCGA effectively implemented all three of the Goal 3 Objectives. This is the 3rd year Objective 3.1 Increase Knowledge of Conflict Resolution Techniques was met. Goal 3 Objective 3.2 Increase Civic Engagement continues to be a challenge and was not met again this year. However, the number of students participating in civic engagement activities has increased each year [FY21 12% (n=12), FY22 61% (n=65), FY23 70% (n=126)]. Finally, Objective 3.3 Increased Knowledge in Self and Social Management was met at 91% (n=20) which is a higher percentage from FY22 at 86% (n=56) but a smaller number of students participated.

In an effort to continue implementing a successful program, the following is recommended.

- Continue to give students a voice and a choice by allowing them to decide on the service projects for the year.
- Create a list of leadership opportunities for students to sign-up for to get them involved in each service project.



BGCGA effectively implemented both of the Goal 4 objectives. This is the 3rd time in four years (FY20, FY22 and FY23) that Objective 4.1 Family Participation was met and the second time Objective 4.2 Family Volunteering was met (FY21 and FY23).

In an effort to continue implementing a successful program, the following is recommended.

- Continue to survey families at the beginning of the year to find out interests and needs. Use the results to plan activities and volunteer opportunities.
- At the beginning of the year, encourage parents to schedule a time to share a skill or talent. They could present to a class, large group or at a parent event.
- Plan a quarterly Open House and display student work and accomplishments.

