


© Copyright 2008, TL elektronik
Non TSO approved

INTEGRA EMS TL-6724 USER MANUAL



TL ELEKTRONIK INC.

TL elektronik
Airport, Building 125
503 41 Hradec Kralove
Czech Republic

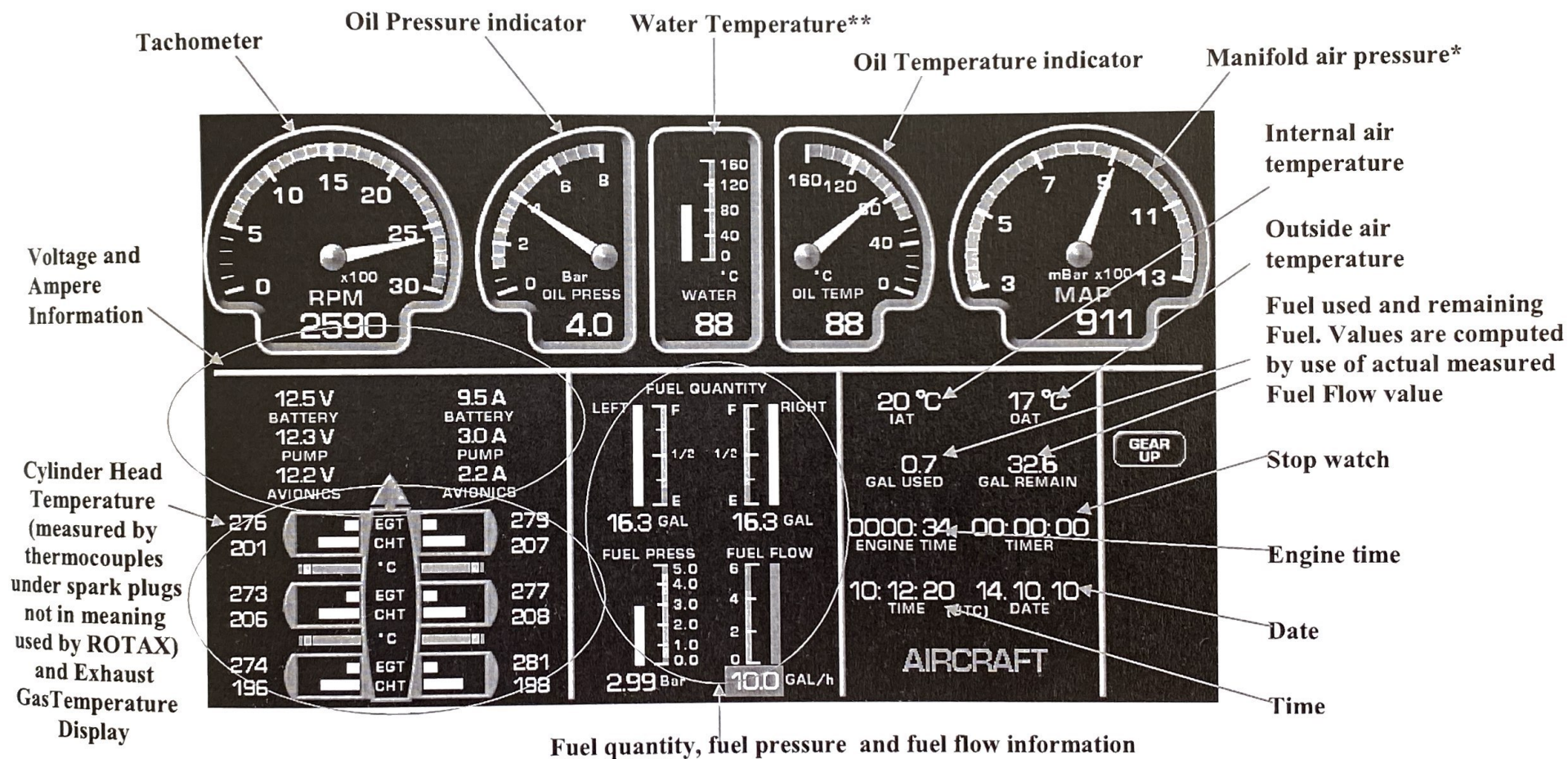
Integra Operation

Description of complete EMS

TLELEKTRONIC

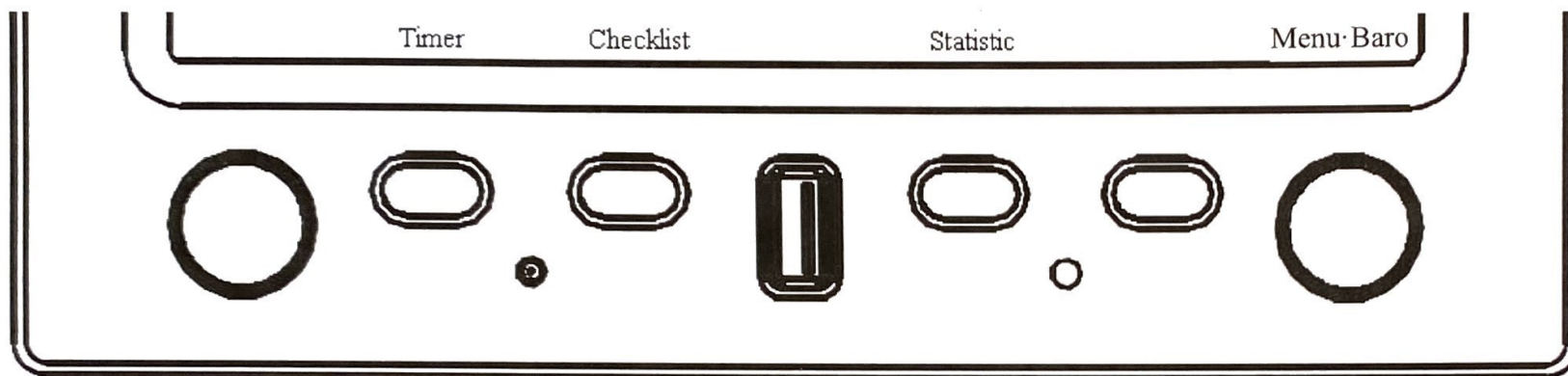
* and ** Further description on next page

Description of complete EMS



Buttons description

There are 3 function buttons – Timer, Checklist and Statistic and 1 knob – Menu·Baro.



Buttons description

Integra Menu

To enter a menu just press right knob with the Menu Label. Turn the knob to scroll through the menu titles then press the knob when the title is highlighted. Select the **Back Arrow** symbol to return to the previous menu or screen. Each Menu has an **EXIT MENU** title at the bottom. Press to select and exit the menu.

- **MENU-BARO**
 - *Brightness*
 - *Checklist*
 - *Statistic*
 - *Entertainment*
 - *Enter to Setup*
 - *Power Off*
 - *About*
 - *Exit Menu*

Brightness

Instruction is therein before (page 27).