



# Watran

LIGHTING AND POWER TECHNOLOGIES, LLC

Tel: 972-624-5000

7101 Whisperfield Dr, Plano, TX, 75024  
E-mail: paul@lightingandpowertech.com  
Website: www.lightingandpowertech.com

## CONSTANT VOLTAGE LED DRIVER **SLIM SERIES**



# SLIM CONSTANT VOLTAGE LED DRIVER (0-10V DIMMING)

SELV IP67 Type HL Class P



## Product Feature

- ▶ Input voltage: 100~277VAC.
- ▶ Protection: SCP, OCP, OLP, OTP.
- ▶ Constant voltage output. 0-10V dimmable, can dim to off.
- ▶ Aluminum housing, fire proof.
- ▶ Fully potting inside, water proof and prevent bugs.
- ▶ Comply with UL safety standard.
- ▶ Independent installation, use in dry/damp/wet locations.

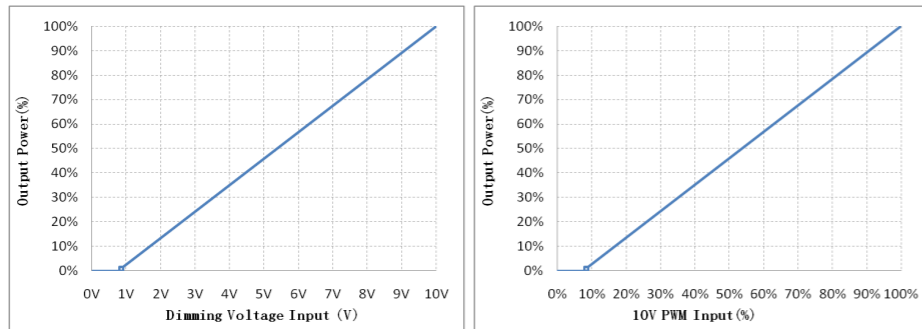
## Applications

- ▶ Cove Lighting in hotel and residential.
- ▶ Landscape Lighting.
- ▶ Outdoor LED strip.
- ▶ Signage.

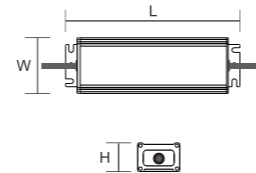
## Implementation Standards

WITHSTAND VOLTAGE	I/P-O/P:3.75KVAC, I/P-FG:1.875KVAC; O/P-FG:0.5KVAC, 60S (leakage<10mA)
SURGE PROTECTION	L-N: 6kV, L/N-G:6kV
SAFETY	UI8750, IEC61347-1, IEC61347-2-13
EMC	ANSI.C63.4:2009 Class B, IEC61000-3-2, CISPR15;IEC61547

## Dimming Feature



Power	30-250W
Anti Surge	6KV
Material	Aluminum Case
Output Wire	Rubber Cable
Ta	-40°C~50°C
Tc	90°C
Service Life	50000h



Power	Model	Input	Output Voltage	Output Current	Tol	PF(λ)	Efficiency	LxWxH (mm)	Certification
30W	HQLPV30/123/12P/D10E3-UL	100~277VAC	12V	2.5A Max.	±5%	≥0.95	83%	250×30×21	UL
	HQLPV30/123/24P/D10E3-UL		24V	1.25A Max.					
	HQLPV30/123/36P/D10E3-UL		36V	0.83A Max.					
	HQLPV30/123/48P/D10E3-UL		48V	0.625A Max.					
60W	HQLPV60/123/12P/D30E2-UL	100~277VAC	12V	5A Max.	±5%	≥0.95	86%	234×45×26	UL
	HQLPV60/123/24P/D30E2-UL		24V	2.5A Max.					
	HQLPV60/123/36P/D30E2-UL		36V	1.67A Max.					
	HQLPV60/123/48P/D30E2-UL		48V	1.25A Max.					
100W	HQLPV100/123/12P/D30E1-UL	100~277VAC	12V	8.33A Max.	±5%	≥0.95	88%	330×45×26	UL
	HQLPV100/123/24P/D30E1-UL		24V	4.17A Max.					
	HQLPV100/123/36P/D30E1-UL		36V	2.78A Max.					
	HQLPV100/123/48P/D30E1-UL		48V	2.08A Max.					
150W	HQLPV150/123/12P/D30E1-UL	100~277VAC	12V	12.5A Max.	±5%	≥0.95	90%	359×45×26	UL
	HQLPV150/123/24P/D30E1-UL		24V	6.25A Max.					
	HQLPV150/123/36P/D30E1-UL		36V	4.17A Max.					
	HQLPV150/123/48P/D30E1-UL		48V	3.125A Max.					
250W	HQLPV250/123/24P/D30E1-UL	100~277VAC	24V	10.4A Max.	±5%	≥0.95	90%	414×45×26	UL
	HQLPV250/123/36P/D30E1-UL		36V	6.94A Max.					
	HQLPV250/123/48P/D30E1-UL		48V	5.21A Max.					

# SLIM CONSTANT VOLTAGE LED DRIVER (Non-dimmable)

SELV IP67 Type HL Class P



## Product Feature


- ▶ Input voltage: 100~277VAC.
- ▶ Protection: SCP, OCP, OLP, OTP.
- ▶ Constant voltage output.
- ▶ Aluminum housing, fire proof.
- ▶ Fully potting inside, water proof and prevent bugs.
- ▶ Comply with UL safety standard.
- ▶ Independent installation, use in dry/damp/wet locations.

## Applications

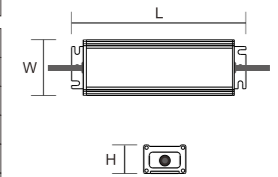
- ▶ Cove Lighting in hotel and residential.
- ▶ Landscape Lighting.
- ▶ Outdoor LED strip.
- ▶ Signage.

## Implementation Standards

WITHSTAND VOLTAGE	I/P-O/P:3.75KVAC, I/P-FG:1.875KVAC; O/P-FG:0.5KVAC, 60S (leakage<10mA)
SURGE PROTECTION	L-N: 6kV, L/N-G:6kV
SAFETY	UI8750, IEC61347-1, IEC61347-2-13
EMC	ANSI.C63.4:2009 Class B, IEC61000-3-2, CISPR15 IEC61547



Power	30-250W
Anti Surge	6KV
Material	Aluminum Case
Output Wire	Rubber Cable
Ta	-40°C~50°C
Tc	90°C
Service Life	50000h



Power	Model	Input	Output Voltage	Output Current	Tol	PF(λ)	Efficiency	LxWxH (mm)	Certification
30W	HQLPV30/123/12/D10E3-UL	100~277VAC	12V	2.5A Max.	±5%	≥0.95	83%	250×30×21	UL
	HQLPV30/123/24/D10E3-UL		24V	1.25A Max.					
	HQLPV30/123/36/D10E3-UL		36V	0.83A Max.					
	HQLPV30/123/48/D10E3-UL		48V	0.625A Max.					
60W	HQLPV60/123/12/D30E2-UL	100~277VAC	12V	5A Max.	±5%	≥0.95	86%	234×45×26	UL
	HQLPV60/123/24/D30E2-UL		24V	2.5A Max.					
	HQLPV60/123/36/D30E2-UL		36V	1.67A Max.					
	HQLPV60/123/48/D30E2-UL		48V	1.25A Max.					
100W	HQLPV100/123/12/D30E1-UL	100~277VAC	12V	8.33A Max.	±5%	≥0.95	88%	330×45×26	UL
	HQLPV100/123/24/D30E1-UL		24V	4.17A Max.					
	HQLPV100/123/36/D30E1-UL		36V	2.78A Max.					
	HQLPV100/123/48/D30E1-UL		48V	2.08A Max.					
150W	HQLPV150/123/12/D30E1-UL	100~277VAC	12V	12.5A Max.	±5%	≥0.95	90%	359×45×26	UL
	HQLPV150/123/24/D30E1-UL		24V	6.25A Max.					
	HQLPV150/123/36/D30E1-UL		36V	4.17A Max.					
	HQLPV150/123/48/D30E1-UL		48V	3.125A Max.					
250W	HQLPV250/123/24/D30E1-UL	100~277VAC	24V	10.4A Max.	±5%	≥0.95	90%	414×45×26	UL
	HQLPV250/123/36/D30E1-UL		36V	6.94A Max.					
	HQLPV250/123/48/D30E1-UL		48V	5.21A Max.					