


# SHADE COLLECTION

Our SHADE collection includes umbrellas and canopies proven to stand to the test of time. All items are made for the outdoors and are customizable. Whether you need a complimenting umbrella for our seating collection, or a larger stand-alone canopy, our shade collection offer comfort and durability for all traffic areas.

## SHADE A



## SHADE E



## XZONE





## OSYSTEM



# SHADE "A"






SHADE A features a rounded umbrella. The structure is a white lacquered aluminum with a white micro mesh fabric. The canopy is off-set, therefore making it easier to adjust to the sun's movement over the course of the day.

Width	Height	Item Code	Weight
W 70 9/10" 	H 82 7/10" 	A/SHUM	132 lbs

## BASE TYPE

### VARNISHED STEEL BASE

-  Circular Base ITEM CODE: A/SHAC.C
-  Star Base ITEM CODE: A/SHAC.S
-  Peace Sign Base ITEM CODE: A/SHAC.P

## ADDITIONAL OPTIONS








Can also be attached to SIT IN bench. See SIT IN for more information.

*\*\*All stated dimensions are approximate*

# SHADE "E"



Our SHADE "E" umbrellas are made with an anodized aluminum pole, ribs, struts, hub and finial. All repairable construction, stainless steel hardware.

Height (H)	Width (W)	Item Code	Product Weight
<b>SQUARE UMBRELLA</b>			
H 95"	 6 1/2 ft sq	E/SHUM.SQ	15 lbs
<b>HEXAGON UMBRELLA</b>			
H 94"	 8 1/2 ft hex	E/SHUM.HEX	19 lbs
<b>BASES</b>			
H 14 1/2"	 24" dia	E/SHUMB.55	55 lbs
H 15"	 24" dia	E/SHUMB.105	105 lbs
H 14 1/2"	 24" sq	E/SHUMB.65	65 lbs

*Do not place base on moveable or lifted bases, bases with wheels, sloped floor of any unstable ground. If you need to place the umbrella on a sloped ground/floor, it need to be anchored.*

## AWNING STYLE

### O'Bravia Awning commercial grade canopy

Single vent in canopy include, Pocket-less canopy attachment



BLACK



CIRCUS RED



KHAKI

## BASE FINISHES

### E-COATED POWDER COAT

Holds up to 2" diameter pole



TEXTURED CHARCOAL

Round Bases Only



TEXTURED BRONZE

Round Bases Only



TEXTURED BLACK







All Bases

*\*\*All stated dimensions are approximate*

# XZONE



XZone is a versatile and ecofriendly modular system, suitable to define spaces of different sizes. Born from the idea of a domestic gazebo, it can be utilized in an urban context with diverse functions. Made with aluminum with several awning options available.

Length (L)	Height (H) Depth (D)	Type Of Awning	Item Code	Product Weight
 L 118 1/10"	H 94 1/2" D 118 1/10"	Fixed	A/XZ.SF	99.2 lbs
 L 118 1/10"	H 94 1/2" D 118 1/10"	Fixed with Blinds	A/XZ.SB	99.2 lbs
 L 118 1/10"	H 94 1/2" D 118 1/10"	Swinging	A/XZ.SS	99.2 lbs
 L 315"	H 94 1/2" D 118 1/10"	Fixed	A/XZ.DF	114.6 lbs
 L 315"	H 94 1/2" D 118 1/10"	Fixed with Blinds	A/XZ.DB	114.6 lbs
 L 315"	H 94 1/2" D 118 1/10"	Swinging	A/XZ.DS	114.6 lbs

## BASE TYPE



**BOLT DOWN (standard)**



**PLATFORM**

ITEM CODE: A/XZACP

## FINISH STYLE

### POWDER COAT

textured white RAL #9010 (no minimums)  
other RAL colors available (10 items minimum)

*\*\*All stated dimensions are approximate*

# QSYSTEM



QZone is an ideal system to define spaces of different dimensions. It is characterized by a cubic structure, made of aluminum profiles to create an essential design that alternates geometry and empty spaces.

Length (L)	Height (H) Depth (D)	Type Of Awning	Item Code	Product Weight
L 94 1/2"	H 94 1/2" D 94 1/2"	Horizontal	A/QSHOZ	110 lbs
L 94 1/2"	H 94 1/2" D 94 1/2"	Fixed with blinds	A/QSFIX	114.4 lbs
L 94 1/2"	H 94 1/2" D 94 1/2"	Foldable	A/QSFOL	132 lbs
L 94 1/2"	H 94 1/2" D 94 1/2"	Aluminum Sunblades	A/QSALU	264 lbs

## STYLE OPTIONS



**BOLT DOWN (standard)**



**PLATFORM**

ITEM CODE: A/QSACP

## FINISH STYLE

### POWDER COAT

textured white RAL #9010 (no minimums)  
other RAL colors available (10 items minimum)

*\*\*All stated dimensions are approximate*