

# LOCO COLLECTION

Designed as street furniture for all public and private waiting areas, outdoors, indoors, anywhere; all products in the collection complete and enrich any seating arrangement. The LOCO system takes its shape from a design concept that is unique and customizable. Basic or accessorized; neutral or personalized; make this collection yours with numerous add-ons according to the location and function.

## BENCHES



LOCO A



LOCO B



LOCO C



LOCO D

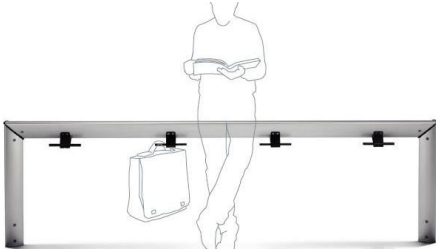
## SIGNAGE



## PLANTER & BOLLARD



## QUICK WAIT & WIFI STATION



## PICNIC



## LITTER



## BIKE RACK



## ACCESSORIES



# LOCO "A"



LOCO A features two curved back slats and two curved seat slats giving the bench a pleasant ergonomic feel, effortlessly inviting you to have a seat. Create a bench for your space with the numerous options available.

Length (L)	Height (H) Depth (D)	Item Code	Product Weight	Capacity
L 47 1/5"	H 31 1/10" D 23 3/5"	A/LOBEA.02.S	99.2 lbs	2
	H 31 1/10" D 43 3/10"	A/LOBEA.04.D	154.3 lbs	4
L 70 9/10"	H 31 1/10" D 23 3/5"	A/LOBEA.03.S	132.3 lbs	3
	H 31 1/10" D 43 3/10"	A/LOBEA.06.D	209.4 lbs	6
L 94 1/2"	H 31 1/10" D 23 3/5"	A/LOBEA.04.S	154.3 lbs	4
	H 31 1/10" D 43 3/10"	A/LOBEA.08.D	264.6 lbs	8
L 118 1/10"	H 31 1/10" D 23 3/5"	A/LOBEA.05.S	187.4 lbs	5
	H 31 1/10" D 43 3/10"	A/LOBEA.10.D	319.7 lbs	10
L 141 7/10"	H 31 1/10" D 23 3/5"	A/LOBEA.06.S	253.5 lbs	6
	H 31 1/10" D 43 3/10"	A/LOBEA.12.D	418.9 lbs	12
L 165 2/5"	H 31 1/10" D 23 3/5"	A/LOBEA.07.S	286.6 lbs	7
	H 31 1/10" D 43 3/10"	A/LOBEA.14.D	474 lbs	14
L 189"	H 31 1/10" D 23 3/5"	A/LOBEA.08.S	308.6 lbs	8
	H 31 1/10" D 43 3/10"	A/LOBEA.16.D	529.1 lbs	16
L 212 3/5"	H 31 1/10" D 23 3/5"	A/LOBEA.09.S	352.7 lbs	9
	H 31 1/10" D 43 3/10"	A/LOBEA.18.D	595.5 lbs	18
L 236 1/5"	H 31 1/10" D 23 3/5"	A/LOBEA.10.S	374.8 lbs	10
	H 31 1/10" D 43 3/10"	A/LOBEA.20.D	639.3 lbs	20

## SEATING PREFERENCE



SINGLE SIDED



DOUBLE SIDED

LOCO features a bridge clasp that allows the seating elements to be applied to one side only, with the option of adding another bench on the opposite side at a later time if desired.

## BASE TYPE



BOLT DOWN



ANGLED

ITEM CODE: A/LOACF.A



STRAIGHT

ITEM CODE: A/LOACF.S

## FINISH STYLE



### ANODIZED ALUMINUM & POWDER COAT

May choose a different anodized finish (10 items minimum)

Powder coat options:

textured white RAL #9010 (no minimums)

other RAL colors available (10 items minimum)



### LAMINATE

Choose a laminate by Abet Laminati

from Material Exterior Grade (MEG)

[www.abetlaminati.com](http://www.abetlaminati.com)



### FOREX

Customize it! We can print your graphics on outdoor FOREX material, either to match your surroundings or use for advertising. Replace and reuse graphics as needed.

## ACCESSORIES (pages 12-13)

\*\*All stated dimensions are approximate

# LOCO "B"



LOCO B features one curved back slat and two curved seat slats which allows for a deeper seat and added comfort. Create a bench for your space with the numerous options available.

Length (L)	Height (H) Depth (D)	ITEM CODE	Product Weight	Capacity
L 47 1/5"	H 31 1/10" D 23 3/5"	A/LOBEB.02.S	87.4 lbs	2
	H 31 1/10" D 43 3/10"	A/LOBEB.04.D	130.7 lbs	4
L 70 9/10"	H 31 1/10" D 23 3/5"	A/LOBEB.03.S	114.6 lbs	3
	H 31 1/10" D 43 3/10"	A/LOBEB.06.D	174 lbs	6
L 94 1/2"	H 31 1/10" D 23 3/5"	A/LOBEB.04.S	130.7 lbs	4
	H 31 1/10" D 43 3/10"	A/LOBEB.08.D	217.4 lbs	8
L 118 1/10"	H 31 1/10" D 23 3/5"	A/LOBEB.05.S	157.9 lbs	5
	H 31 1/10" D 43 3/10"	A/LOBEB.10.D	260.7 lbs	10
L 141 7/10"	H 31 1/10" D 23 3/5"	A/LOBEB.06.S	218.1 lbs	6
	H 31 1/10" D 43 3/10"	A/LOBEB.12.D	348.1 lbs	12
L 165 2/5"	H 31 1/10" D 23 3/5"	A/LOBEB.07.S	245.2 lbs	7
	H 31 1/10" D 43 3/10"	A/LOBEB.14.D	391.2 lbs	14
L 189"	H 31 1/10" D 23 3/5"	A/LOBEB.08.S	261.4 lbs	8
	H 31 1/10" D 43 3/10"	A/LOBEB.16.D	434.7 lbs	16
L 212 3/5"	H 31 1/10" D 23 3/5"	A/LOBEB.09.S	299.5 lbs	9
	H 31 1/10" D 43 3/10"	A/LOBEB.18.D	488.8 lbs	18
L 236 1/5"	H 31 1/10" D 23 3/5"	A/LOBEB.10.S	315.8 lbs	10
	H 31 1/10" D 43 3/10"	A/LOBEB.20.D	521.3 lbs	20

## SEATING PREFERENCE



SINGLE SIDED



DOUBLE SIDED

LOCO features a bridge clasp that allows the seating elements to be applied to one side only, with the option of adding another bench on the opposite side at a later time if desired.

## BASE TYPE



BOLT DOWN



ANGLED

ITEM CODE: A/LOACF.A



STRAIGHT

ITEM CODE: A/LOACF.S

## FINISH STYLE




### ANODIZED ALUMINUM & POWDER COAT

May choose a different anodized finish (10 items minimum)

Powder coat options:

textured white RAL #9010 (no minimums)

other RAL colors available (10 items minimum)



### LAMINATE

Choose a laminate by Abet Laminati

from Material Exterior Grade (MEG)

[www.abetlaminati.com](http://www.abetlaminati.com)



### FOREX

Customize it! We can print your graphics on outdoor FOREX material, either to match your surroundings or use for advertising. Replace and reuse graphics as needed.

## ACCESSORIES (pages 12-13)

\*\*All stated dimensions are approximate

# LOCO "C"



LOCO C features one flat back slat and two flat seat slats for a more traditional look, including a deep seat to accommodate anyone. Create a bench for your space with the numerous options available.

Length (L)	Height (H) Depth (D)	ITEM CODE	Product Weight	Capacity
L 47 1/5"	H 31 1/10" D 23 3/5"	A/LOBEC.02.S	87.4 lbs	2
	H 31 1/10" D 43 3/10"	A/LOBEC.04.D	130.7 lbs	4
L 70 9/10"	H 31 1/10" D 23 3/5"	A/LOBEC.03.S	114.6 lbs	3
	H 31 1/10" D 43 3/10"	A/LOBEC.06.D	174 lbs	6
L 94 1/2"	H 31 1/10" D 23 3/5"	A/LOBEC.04.S	130.7 lbs	4
	H 31 1/10" D 43 3/10"	A/LOBEC.08.D	217.4 lbs	8
L 118 1/10"	H 31 1/10" D 23 3/5"	A/LOBEC.05.S	157.9 lbs	5
	H 31 1/10" D 43 3/10"	A/LOBEC.10.D	260.7 lbs	10
L 141 7/10"	H 31 1/10" D 23 3/5"	A/LOBEC.06.S	218.1 lbs	6
	H 31 1/10" D 43 3/10"	A/LOBEC.12.D	348.1 lbs	12
L 165 2/5"	H 31 1/10" D 23 3/5"	A/LOBEC.07.S	245.2 lbs	7
	H 31 1/10" D 43 3/10"	A/LOBEC.14.D	391.2 lbs	14
L 189"	H 31 1/10" D 23 3/5"	A/LOBEC.08.S	261.4 lbs	8
	H 31 1/10" D 43 3/10"	A/LOBEC.16.D	434.7 lbs	16
L 212 3/5"	H 31 1/10" D 23 3/5"	A/LOBEC.09.S	299.5 lbs	9
	H 31 1/10" D 43 3/10"	A/LOBEC.18.D	488.8 lbs	18
L 236 1/5"	H 31 1/10" D 23 3/5"	A/LOBEC.10.S	315.8 lbs	10
	H 31 1/10" D 43 3/10"	A/LOBEC.20.D	521.3 lbs	20

## SEATING PREFERENCE



SINGLE SIDED



DOUBLE SIDED

LOCO features a bridge clasp that allows the seating elements to be applied to one side only, with the option of adding another bench on the opposite side at a later time if desired.

## BASE TYPE



BOLT DOWN



ANGLED

ITEM CODE: A/LOACF.A



STRAIGHT

ITEM CODE: A/LOACF.S

## FINISH STYLE



### ANODIZED ALUMINUM & POWDER COAT

May choose a different anodized finish (10 items minimum)

Powder coat options:

textured white RAL #9010 (no minimums)

other RAL colors available (10 items minimum)



### LAMINATE

Choose a laminate by Abet Laminati

from Material Exterior Grade (MEG)

[www.abetlaminati.com](http://www.abetlaminati.com)



### FOREX

Customize it! We can print your graphics on outdoor FOREX material, either to match your surroundings or use for advertising. Replace and reuse graphics as needed.

## ACCESSORIES (pages 12-13)

\*\*All stated dimensions are approximate

# LOCO "D"



LOCO D features a backless design and flat seat slats allowing for seating access from virtually any direction, establishing it as a great gathering spot. Create a bench for your space with the numerous options available.

Length (L)	Height (H) Depth (D)	ITEM CODE	Product Weight	Capacity
L 47 1/5"	H 17 1/16" D 24 2/5"	A/LOBED.02.S	88.2 lbs	2
	H 17 1/16" D 40 3/5"	A/LOBED.04.D	110.2 lbs	4
L 70 9/10"	H 17 1/16" D 24 2/5"	A/LOBED.03.S	110.2 lbs	3
	H 17 1/16" D 40 3/5"	A/LOBED.06.D	176.4 lbs	6
L 94 1/2"	H 17 1/16" D 24 2/5"	A/LOBED.04.S	132.3 lbs	4
	H 17 1/16" D 40 3/5"	A/LOBED.08.D	187.4 lbs	8
L 118 1/10"	H 17 1/16" D 24 2/5"	A/LOBED.05.S	154.3 lbs	5
	H 17 1/16" D 40 3/5"	A/LOBED.10.D	220.5 lbs	10
L 141 7/10"	H 17 1/16" D 24 2/5"	A/LOBED.06.S	198.4 lbs	6
	H 17 1/16" D 40 3/5"	A/LOBED.12.D	286.6 lbs	12
L 165 2/5"	H 17 1/16" D 24 2/5"	A/LOBED.07.S	220.5 lbs	7
	H 17 1/16" D 40 3/5"	A/LOBED.14.D	330.7 lbs	14
L 189"	H 17 1/16" D 24 2/5"	A/LOBED.08.S	242.5 lbs	8
	H 17 1/16" D 40 3/5"	A/LOBED.16.D	352.7 lbs	16
L 212 3/5"	H 17 1/16" D 24 2/5"	A/LOBED.09.S	275.6 lbs	9
	H 17 1/16" D 40 3/5"	A/LOBED.18.D	396.8 lbs	18
L 236 1/5"	H 17 1/16" D 24 2/5"	A/LOBED.10.S	286.6 lbs	10
	H 17 1/16" D 40 3/5"	A/LOBED.20.D	429.9 lbs	20

## SEATING PREFERENCE



SINGLE SIDED



DOUBLE SIDED

## BASE TYPE



BOLT DOWN



ANGLED

ITEM CODE: A/LOACF.A



STRAIGHT

ITEM CODE: A/LOACF.S

## FINISH STYLE



### ANODIZED ALUMINUM & POWDER COAT

May choose a different anodized finish (10 items minimum)  
Powder coat options:  
textured white RAL #9010 (no minimums)  
other RAL colors available (10 items minimum)



### LAMINATE

Choose a laminate by Abet Laminati  
from Material Exterior Grade (MEG)  
www.abetlaminati.com



### FOREX

Customize it! We can print your graphics on  
outdoor FOREX material, either to match your surroundings or  
use for advertising. Replace and reuse graphics as needed.

## ACCESSORIES (pages 12-13)

\*\*All stated dimensions are approximate

# LOCO "SIGNAGE"



LOCO signage features products such as directional signs, people movers and informational spots which provide clarification via a simple system that is fully customizable.

Length (L)	Height (H) Depth (D)	Item Code	Product Weight	Signage Capacity
<b>TOTEM</b>				
L 8 1/10"	H 63" D 2"	A/LOSIT	15.4 lbs	1 Slot
<b>VERTICAL SIGN</b>				
L 31 1/2"	H 102 2/5" D 4 3/10"	A/LOSIV.31	55.1 lbs*	1 to 8 slats
L 47 1/5"	H 102 2/5" D 4 3/10"	A/LOSIV.47	88.2 lbs*	1 to 8 slats
<b>HORIZONTAL SIGN</b>				
L 47 1/5"	H 35 2/5" D 4 3/10"	A/LOSIH.47	52.9 lbs*	1 to 4 slats
L 70 9/10"	H 35 2/5" D 4 3/10"	A/LOSIH.70	72.8 lbs*	1 to 4 slats
L 94 1/2"	H 35 2/5" D 4 3/10"	A/LOSIH.94	92.6 lbs*	1 to 4 slats
L 118 1/10"	H 35 2/5" D 4 3/10"	A/LOSIH.118	110.2 lbs*	1 to 4 slats

\* Product weight depends on number of slats chosen.

## BASE TYPE



BOLT DOWN




OVAL (standard on totem)



CIRCULAR ITEM CODE: A/LOACF.C  
Available for all three

## FINISH STYLE

These signs are only one sided



### FOREX








Customize it! We can print your graphics on outdoor FOREX material, either to match your surroundings or use for advertising. Replace and reuse graphics as needed.

\*\*All stated dimensions are approximate

# LOCO "PLANTER" & "BOLLARD"




LOCO planters feature three distinct sizes to be used in either small areas to create an artistic element or used in larger spaces to control traffic. LOCO bollards are a simple and sleek design that complement the entire collection.

Length (L)	Height (H) Depth (D)	Item Code	Product Weight	Volume
<b>PLANTER</b>				
 L 23 2/5"	H 22 3/5" D 23 2/5" 	A/LOPL.23	61.6 lbs	68.6 gal
 L 32"	H 22 3/5" D 23 2/5" 	A/LOPL.32	70.4 lbs	87.2 gal
 L 48"	H 22 3/5" D 23 2/5" 	A/LOPL.48	90.2 lbs	105.7 gal
<b>BOLLARD</b>				
 L 4 1/10"	H 36" D 4 1/10"	A/LOBO	6.6 lbs	N/A

## BASE TYPE



**BOLT DOWN**



**STRAIGHT**      **ITEM CODE: A/LOACF.PL**  
Available for planter only

## FINISH STYLE



### PLANTER

Bronze powder coat is standard for container  
other RAL colors available (10 items minimum)

Natural anodized aluminum is standard for poles  
May choose a different anodized finish (10 items minimum)

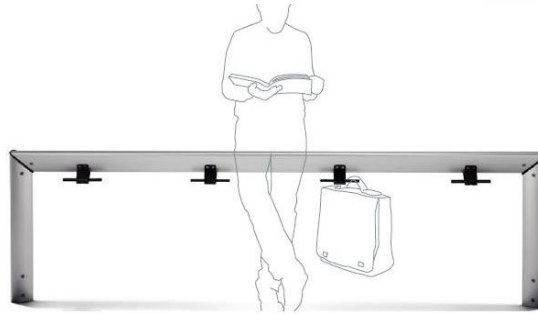
### BOLLARD

Natural Anodized Aluminum is standard  
May choose a different anodized finish (10 items minimum)









Powder coat options:  
other RAL colors available (10 items minimum)

\*\*All stated dimensions are approximate

# LOCO "QUICK WAIT" & "WIFI STATION"




LOCO WiFi set features a quick wait seating bar and a WiFi station table that may be used separately or in conjunction with each other to keep up with today's need of staying connected on the fly. Create a WiFi station with the numerous options available.

Length (L)	Height (H) Depth (D)	Item Code	Product Weight	Capacity
<b>QUICK WAIT (SEATING BAR)</b>				
 L 47 1/5"	H 28" D 4 3/10"	A/LOQW.47	13.2 lbs	2
 L 70 9/10"	H 28" D 4 3/10"	A/LOQW.70	17.6 lbs	4
 L 94 1/2"	H 28" D 4 3/10"	A/LOQW.94	22 lbs	6
 L 118 1/10"	H 28" D 4 3/10"	A/LOQW.118	26.5 lbs	8
<b>WIFI STATION (TABLE)</b>				
 L 47 1/5"	H 41 3/10" D 16 1/10"	A/LOWI.47	46.3 lbs	2 to 4
 L 70 9/10"	H 41 3/10" D 16 1/10"	A/LOWI.70	66.1 lbs	4 to 6
 L 94 1/2"	H 41 3/10" D 16 1/10"	A/LOWI.94	86 lbs	6 to 8
 L 118 1/10"	H 41 3/10" D 16 1/10"	A/LOWI.118	105.8 lbs	8 to 10

## BASE TYPE



BOLT DOWN



STRAIGHT

ITEM CODE: A/LOACF.WI

## FINISH STYLE



### ANODIZED ALUMINUM & POWDER COAT

May choose a different anodized finish (10 items minimum)  
Powder coat options:  
textured white RAL #9010 (no minimums)  
other RAL colors available (10 items minimum)



### LAMINATE

Choose a laminate by Abet Laminati  
from Material Exterior Grade (MEG)  
[www.abetlaminati.com](http://www.abetlaminati.com)



### FOREX

Customize it! We can print your graphics on  
outdoor FOREX material, either to match your surroundings or  
use for advertising. Replace and reuse graphics as needed.

## ACCESSORIES



BAGGAGE CLIP

ITEM CODE: A/LOACBC

\*\*All stated dimensions are approximate



# LOCO "PICNIC"



LOCO picnic welcomes small intimate groups to large parties. The different bench size allow for either a single picnic table with two single benches, or a continuous seating area using the double bench for back-to-back seating. Create a picnic setting for your space with the numerous options available.

Length (L)	Height (H) Depth (D)	Item Code	Product Weight	Capacity
<b>BENCH</b>				
L 47 1/5"	H 16 9/10" D 16 1/10"	A/LOPIB.02.S	55.1 lbs	2
	H 16 9/10" D 32 7/10"	A/LOPIB.04.D	77.2 lbs	4
L 70 9/10"	H 16 9/10" D 16 1/10"	A/LOPIB.03.S	77.2 lbs	3
	H 16 9/10" D 32 7/10"	A/LOPIB.06.D	99.2 lbs	6
L 94 1/2"	H 16 9/10" D 16 1/10"	A/LOPIB.04.S	99.2 lbs	4
	H 16 9/10" D 32 7/10"	A/LOPIB.08.D	121.3 lbs	8
L 118 1/10"	H 16 9/10" D 16 1/10"	A/LOPIB.05.S	121.3 lbs	5
	H 16 9/10" D 32 7/10"	A/LOPIB.10.D	143.3 lbs	10
<b>TABLE</b>				
L 47 1/5"	H 28 7/10" D 32 7/10"	A/LOPIT.02	88.2 lbs	2
L 70 9/10"	H 28 7/10" D 32 7/10"	A/LOPIT.03	110.2 lbs	3
L 94 1/2"	H 28 7/10" D 32 7/10"	A/LOPIT.04	132.3 lbs	4
L 118 1/10"	H 28 7/10" D 32 7/10"	A/LOPIT.05	154.3 lbs	5

## SEATING OPTIONS



**STAND ALONE**  
Use single bench (D 16 9/10")



**CONTINUOUS**  
Use double bench (D 32 7/10")

## BASE TYPE



**BOLT DOWN**



**STRAIGHT**

**ITEM CODE: A/LOACF.PT**

## FINISH STYLE



**ANODIZED ALUMINUM & POWDER COAT**  
May choose a different anodized finish (10 items minimum)  
Powder coat options:  
other RAL colors available (10 items minimum)



**LAMINATE**  
Choose a laminate by Abet Laminati  
from Material Exterior Grade (MEG)  
[www.abetlaminati.com](http://www.abetlaminati.com)







**FOREX**  
Customize it! We can print your graphics on outdoor FOREX material, either to match your surroundings or use for advertising. Replace and reuse graphics as needed.

\*\*All stated dimensions are approximate

# LOCO "LITTER"



LOCO litter gives the option of a space saving wall mount or a standalone litter system that is compact and can also be used as a recycling center.

Length (L)	Height (H) Depth (D)	Item Code	Feature	Product Weight	Volume
<b>ALUMINUM SUPPORT</b>					
 L 14 1/5"	H 21 3/10" D 14 1/5"	A/LOLA.01.S	One Bin	35.3 lbs	21.1 gal
 L 14 1/5"	H 21 3/10" D 14 1/5"	A/LOLA.02.S	Two Bins	44.1 lbs	21.1 gal
 L 35 2/5"	H 21 3/10" D 35 2/5"	A/LOLA.03.S	Three Bins	88.2 lbs	21.1 gal
<b>WALL MOUNTED BIN</b>					
 L 14 1/5"	H 21 3/10" D 14 1/5"	A/LOLW.S	One Bin	26.5 lbs	18.5 gal

## BASE TYPE



BOLT DOWN



CIRCULAR

ITEM CODE: A/LOACF.LI



WALL MOUNT

ITEM CODE: A/LOACWM

Does not include aluminum pole

## FINISH STYLE



### ANODIZED ALUMINUM & POWDER COAT

Bronze powder coat is standard for container  
other RAL colors available (10 items minimum)

Natural anodized aluminum is standard for poles  
May choose a different anodized finish (10 items minimum)

## ACCESSORIES



COVER

ITEM CODE: A/LOACLI.C



ASH TRAY



















ITEM CODE: A/LOACLI.AT

\*\*All stated dimensions are approximate

# LOCO "BIKE RACK"



LOCO Bike Rack features a rear tire locking system, which dependant on the length selected can hold up to 20 bikes, creating the perfect bike parking facility anywhere.

Length (L)	Height (H) Depth (D)	Item Code	Product Weight	Bike Capacity
 L 47 1/5"	H 11 4/5" D 17 7/10" 	A/LOBR.04	99.2 lbs	4
 L 70 9/10"	H 11 4/5" D 17 7/10" 	A/LOBR.06	154.3 lbs	6
 L 94 1/2"	H 11 4/5" D 17 7/10" 	A/LOBR.08	132.3 lbs	8
 L 118 1/10"	H 11 4/5" D 17 7/10" 	A/LOBR.10	209.4 lbs	10
 L 141 7/10"	H 11 4/5" D 17 7/10" 	A/LOBR.12	154.3 lbs	12
 L 165 2/5"	H 11 4/5" D 17 7/10" 	A/LOBR.14	264.6 lbs	14
 L 189"	H 11 4/5" D 17 7/10" 	A/LOBR.16	187.4 lbs	16
 L 212 3/5"	H 11 4/5" D 17 7/10" 	A/LOBR.18	319.7 lbs	18
 L 236 1/5"	H 11 4/5" D 17 7/10" 	A/LOBR.20	253.5 lbs	20

## BASE TYPE



BOLT DOWN

## FINISH STYLE



### ANODIZED ALUMINUM & POWDER COAT

Natural anodized aluminum is standard.  
May choose a different anodized finish (10 rack minimum)

Powder coat options for circles:  
textured red RAL #3002 (no minimums)  
other RAL colors available (10 ring minimum)

\*\*All stated dimensions are approximate

# LOCO "ACCESSORIES"






SIDE LITTER



SIDE TABLE



ARM

	Height (H) Depth (D)	Item Code	Product Weight	Volume
<b>SIDE LITTER</b>				
	H 13 3/5" D 14 1/5" W 14 1/5"	A/LOACSLI	17.6 lbs	11.9 gal
<b>SIDE TABLE</b>				
	D 17 7/10" W 17 7/10"	A/LOACST	11 lbs	N/A
<b>ARM</b>				
	H 7 4/5" D 1 3/5"	A/LOACARM	N/A	N/A


## LITTER & TABLE OPTION



Single Litter      Double Litter      Single Table      Double Table

Can have one or two per bench. You may also mix and match with a table on one end of the bench, and a litter bin on the other end. Compatible with all LOCO benches

## ARM OPTION



Available for all LOCO benches of all sizes. A great option for outdoor use to discourage activities other than sitting. We recommend a distance of 2 feet per arm

## FINISH STYLE FOR ALL PRODUCTS



### POWDER COAT

Bronze powder coat is standard  
other RAL colors available (10 items minimum)

\*\*All stated dimensions are approximate




# LOCO "ACCESSORIES"



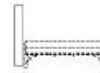
VERTICAL SIGN



HORIZONTAL SIGN

	Height (H) Depth (D) Width (W)	Item Code	Product Weight
<b>VERTICAL SIGN</b>			
	H 70 9/10" D 11 4/5" W 3 9/10"	A/LOACVS	8.8 lbs
<b>HORIZONTAL SIGN</b>			
	H 11 4/5" D 3 9/10" W 70 9/10"	A/LOACHS.S	8.8 lbs
	H 11 4/5" D 3 9/10" W 94 1/2"	A/LOACHS.L	13.2 lbs

## VERTICAL SIGN OPTION



Single Sign



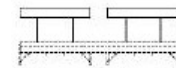
Double Sign

Can be added on the left, right or both sides. Compatible with all LOCO benches. We recommend one sign for benches that are less than 165 2/5" in length. Two signs may be used for benches longer than 189" in length.

## HORIZONTAL SIGN OPTION



Single Sign

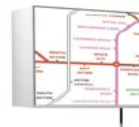


Double Sign

Can add one or two signs. Compatible with all LOCO benches. Below is a list of recommended signage.

Length Of Bench	Width of Sign	One or Two
70 9/10"	70 9/10"	One
94 1/2" to 141 7/10"	94 1/2"	One
165 2/5" & 189"	70 9/10"	Two
212 3/5" & 236 1/5"	94 1/2"	Two

## FRAME & SIGN FINISH STYLE



Natural anodized aluminum frame with customizable double sided white Plexiglas panels.

\*\*All stated dimensions are approximate

# LOCO TECHNICAL INFORMATION

## CUSTOMIZE IT

The LOCO line is created to fit any site you need furnished. Completely versatile, the LOCO line can be what you want it to be. See a product you like, but want it of a different size? Just ask! All of the product sheets are a base for stylish solutions for your space.

## PROPERTIES OF ALUMINUM

All All+ products are manufactured from extruded aluminum, and consist of 90% recycled material and are 6060 grade. This grade of aluminum allows us to have one of the highest pure aluminum sources with a strong structure for commercial use, yet pliable for design ascetics. Aluminum as a metal does not conduct heat, nor does it rust, therefore an aluminum bench in the sun will actually be cooler than a wood or steel bench. Perfect for the outdoors, even seaside.

All+ can manufacture the product with 100% recycled materials, and will include a certification per your request. (additional costs may apply)

## ANTI THEFT AND VANDALISM

All benches' slats are attached to the frame with anti theft screws. Our bolt down options have 2 different types of installation: pre and post concrete pour. Please specify at time of order which option is needed.

Our anodized aluminum is the easiest material from which to remove graffiti paint with a simple cleaning solution. The laminate and forex inserts can be replaced as needed for a minimal costs without having to purchase a brand new bench. In case of deep scratches, new slats maybe ordered for replacement. (additional costs apply)

## FINISH STYLES

### Anodization Colors

All+ uses one standard natural aluminum anodization color for all its products. Additional colors are available, please contact us for sample chips.



### Powder Coat Colors

Select items may be powder coated different colors. See spec sheets for details



### Laminate

All laminate options can be found at [www.abetlaminati.com](http://www.abetlaminati.com). These colors must be MEG quality. For samples, please contact Abet directly. Please note that benches that are originally ordered as laminate can only be changed to a forex material or extruded aluminum if entire and all slats are replaced.

### Forex

Forex material is a high grade printable plastic on which we can print any graphic or design you choose. At time of purchase, specifications will be provided for your graphic design. All initial printing is included in your order. Any additional printing required will be an additional fee. Please note that benches that are originally ordered as forex can only be changed to a laminate material or extruded aluminum if entire and all slats are replaced.