

Aegis Authority LLC


PREMIER FIREARMS TRAINING

CCW Prep Class

Course Agenda

Key Topics Covered in this Course

1. Registration Requirements for San Bernardino County
2. Good Cause Statements
3. Self-Defense Firearms Basics
4. Pros-Cons of Different Firearms
5. Specific CCW Prohibited Places



AEGIS AUTHORITY LLC
PREMIER FIREARMS TRAINING

Introduction

Today, the number of “right to carry” states stands at 41, as of 2021 there have been 21.5 million concealed weapon permits issued in the United States, while the FBI’s uniform crime report continues to show an overall *drop* in violent crime year-over-year, with a dramatic decrease in the number of deaths attributed to firearms, including a 125-year low in law enforcement officer deaths. If that doesn’t prove that concealed carry permit holders are the good guys, then nothing will.



To qualify for your CA CCW, you must

- Be of good moral character
- Full-time resident of the County you apply to
- Must have valid identification
- Be at least 21 years old
- Own and have a gun registered in California
- Not have any open criminal cases or pending citations
- Not have any felony convictions or specified misdemeanors per Penal Code Sections 29900-29905
- Not be on active probation

<https://lasd.org/ccw/>

<http://wp.sbcounty.gov/sheriff/ccw-faq/>

<https://riversideca.permitium.com/ccw/start>

<https://ocsd.permitium.com/ccw/start>

TRANSPORTING HANDGUNS

- Any person transporting handguns into California is required under California law to transport those handguns unloaded and in a locked container other than the glove compartment or utility compartment of a vehicle.

Good Cause

- A California Sheriff has broad discretion as provided in Penal Code Section §26150(a) to issue a CCW to those qualified citizens residing in the Sheriff's jurisdiction who demonstrate both "good cause" and "good moral character." These persons are entrusted to carry loaded, concealed firearms into our public places throughout California. Examples of such public places include our roadways, movie theaters, shopping centers and malls, grocery stores, and the like throughout California.
-

Good Cause

- Effective IMMEDIATELY, issuing authorities should no longer require proof of good cause for the issuance of a public-carry license (CCW permit). Denial of a license for lack of "good cause" now violates the Second and Fourteenth Amendments under the Supreme Court's decision in Bruen.

 - We recommend putting either:
 - » N/A
 - » Or "Does Not Apply due to NEW YORK STATE RIFLE & PISTOL ASSN., INC. v. BRUEN 597 U. S. ____ (2022)"
 - » But... don't leave it blank.
-

Self-Defense Firearm Basics



Aegis Authority LLC
PREMIER FIREARMS TRAINING

Four Universal Safety Rules

- 1. Treat all guns as though they are always loaded, and always perform a clearance check every time you pick it up!** Most firearm “accidents” occur with firearms that the users had sworn were unloaded. Never, never, never grow careless with a firearm. Every single time you pick it up, perform the proper clearance procedure and educate those in your household how to do the same. Treat a firearm that you’ve just unloaded with the exact same respect as one that you’ve just loaded.



Four Universal Safety Rules

2. **Never point your gun at anything that you are not willing to destroy!** While your firearm has to point somewhere, you should always ensure that it's pointed in a direction that can serve as a backstop if the firearm were to discharge. A good method to practice this rule is to pretend that a laser extends out from the end of the barrel. You should NEVER let that imaginary beam touch anything that won't stop a bullet (that includes any wall, ceiling, or floor that could not stop a bullet) or ANYONE (that includes your own hands, legs, or body) unless you are in a defensive situation and all criteria is present for the use of deadly force.



Four Universal Safety Rules

- 3. Keep your finger OFF the trigger and outside the trigger guard until you are on target and have made the decision to shoot!** Until these criteria are met, your trigger finger should be straight and placed firmly on the frame of the firearm. In a defensive situation, do NOT put your finger in the trigger guard unless all requirements have been met for the use of deadly force. Training consistently with this method will avoid a negligent discharge in a stress situation, when your body's natural adrenaline dump will cause the strength of your grip to increase.



Four Universal Safety Rules

4. **Always be sure of your target and beyond!** Said another way, you must **POSITIVELY** identify your target before you shoot and you **MUST** be convinced that anything that you shoot at (a target on the range, or an attacker in a parking garage) must have an effective backstop to stop your bullet, otherwise you **MUST NOT SHOOT!**



Clearing Semi-Automatics

- 1 With the firearm pointed in a safe direction and the trigger finger outside the trigger guard, drop the magazine.



Clearing Semi-Automatics

2 Lock the slide back.



3 Look through the top of the slide, through the entire magazine well to confirm the magazine has been removed.



Clearing Semi-Automatics


- 4 Observe the feedramp and chamber of the barrel to ensure that no round is chambered, and double-check by sticking your pinky into the chamber.



Clearing Revolvers




1 Open the cylinder.




2 Look through each chamber, and confirm that they are completely clear.

Pros and Cons

Revolvers		
	PROS	CONS
	<ul style="list-style-type: none">• Simple to load and unload.• Mechanically simple, resulting in a lower likelihood of malfunctions when compared with a semi-automatic.• Typically more reliable with many different types of ammunition.• Easier to clean, and easier to maintain than semi-automatics.	<ul style="list-style-type: none">• Typically hold less ammunition than a semi-automatic of comparable size.• The bulky cylinder may make it harder to conceal than a thinner semi-automatic.• Revolvers often weigh more than a semi-automatic of comparable size.• Some may find revolvers to be more difficult to shoot than a semi-automatic because of a heavier trigger weight, a double-action trigger, or because of the shape of the grip.)

Pros and Cons

Semi-Automatic		
	PROS	CONS
	<ul style="list-style-type: none">• Larger magazine capacity (more ammunition.)• Faster to load and reload than revolvers.• More options (styles, shapes, sizes, calibers, including choosing a hammer or striker fired, etc.)• Flatter shape is easier to conceal than a revolver.• Less recoil.	<ul style="list-style-type: none">• Malfunctions are more common when compared to using a revolver. The operator <i>must</i> learn how to clear these malfunctions!• Field stripping for cleaning and maintenance is more complex and involves multiple parts that must be removed.• Based on size or hand strength, some people may find it difficult to rack a semi-automatics slide which will be required for initial loading and when clearing malfunctions.

Volunteering the Fact that you are Carrying

If you encounter a law enforcement officer, CA law doesn't require you to volunteer the fact that you are carrying, although many instructors suggest that you volunteer this information at the earliest time possible. However, there is one time when you absolutely should alert the officer that you are carrying a firearm under a permit, and that's when you suspect the officer is going to find out anyway, such as if they're about to perform a pat down, or if they ask you to step out of your vehicle. In that case, it's much better to inform the officer(s) *before* they discover it on their own. When alerting the officer that you are carrying, use the language discussed on the previous page.



Everyday Police Encounters

Although you are not required to inform law enforcement officers that you are carrying a firearm, it's a good idea if you think they're going to find out anyway, such as if they're about to perform a pat down, or if a second officer approaches the passenger window and is about to see your holstered pistol, or if they ask you to step out of your vehicle.

Whether you volunteer the fact that you are carrying is up to you, but if you do (or you are asked), keep your hands where the officer can see them, and provide the officer with clear, direct language, such as:

“I do have a permit to carry, which is in my wallet in my back-left pocket, and I am carrying today, in a holster on my right hip. What should I do?”

Follow the officer's instructions, be polite, and be prepared to be disarmed.

Private Property Owner Rights

- Unlike many other states which have specific guidelines written for how private property owners may ban firearms from their premises, CA has no such definition.
- That does NOT mean that private property owners have no rights when it comes to who will be allowed to remain on their premises. Property owners typically have wide latitude to determine who they will allow to remain on the premises, and if they ask you to leave (for whatever reason) and you remain on the premises, you may be charged with trespass.
- Whether that request to leave violates your constitutional rights, will be up to the courts to decide.



Post Offices

- The federal government prohibits firearms in federal facilities (which includes post offices, IRS offices, etc.).
- Violating this prohibition may result in federal charges, and imprisonment up to a year.
- As of July 2015, this prohibition once again **includes post office parking lots**. In a 2 – 1 vote, the 10th U.S. Circuit Court of Appeals said that a U.S. Postal Service regulation banning firearms on postal property is constitutional, which reversed a lower court ruling from July of 2013 that would have let people keep weapons inside their vehicles in post office parking lots.



Other Federal Facilities

- The term “Federal Facility” means a building or part thereof owned or leased by the Federal Government, where Federal employees are regularly present for the purpose of performing their official duties.
- This would include federal court houses, IRS offices, Post Offices, Ranger Stations and other buildings in Federal Parks, etc.



Airports (Behind Security)

- Carrying in the unsecure area is okay, but if you try to carry through security, you may face federal charges, and imprisonment up to ten years.
- As with all cases of unlawful carry, an excuse of “I forgot” will not get you out of trouble.



Law Enforcement Secure Areas

- Even with a CA concealed carry permit, you may not carry at secured city or county Jails; or at state correctional facilities or mental health facilities.



Houses of Worship

- You may NOT carry a firearm in any house of worship where dangerous weapons have been prohibited.
- Notice of firearms prohibition may be done by:
 - a. Personal communication to the actor by the owner, lessee, or person with lawful right of possession or person with authority to act for the person or entity;
 - b. Posting of signs reasonably likely to come to the attention of persons entering the house of worship or private residence;
- Notice of firearms prohibition may be done by:
 - c. Announcement by a person with authority to act for the church or organization operating the house of worship in a regular congregational meeting;
 - d. Publication in a bulletin, newsletter, worship program or similar document generally circulated or available to members of a congregation regularly meeting in a house or worship;
- Notice of firearms prohibition may be done by:
 - e. Publication in a newspaper or general circulation in the county in which the house of worship is located or the church or organization operating the house of worship has its principal office in this state.



School Property

- Unlike many other state concealed carry laws, CA law Prohibits those licensed with a Concealed Carry permit from carrying on school property.



Non-Prohibited Areas: National Parks

- In a change in law which took effect in February of 2010, the regulations governing the possession of firearms in National Parks and Wildlife Refuges were updated to allow individuals who possess a permit to carry a firearm recognized by the state in which the National Park or Wildlife Refuge is located, to carry in those locations.
- However (and this is a big however), that right does not extend to carrying in federal buildings, which as mentioned earlier, are off limits. So while you may legally carry in national parks and wildlife refuges, you may not carry in ranger stations or other federal buildings within those parks.



Carrying Under the Influence

While CA law does explicitly bar you from drinking while carrying, you WILL be charged with a crime if you are found carrying with a blood alcohol level greater than .00.



Negligent Storage

- Firearms owners are generally very safe about keeping firearms out of the hands of children, and federal law.
- You may be charged with a gross misdemeanor for leaving or storing a loaded firearm in a location which you know (or should know) may be accessible to someone under the age of 18, unless you've taken reasonable steps to secure it.

Any good gun shop will have a variety of lockable gun cases that still allow you to retrieve your gun quickly.
Invest in one.



What's Next?

- [Aegis Authority LLC](https://aegisauthority.com/)
 - » <https://aegisauthority.com/>
- [High Desert Chapter of A Girl & A Gun Women's Shooting League](https://www.agirlandagun.org/s/membership/ca-high-desert/)
 - » <https://www.agirlandagun.org/s/membership/ca-high-desert/>
- [USCCA Instructors](https://training.usconcealedcarry.com/)
 - » <https://training.usconcealedcarry.com/>



The Responsibly Armed American is Educated, Trained, and Insured

What You Need to Know Is...

- Every year law abiding Americans' personal and professional reputations are destroyed by criminal charges as a result of a justifiable use of their firearm for self defense.
- If you're forced to use your gun in defense of yourself or your family, the insurance provided with each USCCA membership will help you find, hire and pay for an expert pro-2nd Amendment lawyer to give you the best chance in the court of law.
- USCCA membership provides the education, training and-most importantly—the insurance—to allow you to carry your gun confidently without having to fear losing everything when you're forced to use it.

The USCCA is the path to becoming a responsibly armed citizen. Join today at <http://uscca.com/remote>

Use Code **AUTHORITY** for over \$400 in FREE Gifts.





USCCA MEMBERSHIP

- Lifesaving Education
- Industry-Leading Training
- Trusted Legal Protection
 - *Self-Defense Insurance in the form of the Self-Defense SHIELD*

Go to <http://uscca.com/remote>

Use Class Code **AUTHORITY** to Join Today!



How to Sign Up For Membership

- The free gifts are only available from your State Rep.
- Julie Creason is YOUR State Rep:
 - **Julie Faris**
 - **760.455.0989 cell/text**
 - **JULIE.F@DELTADEFENSE.COM**
- 365 Day Bullet Proof Money Back Guarantee
- Sign up today and get the ammo can and the legal protection the minute you sign up



Go to <http://uscca.com/remote>

Use Class Code **AUTHORITY** to Join Today!