



MARY POPPINS

Eastside Dance Company 2024 Recital Packet

Dress Rehearsal and Recital are very special days for dancers! This is when dancers get to take the stage, perform for their loved ones, and share a glimpse into the joy that dance brings. Most importantly it is a time where they get to make memories that will last a lifetime. We are so proud of our Eastside Dancers and look forward to sharing this special time with you!

We thank you Eastside families, for your love, your support, and your enthusiasm as our dancers take to the stage at our

“SUPERCALIFRAGILISTICEXPIALIDOCIOUS“ RECITAL

**This packet includes EVERYTHING
you need to know for our 2024
Dress Rehearsal & Recital**

Location

Jackson Memorial High School
Fine Arts Center
101 Don Connor Blvd
Jackson, NJ 08527



UPDATED

Dress Rehearsal DATE for SHOW ONE

SUPERCALIFRAGILISTICEXPIALIDOCIOUS

Galatians 5:22

“But the fruit of the Spirit is love, joy, peace, patience, kindness, goodness, faithfulness”

This packet is full of LOTS of information and EVERYTHING you need to know as we enter Recital. Please take the time to read it in its entirety.

The following pages will cover:

- Ticket Sales
- Preparing for Performance Day
- Recital Make-up Details
- Earrings, Shoes, Tights, Undergarments, Costumes, & Hair
- Finale Information
- Optional Items for Purchase
 - Recital Recordings
 - Recital Day Gifts
- Dress Rehearsal & Recital Schedule Overview
- Dress Rehearsal Information
- Recital Day Information
 - Mom Pass Information
 - Auditorium Reminders
 - Reminders for Dancers
- Class List Master Schedule: Find each one of your child/children's classes to see:
 - Tights, make-up, and hair requirements
 - Quick Reference to
 - Which Dress Rehearsal their class(es) attends
 - Which Recital their class(es) perform in
- Full Show(s) Order

Ticket Sales

Tickets will be sold online via TutuTix.

You are able to purchase as many tickets as you need for your dancer's recital from the convenience of your own personal computer, smart phone or by phone from wherever you are.

Recital is reserved seating and tickets are sold on a first come, first served basis, so order early to have your choice of seats. There is no limit on how many tickets you can purchase.

Tickets will go on sale

Sunday May 5, 2024

12:00p.m.



SCAN ME

At that time, you can purchase tickets by any of the of the following ways:

- Scan the QR Code
- Go to our special TutuTix page buy.tututix.com/EastsideDanceCompany
- Call 855-222-2TIX (2849)

Ticket Guidelines and Policies

- When buying tickets, make sure you are purchasing for the show your dancer is in.
- Seating for Recital is reserved assigned seating.
- All attendees will require a ticket; the only exception is for children 2 and under who are seated on a parent's lap.
- There are no refund on tickets.
- Tickets purchased the day of the show increase by \$5.00 therefore we encourage all to purchase tickets in advance to save.

**All ticketing questions will go directly to
TutuTix at 855-222-2TIX (2849).**

Preparing for Performance Day

You can never be too prepared for a performance.
Use this as a guide ensure you have all things needed for your big day!

Costumes & Accessories

- All Costumes (steamed and wrinkle free)
Do **NOT iron costumes**
- Accessories (if applicable)
For example: Hair accessories or shoe bows
- Two pairs of new/unused tights
a spare pair is important in case one gets a run
- Dance shoes
- Recital Earrings
- Finale Accessories (Kindergarten & Older)
- Costume Cover-up
Button down shirt, a robe, or oversized shirt that can go on and off without messing up your beautiful hair and make-up.



Interested in a rolling garment bag!
Visit Encore Dancewear to see what
they have in stock!



Makeup Items

- Foundation/Concealer
- Blush
- Eye Shadow
- Eyeliner
- Mascara
- Lipstick
- Tissue, Q-tips, Cotton Balls,
& Makeup Remover



Hair Items

- Brush & Comb
- Hair Ties
- Bobby & Hair Pins
color to match your hair
- Hairspray & Hair gel



Helpful Extras

- Band Aids
- Safety Pins / Sewing Kit
- Nail Polish Remover
- Costume Cover-up
- Water





RECITAL MAKE-UP

MAKE-UP: Creative Movement & Combo Classes (Ages 2 – Kindergarten)

All dancers need stage makeup to keep the stage lights from washing them out and making their features hard to see from stage. For our younger dancers, this can be a light application, we just ask that you follow the color scheme laid out on the information by class chart at the end of this packet.



Dancers should have. . .

- Foundation (optional)
- Eye shadow (color noted in chart)
- Lipstick (color noted in chart)
- Be sure to add a blush to their cheeks and a little mascara on their lashes.

MAKE-UP: AGES 6 & UP

Dancers should have. . .

- Foundation
- Blush
- Eye shadow (Mauve / Lavender Pallet – see below)
- Eye liner (top lid)
- Mascara
- Lipstick (Berry)



- Any brand mauve / lavender pallet with three shades will do.
- Don't forget to use eyeliner and mascara.
- Be sure to add blush to your cheeks.
- Lipstick to your lips . . . AND SMILE!

Berry Lips: Our suggested Berry lip color is L'OREAL "590 Blushing Berry"



EARRINGS, SHOES, TIGHTS, UNDERGARMENTS, COSTUMES & HAIR

RECITAL EARRINGS

Recital Earrings are available for purchase at the Eastside front desk. On recital day, our teachers distribute sticker earrings for those who do not have Recital Earring. We strongly encourage all dancers purchase their own pair of Recital Earrings as they are more secure than stickers. We carry pierced and clip-ons.

See front office staff to purchase earrings. Send your dancer to the studio with \$15.00 or you the parent can wait until all students settled in class to see our office staff to purchase.



SHOES, TIGHTS, & UNDERGARMENTS

Shoes: Dance shoes should fit like a glove but sometimes little ones do outgrow their shoes and sometimes older dancers wear out their shoes. If your dancer needs new shoes, please visit Encore and purchase new shoes now allowing your dancer a few classes to dance in and “break them in” before recital.



Tights & Undergarments

- All tights must be Capezio brand in the specified color on the class information chart.
- Be sure tights are brand new (after washing the color changes / fades).
- Be sure to pack an extra pair of new tights as a spare in case you get a run or a rip.

Visit Encore with your recital packet to purchase your Capezio tights.

Tights are dancers' underwear. Regular underwear should **NOT** be worn under



Older Dancers Undergarments

For our older dancers who need an additional layer of protection or bra support and coverage, please visit Encore to purchase dance approved nude undergarments. Be sure the undergarment you choose will not show.

It should be hidden under your costume. Feel free to bring your costume with you to

Encore and try it on to ensure the undergarment is not showing.



COSTUMES

From the Bottom: Always pull costumes up from the bottom (not from the straps). Pulling the straps can cause costumes to rip. Once the costume is on, pull the bottom of the costume upwards to fit snug like a bathing suit.

Over the Hips: Costumes will sometimes feel snug getting over the hips. This does not mean it is too small as certain parts of costumes do not have give or stretch. Take your time getting them over the hips and adjust once they are on to get leotard portion in place. Costumes that have a fully sequined bodices will be extra tight to pull up as they do not have the same stretch and elasticity.

Choker Neckline Costumes: For those dancer's whose costumes are Choker Neckline it is going to and is supposed to be snug around neck as the name suggests, it is a “choker” :-). For those style costumes dancers can keep the snaps undone until it is time to go backstage if they feel more comfortable.

Adjustments: Costumes are not custom made to fit each dancer exactly. Some costumes may need straps tightened, a tack to tighten a loose area, and those with pants often need pants hemmed to the dancer's height. Please try your costumes on your dancer at home to assess if you desire / need to make any adjustments.

HAIR

For hair specifications see “2024 Recital Information by Class” chart at the end of this packet.

Classes Age 2-3, Age 3 – 4, Age 4 – 5 hair style vary by class.

- Kindergarten and older all wear donut buns.

For those classes who have hair accessories: If your dancer’s costume included a hair accessory, the general rule is that the accessory will go on the right side of the dancer’s bun (angled towards the front). If there is a class that deviated from this, we will let you know (and some have notes listed in the chart at the end of the packet). When it doubt, put hair accessories on the right side of the dancers bun and if needed we will adjust it, if needed.

For those classes wearing Donut Buns: High No Part Donut Bun

*High Bun is **NOT** on the top of your head.
When you are looking straight in the mirror
you would only see the top of your bun.*

For step-by-step instructions visit our website Recital Page.

www.eastsidedancecompany.com



Donut buns can be purchased from a variety of places. If you would like to purchase a donut bun from the studio, send your dancer to the studio with \$8.00 or you the parent can wait until all students settled in class to see our office staff to purchase.

APPROXIMATE DONUT SIZE

If your dancer has VERY thick hair you can always use a size smaller bun to avoid their bun being overwhelmingly large.

CLASS AGE UNDER 10



CLASSES AGE 10 & UP



2024 Finale Information

At the end of each show students will participate in one of our end of show finales.

Students Classes

Age 2-3, Age 3-4, Age 4- 5

- Never Grow Up



- What If I Shine



- Cover Me in Sunshine



- You Were Made to Fly



Will all participate in the
"Goodbye Song"

For this final dance students will remain dressed in their Recital Costumes and wear ballet shoes.

Students Kindergarten and Older

Students Kindergarten and Older will all participate in our "Chim Chim Cher-ee / Step in Time" finale at Recital.

Students will need

- **Recital Finale Accessories** (from Eastside)
 - Hat
 - Handheld Chimney Sweep Pro



- Black Dance Shorts



- 2024 Recital T-shirt OR solid RED T-shirt



- Jazz, Ballet, Hip-Hop Shoes or Clean Sneakers



Finale Accessory Package (Hat and Chimney Sweep) are provided by Eastside. All other finale needs will be provided by you. If you purchased a recital t-shirt it will be distributed on Picture Day along with your Recital Mom Pass.

In the past, finale accessories were distributed on Picture Day as well. This year we are going to try something different and send them home with dancers. So please be on the look out for finale accories along with class costumes through out the month of April.

Recital T-Shirts

Recital T-Shirts are a memorable keepsake for your dancers.

If you did not pre-order a T-shirt and desire to purchase one, we will have a few extras for sale at the studio once distribution begins. These will be first come, first served and only available in the extra sizes we have left.

To ensure you are able to get a 2024 Recital T-shirt at the pre-order price log into your online account and order one.

RECITAL RECORDING & RECITAL DAY GIFTS

Recital Recording

Personal recording of our show is NOT permitted.

ALL families will receive a link to the digital download of our recital sent to the e-mail address on file. This will take place in July. These files will need to be downloaded and saved to your device, usb, or external storage for your future viewing. Link sent by videographer will expire.



If you desire to purchase a USB with the Recital recording pre-loaded as a forever keepsake you can do so through your online account.

Recital Recording USB's are \$20.00 each

To purchase a USB Recital Recording.

1. Log into your Eastside Online Account
2. Click "Enroll in a class"
3. Select "Recital Recording"
4. Complete payment information and check out



USB Orders must be placed by June 15th through your online account.



Recital Day Flowers and Gifts

On recital day, you will be able to visit our merchandise table featuring special gifts and flowers available for purchase to give to your dancer as a congratulations on a job well done!

All items are sold on a first come basis. Be sure to stop by and pickup something special to congratulate your dancer on their wonderful performance.

2024 Dress Rehearsal & Recital

Schedule Overview

Dress Rehearsal will take place over two days and recital will be one day with two shows.

Both dress rehearsal and recital will take place at

Jackson Memorial High School

Fine Arts Center

101 Don Connor Blvd

Jackson, NJ 08527



Dress Rehearsal

UPDATED: TUESDAY MAY 28th		Thursday May 30th	
Wednesday May 29th		SEE NEXT PAGES FOR DETAILS	
SEE NEXT PAGES FOR DETAILS		SEE NEXT PAGES FOR DETAILS	
<u>Arrival Time</u> 5:00	<ul style="list-style-type: none"> Creative Movement (Age 2-3) Combo Classes (Age 3-4 and Age 4 - 5) 	<u>Arrival Time</u> 5:00	ACT III
<u>Arrival Time</u> 5:20	<ul style="list-style-type: none"> Kindergarten Combo & Daddy Daughter Classes Age 6 – 8 	<u>Arrival Time</u> 6:20	ACT IV
<u>Arrival Time</u> 6:00	<ul style="list-style-type: none"> Team Dancers - Opening Number 		

Recital Day

Saturday June 8, 2024

SHOW ONE	SHOW TWO
<i>Day Show - 12:00p.m.</i>	<i>Night Show – 5:00p.m.</i>
<ul style="list-style-type: none"> Creative Movement (Age 2-3) Combo Classes (Age 3-4, Age 4-5) Kindergarten Combo & Daddy Daughter Classes Age 6 – 8 Team Dancers - Opening Number 	<p>All Classes Ages 8 & up</p> <p>(& Team Dancers)</p>



2024 Dress Rehearsal INFORMATION

Jackson Memorial High School
101 Don Connor Boulevard, Jackson, NJ 08527

What is Dress Rehearsal?

Dress Rehearsal is a practice run-through for the big show!
Dress Rehearsal takes place at the Recital venue and is done in full costume, hair, and make-up.

Each class will take the stage to practice their dance(s), getting a feel for the stage and helping get out some recital jitters. Dress rehearsal also allows you to ensure you have all the things you need for recital day. Don't stress if something goes different than planned, that is why we have dress rehearsal!



Dress rehearsal is also an important step in preparing the theatre for Recital. The studio director and staff work hand-in-hand with the theatre staff ensuring lighting, sound, transition of dancers, and all of the many details that go into putting on a show!

Who is permitted to Attend Rehearsal?

Only ONE female per family is permitted in the auditorium at Dress Rehearsal.

No siblings, infants, friends, grandmas, aunts, neighbors, cousins, pets, or anyone aside from one female guardian and the performing dancer(s) are permitted at dress rehearsal. Any additional guests will be asked to stay outside the auditorium. If you bring younger children or additional guest they will be asked to wait in the lobby.

We have a wonderful show scheduled in which you can bring anyone you choose to purchase tickets for. Please **DO NOT** break this rule or put us in a difficult position by bringing additional people with you. We thank you in advance for abiding by this policy.

The one female Guardian permitted at rehearsal is **NOT** required to stay at dress rehearsal. You are welcome to carpool or send your dancer with another dance mom. Due to the magnitude of our dress rehearsal, we do ask that if you are not attending, please be sure you designate another dance mom attending to be a set of eyes on your dancer(s).

At Dress Rehearsal. . .

- Rehearsal is your last opportunity to pick up your Recital Day "Mom's Pass."
- If you did not purchase a T-shirt and desire to purchase one, we may have any extra for sale at Dress Rehearsal (based on availability).
- If you would like to purchase recital earrings those will be available to purchase.
- Bring a camera / recording device to Dress Rehearsal. This is where you get to take your own photos and videos so definitely take advantage of that. **No recording or flash photography will be permitted Recital Day.**



CREATIVE MOVEMENT & COMBO CLASS

AGES 2 – 3, AGE 3 – 4, AGES 4 - 5

DRESS REHEARSAL INFORMATION

UPDATED: TUESDAY MAY 28th ~~Wednesday May 29, 2024~~

5:00p.m. – 5:30p.m.

*Doors will open at 4:45p.m.
Rehearsal end time is an estimate.*

For many of you this will be your very first Eastside Dance Company Dress Rehearsal! Dress Rehearsal should be a stress free, enjoyable event for dancers, parents, and staff. We ask that you help keep it this way by having your child remain seated in their designated area and abiding by all rehearsal guidelines.

Taking the stage in a big theatre is extra exciting for our little ones. Some of our tiny dancers may put on “their own show” or decide they prefer to watch the audience or classmates instead. These are often the most memorable moments and part of the joy of a live performance. Some parents feel may embarrassed by this but we want to tell you, **“It is Okay!”** We encourage you to embrace these moments of kids being kids, let yourself laugh at the cuteness, as these will be the best memories when your dancers are grown rocking the dance floor!

Remember, Recital is just one day of their dance journey and the act of getting on stage alone is a big accomplishment for these tiny dancers. The best part is watching them grow each and every year becoming more comfortable and confident on stage as they continue to bloom into dancers.

DRESS REHEARSAL PROCESS FOR CLASSES AGES 2 - 4





Dancers are to arrive in costume ready to take the stage. Our age 2 - 4 dancers will enter the auditorium with their **one** female guardian and find the row marked with their recital dance name. Please get their dance shoes on right away so they are ready when we call them backstage.

Reminder only **ONE** female guardian is permitted in the auditorium with the dancer, no siblings, friends, or additional family members are permitted in the auditorium.

Rehearsal will start promptly at 5:00 (doors open at 4:45). At 5:00 staff will line classes up to go backstage. We will begin with “The Goodbye Song” which is our pre-school finale and then go directly into their class dances. Once their dance is complete dancers will be walked back to the auditorium and are released to you, the guardian, at which time you are permitted to leave.

When your dancer is on stage, we welcome you to go to the center section of the auditorium which will be the area you can record your dancer from. (Video and photography is permitted at dress rehearsal only)

DRESS REHEARSAL ORDER

<u>DRESS REHEARSAL ORDER</u>		
The Goodbye Song <i>(All classes age 2 – 4)</i>	All classes below	Act II # 13
Never Grow Up <i>(Tuesday & Saturday Age 2 – 3 BALLET)</i>		Act I # 6
What If I Shine <i>(Saturday Age 4 – 5 Combo TAP)</i>		Act I # 10
Cover Me In Sunshine <i>(Tue & Sat Age 3 – 4 Combo TAP)</i>		Act II # 6
You Were Made to Fly <i>(Thursday Age – 5 Combo BALLET)</i>		Act II # 11



KINDERGARTEN COMBO & CLASSES AGE 6 – 8

DRESS REHEARSAL INFORMATION

UPDATED: TUESDAY MAY 28th ~~Wednesday May 29, 2024~~

5:20 – 6:30p.m.

Rehearsal end time is an estimate.

STUDENTS ARE TO ARRIVE DRESSED IN THEIR FIRST COSTUME WITH HAIR AND MAKE-UP DONE READY TO TAKE THE STAGE.

Dress Rehearsal Process for Kindergarten Combo & Classes Age 6 – 8

Arrival

- Dancers will enter the auditorium with their **one** female guardian and ALL COSTUMES in hand.
- Please enter quietly as our youngest dancers rehearsal will already be in session.
- Students should put on their dance shoes for their first dance, SIT quietly, and wait to be called backstage.

Rehearsal Time

- Dancers will be called backstage by age group when we are ready for them backstage.
- When called backstage, dancers should be in their first costume (including shoes) and have all additional costumes in their labeled garment bag with their dance shoes in the bottom of the garment bag. (NO dance bags or extra items should be brought backstage with dancers).
- Dancers will remain backstage until their rehearsal section is over.

Guardian: One female guardian opting to stay for rehearsal will remain in the auditorium and is welcome to sit in the center section. We ask that you leave the first five rows empty as this will be our videotaping section. When your dancer is on stage, we welcome you to go to the front of the center section. Video and photography is permitted at dress rehearsal only.

“Daddy Daughter Dance” Dad / Special Someone: Men are not permitted in the auditorium for rehearsal. You are welcome to wait in the lobby until it is your time to come backstage. *(see next page schedule for details)*

Dismissal





- **Kindergarten Combo:** Once kindergarten Combo dances are complete dancers will return to the auditorium with their belongings where parents will regroup with their dancer and their rehearsal is complete. Remember to stay quiet as rehearsal will still be in progress for other classes.
- **Age 6 – 8 Dancers:** After our 6 – 8 age group rehearsal is complete, dancers will collect all their belongings and line up down the hallway (to the left of the stage). Guardian you will walk out of the auditorium and go left. At this time parents will line up waiting for our dancers to come out for dismissal. Please be patience with this process as there are lots of dancers and items to collect. Thank you in advance for your patience as you wait for your dancer(s).

Dress Rehearsal should be a stress free, enjoyable event for dancers, parents, and staff. We ask that you help keep it this way by having your child remain seated and quiet when in the auditorium, and abide by all rehearsal guidelines. Eastside has developed wonderful reputation with the schools for being organized, clean, kind, and well run. This is thanks to our families in addition to our staff. Please help us keep this reputation and be sure to be KIND to all and keep the school clean!

SEE BACK/NEXT PAGE FOR SCHEDULE

KINDERGARTEN COMBO & AGE 6 – 8 (continued)

REHEARSAL ORDER

<u>Kindergarten Combo</u>		
A Little More <i>(Tuesday Kinder Combo)</i>		Act I # 7
Shake Rattle & Roll <i>(Saturday Kinder Combo)</i>		Act I # 3
Dance Dance Dance <i>(Tuesday Kinder Combo)</i>		Act II # 9
You Know It's About You <i>(Saturday Kinder Combo)</i>		Act II # 8
Daddy Daughter "Cinderella" <i>For Rehearsal, Dad's will meet backstage at 5:45p.m.</i>	NOT in costume dancers will remain in last class costume	Act II # 2






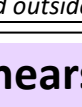
Kindergarten Combo Dancers & Age 6 – 8 - FINALE

"Chim Chim Cher-ee / Step In Time" Finale (NOT in costume and NO prop) - Act II # 14

- Kindergarten dancers will remain in their last class costume.
- Age 6 – 8 dancers will be dressed in their first costume listed below

After finale run-through kindergarten dancers will be brought back to the auditorium and are dismissed.

Age 6 – 8

Perfect Day <i>(Thursday Age 6 – 8 Jazz)</i>		Act I # 2
You Make Me Feel So Young <i>(Tuesday Age 6 – 8 Jazz)</i>		Act I # 5
Into the Unknown <i>(Wednesday Age 6 – 8 Ballet)</i>		Act I # 9
Serenade to Spring <i>(Tuesday Age 6 – 8 Ballet)</i>		Act I # 12
Better When I'm Dancing <i>(Wednesday Age 6 – 8 Acro)</i>		Act II # 1
Lollipop <i>(Thursday Age 6 – 8 Tap)</i>		Act II # 7

After all 6 – 8 class takes the stage dancers will collect all costumes and be dismissed outside of the auditorium.

Team Dancers - Opening Number Rehearsal



UPDATED: TUESDAY MAY 28th ~~Wednesday May 29, 2024~~

6:00 – 8:30

Team Dancers are to be backstage stretching and ready for Opening Number. Upon arrival dancers will preset all opening number costumes and warm-up while our younger dancers are finishing up their rehearsal. Teens will also help maintain order backstage guiding our younger team dancers how to warm-up backstage quietly, how to pre-set their costumes, and how to assist in keeping order backstage until it is time to take the stage.

When it is time for Opening Number Rehearsal to begin, all will be asked to leave the auditorium. Opening Number Rehearsal is a **CLOSED** Rehearsal for dancers only. Feel free to carpool as parents will not be permitted in this closed rehearsal.

COMPLETE SHOW 2 RUN-THROUGH

CLASSES AGE 8 & UP

DRESS REHEARSAL INFORMATION

Thursday May 30, 2024

5:00p.m. – 8:30p.m.

Doors will open at 4:45p.m.

Rehearsal end time is an estimate.

STUDENTS ARE TO ARRIVE DRESSED IN THEIR FIRST COSTUME WITH HAIR AND MAKE-UP DONE READY TO TAKE THE STAGE.

Upon entering the high school:

- **Dancers:** With all costumes and dance shoes in hand, dancers will go to the right of the auditorium and head backstage. Please be sure everything is labeled and only bring what is necessary. Once backstage, they will be given an area to preset their costumes and get their dance shoes on. Dancers have practiced putting on their costumes in studio and will change on their own with the assistance of our Eastside staff.
- **Guardian:** If one female guardian is opting to stay for rehearsal they will head right into the auditorium and sit in the **center** section. We ask that you leave the first five rows empty as this will be our videotaping section. When your dancer is on stage, we welcome you to go to the front of the center section. Video and photography is permitted at dress rehearsal only.

Rehearsal Process

- Once all dancers have their shoes on and their costumes are pre-set backstage, dancers will be guided to the auditorium where they will sit in the designated area. Recital Moms, please help by assist in keeping dancers quiet and seated while in the auditorium.
- Once it is time, dancers will be brought back stage to do their dance. If they have additional dances they will get changed into their next costume before heading back to the auditorium (those with many dances may not head back to the auditorium - unless time permits).
- After Act III is completed, all dancers will be brought back stage to practice the “Chim-Chim Cheree / Step In Time” finale. Practicing the finale at this time allows dancers only in Act III to leave. Those in Act IV will leave after their last dance is done. (see more details in box on next page).
- Once dancers have completed all their dances, they will collect their things and head back to the auditorium. You the guardian can opt to allow your dancer to stay and watch some dances or at this time you welcome to take your dancer home as their rehearsal is complete.

Eastside has developed wonderful reputation with the schools for being organized, clean, kind, and well run.

This is thanks to our families in addition to our staff. Please help us keep this reputation and be sure to be kind to all and keep the school clean!

SEE NEXT PAGE FOR SCHEDULE

Thursday May 30, 2024

REHEARSAL ORDER (SHOW TWO)

5:00 p.m.

Doors will open at 4:45p.m.

ACT III	
1	Opening Number
2	Don't Stop Believin'
3	Love On Top
4	Good Feeling
5	Best Song Ever
6	Halo
7	Boogie Woogie Bugle Boy
8	Nobody Gets Me
9	You Can't Touch This
10	Showcase
11	Unstoppable
12	Shake It Out
13	Throwback Love
14	Salute
15	Mr. Blue Sky
16	Fireflies
17	Just a Girl
18	Le Jazz Hot
19	Dreams
20	Diamonds
21	Don't Rain On My Parade
22	Geronimo

6:20p.m.

At this time all Show 2 students will line up backstage. Students should be lined up shortest to tallest. We will run the "Chim Chim Cher-ee / Step In Time" FINALE.

Finale Costume:

- ****Dancers who are in the first 4 numbers of Act IV should be in their first costume listed below (including shoes needed for their dance) for this finale practice.**
- **All other dancers we encourage you to be in finale costume, but due to the time restraints of dress rehearsal, it is not required.**

A few announcements will be made and we will promptly pick back up with Act IV. Once we begin ACT IV any dancers who have completed all their dances may leave with their guardian.

ACT IV	
1	**Step In Time (Theatre Dance Class)
2	**Be Our Guest
3	**I Got the Music in Me
4	**Jungle
5	Revolting Children
6	Dancing on My Own
7	In My Dreams
8	Photograph
9	Zero to Hero
10	Can You Feel the Love Tonight
11	Confident
12	Music Box Dancer
13	The Grudge
14	Crazy Little Thing Called Love
15	Fix You
16	Born to Be Brave

2024 RECITAL DAY INFORMATION

Saturday June 8, 2024

Jackson Memorial High School
101 Don Connor Blvd. Jackson, NJ 08527

<u>Show</u>	<u>Dancer Arrival Time</u>	<u>*Recital Mom Arrival Time*</u>
Show 1: Morning Show 12:00noon	11:30 A.M.	11:15a.m.
Show 2: Evening Show 5:00p.m.	4:30 P.M.	4:15 p.m.

Recital Mom's: Thank you for volunteering and being our extra set of eyes at Recital. You will receive more information on your role along with your Recital Mom pass in a few weeks.

Opening Number Dancers

Team Dancers

Show 1: On stage ready to go at 11:15a.m.

Show 2: On stage ready to go at 4:15p.m.

ALL students must arrive with their hair and make-up done, ready to perform.

When you arrive, please follow signs to the dressing room.

DRESSING ROOM: For the safety of your children **only** moms/female guardians who have a wristband will be permitted in the dressing room area. There will be an Eastside representative stationed at the hallway that leads to the dressing room. In order to pass that area, the designated female will need to show their "Mom's Pass" wristband.

See next page for information on Mom's Pass Wristband.

“Mom’s Pass” Wristband

“Mom’s Pass” is a wristband that is provided to each family and is to be worn on recital day. This wristband will allow the mom/female guardian into the dressing room on Recital Day. Distribution of these wristbands will take place on Picture Day.

*Mom’s Pass is **NOT** a ticket and will **NOT** allow you into the auditorium.*

In order to enter the auditorium, you must have a ticket.

Anyone without a ticket will be asked to step out of line and purchase a ticket.

Although your mom’s pass wristband permits you to enter the dressing room at any point during the performance, our Recital is a performing arts show and we urge all audience members to refrain from exiting the auditorium during the show. This theatre etiquette is out of respect for not only the dancers but also all other audience members.

We walk through the process of changing costumes when costumes are distributed. All dancers who have costume changes are able to change themselves and should do so with just a little assistance as possible aiming for them to be independent dancers on recital day! Recital moms will help our younger dancers.

One way to help your child feel confident with costume changes is to have your child assist in packing their own recital bag. This way your dancer knows where all of their recital day belongings are. Be sure to label all items with your dancer’s name.

At the end of the show, the one guardian with the wristband will go back and get your dancer and their belongings from the dressing room.



Auditorium & Guest Reminders

In the Theatre: The school does not permit food or drinks in the auditorium. Please let your guests know this in advance. Any concessions purchased will need to be consumed in the lobby.



Be in the moment: No flash photography permitted. Enjoy the opportunity to be in the moment viewing your dancer(s) live and in person. All families will receive digital download recording of Recital. A USB copy can be purchased through your online account.



Be on Time: Our goal is to start each show one-time. Please encourage your guest to arrive a little early and take their seats to avoid any delays in the start of our shows!



REMINDERS

Costumes and Costume Preparation:

- Costumes are not custom made, please try your dancers costume on and make adjustments you feel are necessary.
- Remember when putting on costumes they should be pulled up from the waist / bottom half of the costume. Sometimes, getting the costumes over the hip, wrists or ankles is tricky if the fabric doesn't have a lot of stretch. Be patience and then adjust costume once it is up and on.
- Use a handheld steamer or hang your costumes in the bathroom to let the steam help get any wrinkles or creases out. (NEVER use an iron on costumes).
- Pack Costumes in show order. Organizing costumes in show order helps dancers be more organized in the dressing room. Remember to pack your Finale Costume and Accessories (kindergarten and up).



Tights:

- For dancers who have to wear multiple color tights throughout the show DO NOT remove your caramel tights. Treat your Caramel Tights like your skin (meaning other tights go on over top)
- Bring TWO pairs of the proper color Capezio Dance tights and correct dance shoes.
 - ✓ Once tights go through the wash, they start to fade so be sure you have brand new tights for Recital.
 - ✓ It is vital to have a spare pair just in case yours get a run.

Remember “No underwear under your tights, your tights are your underwear”:

- No underwear or bras under costumes.
- Encore carries nude dancewear undergarments for our teen dancers who need them.

Additional Reminders

- Only Recital earrings are to be worn. No other jewelry.
- No color nail polish. Only clear, nude, or natural color on your nails. (This includes toes for those who dance barefoot.)
- Dancers must stay in dressing rooms for the duration of the show. No dancers are allowed in the auditorium during the show.
- Bring Water, Cover-up and something to sit on.
 - ✓ Water Only: No colored drinks – we don't want to ruin your pretty costume.
 - ✓ Bring a cover-up: Be sure it is buttons, zippers, or oversized so you don't mess your hair and make-up putting it on and off.
 - ✓ If you only have one or two dances, we welcome you to bring a blanket to sit on and something small some keep you occupied while you wait.

Label, label, label ALL items (bags, clothing, costumes, shoes, water) label EVERYTHING.

If something goes different than planned. . .stay calm, don't stress, and we will do our best to take care of the rest! Remember to enjoy each and every moment! Enjoy the opportunity to perform and share the joy of dance. We are so proud of YOU and can't wait to see you shine on stage



Follow us on social media for Recital Tips & Reminders!

Don't forget to check-in and tag us on Recital Day!



2024 RECITAL INFORMATION BY CLASS

STUDIO A

MONDAY	SONG	Tights	Eyes	Lips	Hair	Dress Rehearsal	Recital Day
5:20 – 6:10 Exp. Ballet 10 & up	Music Box Dancer	Capezio Ballet Pink	Mauve/Lavender	Berry	High No Part Donut Bun	Thursday May 30 th	Saturday 6/8 Show Two Arrival: 4:30
6:10 – 7:00 Theatre Dance 8 – 12	Revolting Children	Capezio Caramel	Mauve/Lavender	Berry	High No Part Donut Bun <i>*Hair Bow centered in front of bun*</i>	Thursday May 30 th	Saturday 6/8 Show Two Arrival: 4:30
7:00 – 7:50 Theatre Dance 10 & up	Don't Rain on My Parade	Capezio Caramel	Mauve/Lavender	Berry	High No Part Donut Bun	Thursday May 30 th	Saturday 6/8 Show Two Arrival: 4:30
7:50 – 8:40 Jazz 8 – 10	Best Song Ever	Capezio Caramel	Mauve/Lavender	Berry	High No Part Donut Bun	Thursday May 30 th	Saturday 6/8 Show Two Arrival: 4:30
TUESDAY	SONG	Tights	Eyes	Lips	Hair	Dress Rehearsal	Recital Day
9:30 – 10:15 Creative Movement 2-3	Never Grow Up	Capezio Ballet Pink	Neutral / Browns	Light Pink	<i>Mini Donut Bun If hair is short simply put hair "All Up" so it is back off their face.</i>	UPDATED TUESDAY May 28 th Wednesday May 29th	Saturday 6/8 Show One Arrival: 11:30
10:30 – 11:20 Combo 3 – 4 (Ballet)	Cover Me In Sunshine	Capezio Ballet Pink	Neutral / Browns	Light Pink	High No Part Donut Bun	UPDATED TUESDAY May 28 th Wednesday May 29th	Saturday 6/8 Show One Arrival: 11:30
4:20 – 5:10 Kinder - Combo	Tap: Dance Dance Dance Ballet: A Little More	Capezio Caramel	Mauve/Lavender	Berry	High No Part Donut Bun Tap: <i>Hair Bow centered</i> Ballet: <i>Flower to the right</i>	UPDATED TUESDAY May 28 th Wednesday May 29th	Saturday 6/8 Show One Arrival: 11:30
<u>Daddy Daughter Dance "Cinderella"</u>						Dress Rehearsal UPDATED TUESDAY MAY 28 TH Wednesday May 29th	Recital Day - Show One
Dancers will wear: Their favorite fancy party dress (with shorts or leotard under). Capezio Caramel Tights & Ballet Shoes						Dad's will meet us backstage at the end of Intermission	
Dads/Special Someone will wear: black dress pants, dress shirt, and a tie that compliments the dancer's dress.						Dad's will meet us backstage @ 5:45p.m.	
	SONG	Tights	Eyes	Lips	Hair	Dress Rehearsal	Recital Day
5:10 – 6:00 Lyrical 8 - 12	In My Dreams	Capezio Caramel Transition Folded- up off Feet	Mauve/Lavender	Berry	High No Part Donut Bun	Thursday May 30 th	Saturday 6/8 Show Two Arrival: 4:30
6:00 – 6:50 Jazz 6 – 8	You Make Me Feel So Young	Capezio Caramel	Mauve/Lavender	Berry	High No Part Donut Bun <i>*Hair Bow centered in front of bun*</i>	UPDATED TUESDAY May 28 th Wednesday May 29th	Saturday 6/8 Show One Arrival: 11:30

6:50 – 7:40 Contemp. 10 – 13	Shake It Out	Capezio Caramel Transition Folded- up off Feet	Mauve/Lavender	Berry	High No Part Donut Bun	Thursday May 30 th	Saturday 6/8 Show Two Arrival: 4:30
7:40 – 8:30 Contemp. 13 & up	The Grudge	Capezio Caramel Transition Folded- up off Feet	Mauve/Lavender	Berry	High No Part Donut Bun	Thursday May 30 th	Saturday 6/8 Show Two Arrival: 4:30
8:30 – 9:20 Hip-Hop 13 & up	Salute	Capezio Caramel	Mauve/Lavender	Berry	High No Part Donut Bun	Thursday May 30 th	Saturday 6/8 Show Two Arrival: 4:30
WEDNESDAY	SONG	Tights	Eyes	Lips	Hair	Dress Rehearsal	Recital Day
5:10 – 6:00 Acro 6 - 8	Better When I'm Dancing	Capezio Caramel Transition Folded- up off Feet	Mauve/Lavender	Berry	High No Part Donut Bun	UPDATED TUESDAY May 28 th Wednesday May 29th	Saturday 6/8 Show One Arrival: 11:30
6:00 – 6:0 Adv. – Exp. Acro	Jungle	Capezio Caramel Transition Folded- up off Feet	Mauve/Lavender	Berry	High No Part Donut Bun	Thursday May 30 th	Saturday 6/8 Show Two Arrival: 4:30
6:50 – 7:40 Acro 8 - 12	Be Our Guest	Capezio Caramel Transition Folded- up off Feet	Mauve/Lavender	Berry	High No Part Donut Bun	Thursday May 30 th	Saturday 6/8 Show Two Arrival: 4:30
7:40 – 8:30 Acro 10 & Up	I Got the Music in Me	Capezio Caramel Transition Folded- up off Feet	Mauve/Lavender	Berry	High No Part Donut Bun	Thursday May 30 th	Saturday 6/8 Show Two Arrival: 4:30
THURSDAY	SONG	Tights	Eyes	Lips	Hair	Dress Rehearsal	Recital Day
9:30 – 10:20 Combo 4 – 5 (Ballet)	You Were Made to Fly	Capezio Ballet Pink	Lavender / Light Purple Eyes	Light Pink	High No Part Donut Bun	UPDATED TUESDAY May 28 th Wednesday May 29th	Saturday 6/8 Show One Arrival: 11:30
4:20 – 5:10 Tap 6 – 8	Lollipop	Capezio Caramel	Mauve/Lavender	Berry	High No Part Donut Bun	UPDATED TUESDAY May 28 th Wednesday May 29th	Saturday 6/8 Show One Arrival: 11:30
5:10 – 6:00 Jazz 6 – 8	Perfect Day	Capezio Caramel	Mauve/Lavender	Berry	High No Part Donut Bun <i>*Hair Bow centered in front of bun*</i>	UPDATED TUESDAY May 28 th Wednesday May 29th	Saturday 6/8 Show One Arrival: 11:30
6:00 – 6:50 Jazz 10 – 13	Le Jazz Hot	Capezio Caramel	Mauve/Lavender	Berry	High No Part Donut Bun	Thursday May 30 th	Saturday 6/8 Show Two Arrival: 4:30
6:50 – 7:40 Jazz 13 & up	Zero to Hero	Capezio Caramel	Mauve/Lavender	Berry	High No Part Donut Bun	Thursday May 30 th	Saturday 6/8 Show Two Arrival: 4:30

SATURDAY	SONG	Tights	Eyes	Lips	Hair	Dress Rehearsal	Recital Day
9:30 – 10:20 Combo 3 – 4 (Ballet)	Cover Me In Sunshine	Capezio Ballet Pink	Lavender / Light Purple Eyes	Light Pink	High No Part Donut Bun	UPDATED TUESDAY May 28 th Wednesday May 29th	Saturday 6/8 Show One Arrival: 11:30
10:30 – 11:20 Combo 4 – 5 (Tap)	What if I Shine	Capezio Caramel	Silver (sparkle) Eyes	Bright Pink	High No Part PONYTAIL *Hair Bow centered in front of ponytail*	UPDATED TUESDAY May 28 th Wednesday May 29th	Saturday 6/8 Show One Arrival: 11:30
11:30 - 12:15 Creative Movement 2 – 3	Never Grow Up	Capezio Ballet Pink	Neutral / Browns	Light Pink	<i>Mini Donut Bun</i> <i>If hair is short simply put hair "All Up" so it is back off their face.</i>	UPDATED TUESDAY May 28 th Wednesday May 29th	Saturday 6/8 Show One Arrival: 11:30

STUDIO B

MONDAY	SONG	Tights	Eyes	Lips	Hair	Dress Rehearsal	Recital Day
5:20 – 6:10 Irish Hardshoe	Dreams	Capezio Caramel	Mauve/Lavender	Berry	High No Part Donut Bun	Thursday May 30 th	Saturday 6/8 Show Two Arrival: 4:30
6:10 – 7:00 Irish 10 – 13	Showcase	Capezio BLACK	Mauve/Lavender	Berry	High No Part Donut Bun	Thursday May 30 th	Saturday 6/8 Show Two Arrival: 4:30
7:00 – 7:50 Tap 8 – 10	Mr. Blue Sky	Capezio Caramel	Mauve/Lavender	Berry	High No Part Donut Bun	Thursday May 30 th	Saturday 6/8 Show Two Arrival: 4:30
TUESDAY	SONG	Tights	Eyes	Lips	Hair	Dress Rehearsal	Recital Day
4:20 – 5:10 Hip-Hop 8 - 10	You Can't Touch This	Capezio Caramel	Mauve/Lavender	Berry	High No Part Donut Bun	Thursday May 30 th	Saturday 6/8 Show Two Arrival: 4:30
5:10 – 6:00 Ballet 6 – 8	Serenade to Spring	Capezio Ballet Pink	Mauve/Lavender	Berry	High No Part Donut Bun	UPDATED TUESDAY May 28 th Wednesday May 29th	Saturday 6/8 Show One Arrival: 11:30
6:00 – 6:50 Ballet 8 – 12	Can You Feel the Love Tonight	Capezio Ballet Pink	Mauve/Lavender	Berry	High No Part Donut Bun	Thursday May 30 th	Saturday 6/8 Show Two Arrival: 4:30
6:50 – 7:40 Exp. Ballet 13 & up	Dancing on My Own	Capezio Ballet Pink	Mauve/Lavender	Berry	High No Part Donut Bun	Thursday May 30 th	Saturday 6/8 Show Two Arrival: 4:30
7:40 – 8:30 Hip-Hop 10 – 13	Good Feeling	Capezio Caramel	Mauve/Lavender	Berry	High No Part Donut Bun	Thursday May 30 th	Saturday 6/8 Show Two Arrival: 4:30

WEDNESDAY	SONG	Tights	Eyes	Lips	Hair	Dress Rehearsal	Recital Day
4:20 – 5:10 Ballet 6 – 8	Into the Unknown	Capezio Ballet Pink	Mauve/Lavender	Berry	High No Part Donut Bun	UPDATED TUESDAY May 28 th Wednesday May 29th	Saturday 6/8 Show One Arrival: 11:30
5:10 – 6:00 Ballet Team Purple	Nobody Gets Me	Capezio Ballet Pink	Mauve/Lavender	Berry	High No Part Donut Bun	Thursday May 30 th	Saturday 6/8 Show Two Arrival: 4:30
6:00 – 6:50 Lyrical 10 – 13	Photograph	Capezio Caramel Transition Folded- up off Feet	Mauve/Lavender	Berry	High No Part Donut Bun	Thursday May 30 th	Saturday 6/8 Show Two Arrival: 4:30
6:50 – 7:40 Ballet 10 & Up	Don't Stop Belevin'	Capezio Ballet Pink	Mauve/Lavender	Berry	High No Part Donut Bun	Thursday May 30 th	Saturday 6/8 Show Two Arrival: 4:30
7:40 – 8:30 Irish 8 - 12	Fireflies	Capezio Caramel	Mauve/Lavender	Berry	High No Part Donut Bun	Thursday May 30 th	Saturday 6/8 Show Two Arrival: 4:30
THURSDAY	SONG	Tights	Eyes	Lips	Hair	Dress Rehearsal	Recital Day
5:10 – 6:00 Tap 10 – 13	Crazy Little Thing Called Love	Capezio Caramel	Mauve/Lavender	Berry	High No Part Donut Bun	Thursday May 30 th	Saturday 6/8 Show Two Arrival: 4:30
6:00 – 6:50 Tap 13 & up	Love on Top	Capezio Caramel	Mauve/Lavender	Berry	High No Part Donut Bun	Thursday May 30 th	Saturday 6/8 Show Two Arrival: 4:30
SATURDAY	SONG	Tights	Eyes	Lips	Hair	Dress Rehearsal	Recital Day
9:30 – 10:20 Kinder Combo	Tap: Shake Rattle & Roll Ballet: You Know It's About You	Capezio Caramel	Mauve/Lavender	Berry	High No Part Donut Bun Tap: <i>Hair Bow centered</i> Ballet: <i>No accessory</i>	UPDATED TUESDAY May 28 th Wednesday May 29th	Saturday 6/8 Show One Arrival: 11:30
<u>Daddy Daughter Dance "Cinderella"</u> Dancers will wear: Their favorite fancy party dress (with shorts or leotard under). Capezio Caramel Tights & Ballet Shoes Dads/Special Someone will wear: black dress pants, dress shirt, and a tie that compliments the dancer's dress.						Dress Rehearsal UPDATED TUESDAY MAY 28TH Wednesday May 29th Dad's will meet us backstage @ 5:45p.m.	Recital Day - Show One Dad's will meet us backstage at the end of Intermission

STUDIO C							
MONDAY	SONG	Tights	Eyes	Lips	Hair	Dress Rehearsal	Recital Day
6:30 – 7:30 Adv. Teen & Team Magenta	Unstoppable	Capezio Ballet Pink	Mauve/Lavender	Berry	High No Part Donut Bun	Thursday May 30 th	Saturday 6/8 Show One Arrival: 11:30
							Saturday 6/8 Show Two Arrival: 4:30
7:00 – 7:30 Demi-Pointe / Pointe	Halo	Capezio Ballet Pink	Mauve/Lavender	Berry	High No Part Donut Bun	Thursday May 30 th	Saturday 6/8 Show One Arrival: 11:30
							Saturday 6/8 Show Two Arrival: 4:30
8:00 – 8:50 Theatre Dance 13 & up	Step in Time	Capezio Caramel	Mauve/Lavender	Berry	High No Part Donut Bun	Thursday May 30 th	Saturday 6/8 Show Two Arrival: 4:30
WEDNESDAY	SONG	Tights	Eyes	Lips	Hair	Dress Rehearsal	Recital Day
8:10 – 9:00 Lyrical 13 & Up	Fix You	Capezio Caramel Transition Folded-up off Feet	Mauve/Lavender	Berry	High No Part Donut Bun	Thursday May 30 th	Saturday 6/8 Show Two Arrival: 4:30



TEAM DANCERS SCHEDULE AT A GLANCE			
UPDATED TUESDAY MAY 28th Wednesday May 29th 6:00 – 8:30p.m Dress Rehearsal Opening Number Rehearsal	Thursday May 30th 5:00 – 8:30p.m Dress Rehearsal Full Show 2 Run-through	Saturday June 8th ON STAGE READY for Show One at 11:15a.m.	Saturday June 8th ON STAGE READY for Show Two at 4:15p.m.

All of our Team Dancers Attend Both Dress Rehearsals and perform in both shows. Team Dancers open each show with the opening number.

*See Previous Pages Studio Charts for Ballet class (and other optional class) info. **Additional Groups Perform in Team Showcase in May.***

TEAM / CLASS	SONG	SHOW(S)	Tights	Eyes	Lips	Hair
Intro to Team	Boogie Woogie Bugle Boy Born to Be Brave	ONE & TWO	Capezio Caramel	Mauve/Lavender	Berry	High No Part Donut Bun
Team Purple Tap & Jazz	Throwback Love Diamonds	ONE & TWO	Capezio Caramel			
Team Magenta Tap & Jazz	Geronimo Confident	ONE & TWO	Capezio Caramel			
Team Magenta Contemporary	I'm Just a Girl	ONE & TWO	Capezio Caramel Folded up off feet			

2024 RECITAL SHOW ORDER

12:00 SHOW				5:00 SHOW			
ACT I		ACT II		ACT III		ACT IV	
1	Opening Number	1	Better When I'm Dancing	1	Opening Number	1	Step In Time (Theatre Dance Class)
2	Perfect Day	2	Cinderella (Daddy Daughter Dance)	2	Don't Stop Believin'	2	Be Our Guest
3	Shake Rattle & Roll	3	Throwback Love	3	Love On Top	3	I Got the Music in Me
4	Unstoppable	4	Confident	4	Good Feeling	4	Jungle
5	You Make Me Feel So Young	5	Boogie Woogie Bugle Boy	5	Best Song Ever	5	Revolting Children
6	Never Grow Up	6	Cover Me In Sunshine	6	Halo	6	Dancing on My Own
7	A Little More	7	Lollipop	7	Boogie Woogie Bugle Boy	7	In My Dreams
8	Halo	8	You Know It's About You	8	Nobody Gets Me	8	Photograph
9	Into The Unknown	9	Dance Dance Dance	9	You Can't Touch This	9	Zero to Hero
10	What If I Shine	10	I'm Just A Girl	10	Showcase	10	Can You Feel the Love Tonight
11	Diamonds	11	You Were Made to Fly	11	Unstoppable	11	Confident
12	Serenade to Spring	12	Born to Be Brave	12	Shake It Out	12	Music Box Dancer
13	Geronimo	13	The Goodbye Song	13	Throwback Love	13	The Grudge
<p>INTERMISSION 15 minutes</p> 		14	Chim Chim Cher-ee / Step in Time FINALE	14	Salute	14	Crazy Little Thing Called Love
		15	Mr. Blue Sky	15	Fix You		
		16	Fireflies	16	Born to Be Brave		
		17	I'm Just a Girl	17	Chim Chim Cher-ee / Step in Time FINALE		
		18	Le Jazz Hot				
		19	Dreams				
		20	Diamonds				
		21	Don't Rain On My Parade				
		22	Geronimo				
				<p>INTERMISSION 15 minutes</p>			