



TOYOTA

AVANZA



Got the Looks, Got the Moves.

The new AVANZA's amazing great looks take the 7-passenger MPV into a whole new world of driving pleasure.





Space to Make Your Dreams Come True

In addition to seats in which seven passengers can relax and ride in comfort, the AVANZA offers versatile seat configuration with a sliding second row and split seats that fold down independently.



Expand cargo space mode



Long cargo item mode



Large cargo space mode



2nd row seat slide mode



Air Conditioning: Dual air condition can optimize comfort both front and back.



Now Even More Enjoyable to Drive

The new cockpit's larger center cluster and new meter design make everything you need to do or know more accessible and visible, adding to your driving pleasure. Also, to support the safe drive, front seat are equipped with Dual-airbag.



Driver and front passenger seat SRS* Airbags
*SRS Supplemental Restrain System



1.5-liter Dual VVT-i twin-cam engine (2NR-VE)

Refined Performance and Sophisticated Design


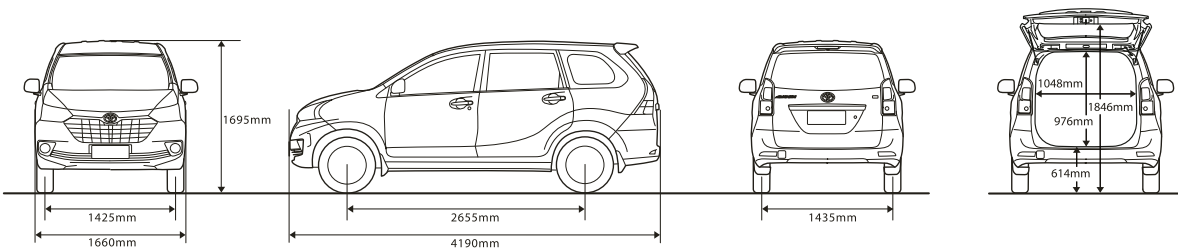
Your city and your world are waiting, and there is so much to enjoy on the way. The new engine and powertrain are quieter and fuel-efficient. The new suspension enhances stability and handling for greater riding comfort.




SPECIFICATIONS		GL		STD	
		1.5 liters AT	1.5 liters MT	1.5 liters AT	1.5 liters MT
DIMENSIONS & WEIGHT					
Overall	Length	mm		4190	
	Width	mm		1660	
	Height* ¹	mm		1695	
Wheelbase	mm		2655		
Tread	Front	mm		1425	
	Rear	mm		1435	
Ground clearance (without Axle)	mm		200* ¹ , 180* ²		
Angle of approach	degrees		27.3		
Angle of departure	degrees		25.6		
Interior	Length	mm		2480	
	Width	mm		1415	
	Height	mm		1270	
Cargo capacity (VDA)	liters		899* ³		
Curb weight	kg	1170	1160	1170	1160
Gross vehicle weight	kg	1700			
Seating capacity	persons	7			
Fuel tank capacity	liters	45			
CHASSIS					
Transmission type	4-speed AT, 5-speed MT				
Suspension	Front	MacPherson strut			
	Rear	5-Link (4-link with lateral control rod)			
Steering gear type	Rack & pinion				
Brakes	Front	Ventilated Disc			
	Rear	Leading-trailing drum			
Min. turning radius Tires	m	4.7			
Tires		185/65R15		185/70R14	
ENGINE					
Engine type	1.5-liter gasoline (2NR-VE)				
Number of cylinders & arrangement	4 cylinders, in-line				
Valve mechanism	16-valve DOHC, chain drive with Dual VVT-i				
Displacement	c.c.	1496			
Fuel system	Port Injection				
Max. output (EURO2)	HP/rpm	103 / 6000			
Max. torque (EURO2)	kg-m/rpm	13.9 / 4200			

*1 Without Axle (1 person) *2 Rear with Axle (1 person) *3 3rd-row seat tumble, to roof

- Addition of extra features may change figures in this chart.
- Toyota Motor Corporation reserves the right to alter any details of specifications and equipment without notice. Details of specifications and equipment are also subject to change to suit local conditions and requirements. Please inquire at your local dealer for details of any such changes that might be required for your area.
- Note: Vehicles pictured and specifications detailed in this catalog may vary from models and equipment available in your area. Vehicle body color might differ slightly from the printed photos in this catalog.



Silver Mica Metallic




Gray Metallic



Blue Metallic



Beige Metallic



White



Black Metallic



TOYOTA

TOYOTA MOTOR CORPORATION