

OCTOBER 2019



A PARENT'S GUIDE TO PROBATIONARY DRIVING

GIVE THIS TO YOUR PARENTS

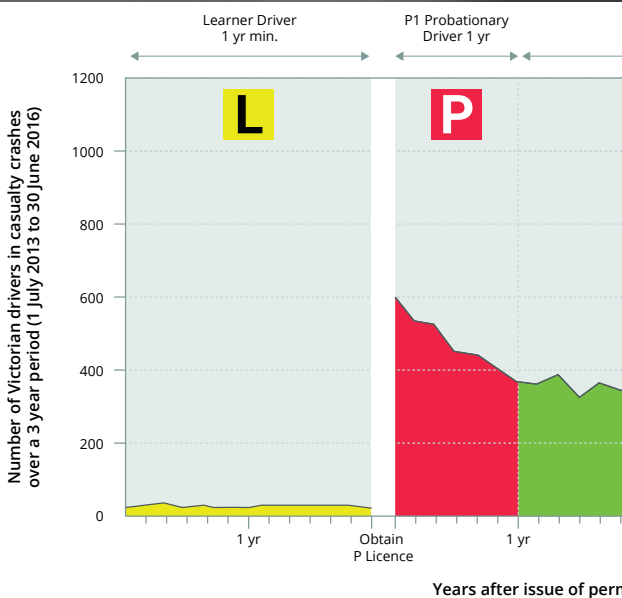


Graduated Licensing System

HELPING YOUNG DRIVERS BE SAFER DRIVERS

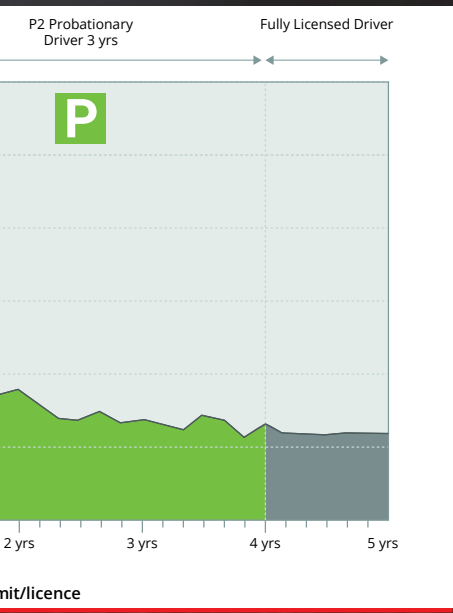
P drivers have more crashes than other road users, and the number one killer

This graph shows that your P driver's first year of driving is the most dangerous.



Make sure you and your P driver know the rules for P drivers. Help your P driver stay safe and keep their licence.

Crashes than any other age group car crashes are of young people.





You helped by giving them at least **120** hours of practice

Victoria's Graduated Licensing System helps young drivers stay safe by introducing them to driving in stages.

You've already helped your P driver get as much practice as possible during the learner period.

This is an important first step, but as the graph shows, the first year of driving is the most dangerous.

All P drivers are at risk, but there are some things you can do to help keep your P driver as safe as possible.



How can you help now?

There are two key things you can do to help reduce your P driver's risk of being involved in a crash:

- Encourage them to stick to the special rules that apply to P1 and P2 drivers because these are designed to reduce their risk.
- Encourage them to avoid situations known to result in a higher crash risk for new drivers (such as multiple peer passengers and night-time driving).

Rules for P drivers

Most P drivers will spend four years on Ps – one year on a P1 licence (red P plates must be displayed) and three years on a P2 licence (green P plates must be displayed).

Your P driver needs to have a good driving record to move through the Graduated Licensing System.

As is the case for fully licensed drivers, if P drivers do the wrong thing they might be fined, get some demerit points or even lose their licence.

Rewarding responsible drivers

The Free Licence Scheme rewards Victoria's more responsible young drivers.

P drivers who are under 25 when they complete their entire P1 and P2 probationary periods and have a good driving record may be eligible for a free three year driver licence.

For further information on eligibility rules, go to vicroads.vic.gov.au



There are special rules for P1 drivers

The special rules are:

- Must not drive with more than one peer passenger (aged 16 to under 22 years of age).
- Must not tow (unless for work or under supervision of a full licence holder sitting beside the driver).

Both P1 and P2 drivers must obey these special rules:

- Must not use a mobile phone of any kind while driving (no hands-free, hand-held or messaging).
- Must not drive a probationary prohibited vehicle (for more information visit vicroads.vic.gov.au).
- Must have a zero Blood Alcohol Concentration (BAC).
- Must display red (P1) or green (P2) P plates and carry their licence when driving.

A bad driving record will extend their time on a P1 or P2 licence.

If caught drink driving, as well as losing their licence they will have to complete a Behaviour Change Program and pay to install an expensive alcohol interlock on their vehicle to stop them drink driving again when they get their licence back.

Vehicle impoundment applies to hoon offences.

If P drivers break these rules they will be fined and may get some demerit points.



If P drivers get five or more demerit points in any 12 month period, their licence may be suspended for at least three months. If that happens, they'll spend extra time on their current licence before moving to the next licence stage.

Your P driver is almost certainly proud of their effort to get a licence.

Please encourage them to obey these rules and keep their licence.

The special requirements for P1 and P2 drivers can be found at vicroads.vic.gov.au.



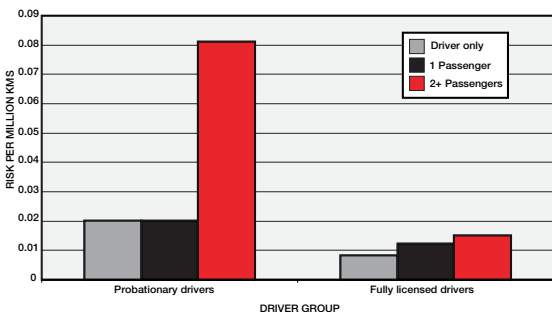
Passenger restrictions

P drivers are much more likely to be involved in a fatality crash if they carry more than one passenger. Many first year P drivers involved in fatal crashes are carrying two or more passengers.

This graph shows that P drivers with passengers have four times the risk of crashing.

Fatal crash risk with multiple passengers

Risk per million km driven for probationary and fully licensed drivers Melbourne 2000-2002.





Peer passengers affected by alcohol can pose a dangerous distraction for an inexperienced driver. A group of peer passengers can also directly and indirectly encourage risk taking behaviour.

P1 drivers cannot carry more than one passenger aged 16 to under 22 years of age at any time, day or night.

Allowances will be made for carrying family members, when driving with a fully licensed driver beside the driver (as is the case for learner drivers), or for driving an emergency vehicle. Exemptions to passenger restrictions can be considered on a case-by-case basis on the grounds of hardship.

This restriction will affect many young drivers and may be difficult to obey at times, but the graph shows what an important rule it is – your P1 driver and their friends will be much safer as a result.

Your support for the peer passenger restriction is important. Your P1 driver may rely on access to your car for their social life, education, or work. You will have a positive effect on their safety if you can influence them to obey this key restriction.

You and your P1 driver can find out more about the P1 peer passenger restriction at:
vicroads.vic.gov.au



Avoiding high risk situations

The most important factor in crashes for P drivers is the combination of their inexperience with complex or risky driving situations.

You'll minimise your P driver's crash risk whenever you encourage them to avoid driving in risky situations.

You should encourage this until they have gained at least 12 months experience on their Ps.

High risk driving situations for P drivers include driving:

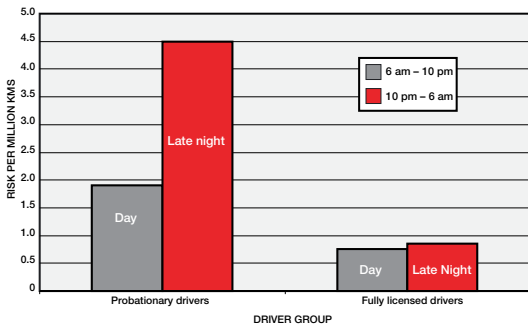
- At night.
- With multiple passengers.
- When tired.
- In poor weather conditions.
- While impaired by alcohol or drugs.
- On unfamiliar roads or in unfamiliar driving conditions.
- At dusk or dawn when there are sun glare problems.
- When distracted e.g. when using a mobile phone or other electronic equipment.



Driving at night is very risky for P drivers

Inexperience, fatigue and poor visibility can be a deadly combination. This graph shows that P drivers are much more likely to be involved in a crash late at night.

Risk of crashing late at night



You can have a positive effect on your P driver's safety. Encourage them to avoid driving at night.



Practical suggestions for safety

Encourage your P driver to obey the peer passenger restriction and limit their night driving, for the first 12 months.

Talk to your P driver about getting to and from their destination safely:

- They can use public transport with friends, including night rider buses, where available.
- They can share a taxi with friends.
- They can drive themselves to a party (reasonably early) with no more than one friend, stay the night if safe and drive home in the morning.
- They can get a lift with a friend and stay overnight.
- They can get a lift with a more experienced driver, such as a fully licensed driver.
- You can drive them.



You can also encourage your P driver to make decisions about transport that promote their safety (and the safety of their friends):

- Encourage them to
 - borrow your car. P drivers using parents' cars drive more carefully
 - own or use a newer mid-size car because they're usually safer than very small or older cars. Safety features like airbags, ABS and ESC can save lives. It's worth checking out crash test and safety information at: **howsafeisyourcar.com.au**
- Suggest that to be a safe passenger, they should
 - avoid being a passenger in a car where the driver has less than 12 months driving experience
 - not distract the driver
 - always wear a seatbelt
 - avoid being a passenger in a car when the driver is affected by alcohol or drugs
 - be alert to signs of driver tiredness, and encourage the driver to take breaks on long trips
 - ask the driver to stop and let them out if they don't feel safe
 - get a lift with the most experienced driver available.





Road laws change from time to time.

Requirements for P1 and P2 probationary drivers may change accordingly. It is your P driver's responsibility to ensure that they have the most recent edition of this brochure and any update sheets.

This brochure is a guide only and is not legal advice.