



SYNCROLITE XL

The pinnacle of Xenon lighting. The XL is the Brightest Skylight and Wash Light for the Biggest Nights



The Syncrolite™ XL is ideal for concert touring, live events, or architectural applications. It can be configured as a color-changing fully automatic or static Xenon skylight. It features innovative Xenon lamp technology with 90+ CRI. XL's versatility as a sky beam, spotlight or a full flood wash makes the XL the ultimate large format lighting fixture.

The Syncrolite XL features a number of exclusive Syncrolite proprietary innovations including true additive and subtractive dichroic color mixing using our patented Omnicolor™ system featuring heat-resistant DichroFilm™ color filters and VFL holographic micro lens light-shaping diffusers for control of light distribution. Dimming is accomplished via a high speed Venetian blind douser. The XL is IP43 rated.

FEATURES

- VFL light-shaping diffuser film lenses, available from 5° to 80° and in various anamorphic ratios including 60° x 10°, 30° x 5°, 75° x 35°, 40° x 0.2° and 95° x 35°. VFL™ lenses provide unparalleled flat fields and color integration.
- High resolution pan and tilt (16 bit)
- Beam Shaping Gobos are available as fixed patterns, scrolling motion effects, with dichroic color and as transparent patterns on VFL lenses
- Highest Output through proprietary technologies, such as our extremely efficient HP reflectors, to insure the maximum luminous output per watt of any production large-format xenon luminaire
- Beyond the normal beam adjustment range of fully collimated to 20° flood the XL provides Beam Overdrive which produces a focused converging beam.

All Syncrolite products are available in an array of custom configurations ranging from static to fully automated weatherized open white collimated Skybeams or dynamic wash lights with or without Omnicolor™ dichroic color mixing, variable film lensing, color correction filters (CTO, CTB, and CTS), or automated douser.

BCT ENTERTAINMENT

BUS: 714-237-9270

WWW.BCTENTERTAINMENT.COM



SYNCROLITE XL

SPECIFICATIONS

Source:	7000 Watt Xenon	Pan:	540° Variable Speed
Life:	500 Hours	Tilt:	270° Variable Speed
Color Temperature:	6000	Color Module:	OmniColor™ color-changing system with DichroFilm™ filters
CRI:	90+	Lens Module:	VFL holographic microlens light shaping diffusers, Beam Shaping Gobos and FX Engines
Reflector:	Proprietary 20" High Performance	Ballast:	Magnetic XLB
Control:	14-channel DMX	Power Requirement:	120/208V 3-phase 30A 60 Hz 230/400V 3-phase 16A 50Hz
On-Board Control:	5 Buttons with Backlit LCD Screen	Construction:	Powder-Coated Aluminum
Operation:	Opto-Isolated electronics, servo motor operation	Mounting:	Mountable on all planes
Strobe/Douser:	High-speed Venetian-blind style douser	Weight Lamphead:	268 lbs
Beam:	Fully Collimated to 20° with additional Beam Overdrive function	Weight Ballast:	224 lbs

RDM optionally available on new equipment

PHOTOMETRICS

Narrow Field of View	Throw Distance (Ft/m)	30/9.1	50/15.2	100/30.5	200/61.0	300/91.4
	Beam Diameter (Ft/m)	3.1/1.0	5.2/1.6	10.5/3.2	21.0/6.4	31.4/9.6
	Illuminance (fc/lux)	21,200/230,407	7,632/82,583	1,908/20,511	477/5,128	212/2,284

Wide Field of View	Throw Distance (Ft/m)	30/9.1	50/15.2	100/30.5	200/61.0	300/91.4
	Beam Diameter (Ft/m)	9.5/2.9	15.8/4.8	31.7/9.7	63.4/19.3	95.0/29.0
	Illuminance (fc/lux)	3,680/39,995	1,325/14,335	331/3,560	83/890	37/396

Beam Angle	Tn, Beam	Field Angle	Tn, Field	CBI (Candela)
5	0.087	6	0.105	19,080,000
9	0.157	18	0.317	3,312,000

Multiply throw distance by respective Tn factors to calculate beam and field diameters.
Divide CBI (Candela) by distance squared to find center beam illuminance.
Distance in feet gives foot candles, distance in meters gives lux.

Syncrolite's proprietary OmniColor™ technology is Patent Protected. Product is CSA / ETL / CE Listed
Copyright © 2015 Syncrolite, LLC Specifications subject to change. v20150720



BCT ENTERTAINMENT

BUS: 714-237-9270

WWW.BCTENTERTAINMENT.COM

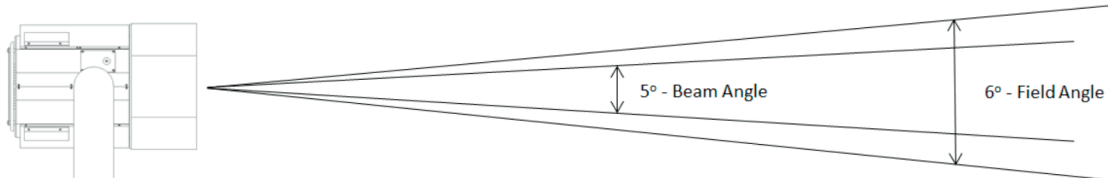


SYNCROLITE XL

SYNCROLITE XL

PHOTOMETRIC DATA

XL-NFOV (Narrow Field of View)

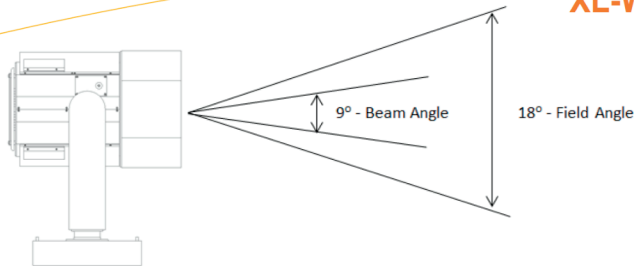


Throw Distance (Ft)	30	50	100
Beam Diameter (Ft)	3.1	5.2	10.5
Illuminance (fc)	21,200	7,632	1,908
Throw Distance (m)	9.1	15.2	30.5
Beam Diameter (m)	1.0	1.6	3.2
Illuminance (lux)	230,407	82,583	20,511

Beam Angle	Tn, Beam	Field Angle	Tn, Field	CBI (candela)
5	0.087	6	0.105	19,080,000

Multiply throw distance by Tn to calculate beam and field diameters.
 Divide CBI (candela) by distance squared to find center beam illuminance.
 Distance in feet -> foot candles
 Distance in meters -> lux

XL-WFOV (Wide Field of View)



Throw Distance (Ft)	30	50	100
Beam Diameter (Ft)	9.5	15.8	31.7
Illuminance (fc)	3,680	1,325	331
Throw Distance (m)	9.1	15.2	30.5
Beam Diameter (m)	2.9	4.8	9.7
Illuminance (lux)	39,995	14,335	3,560

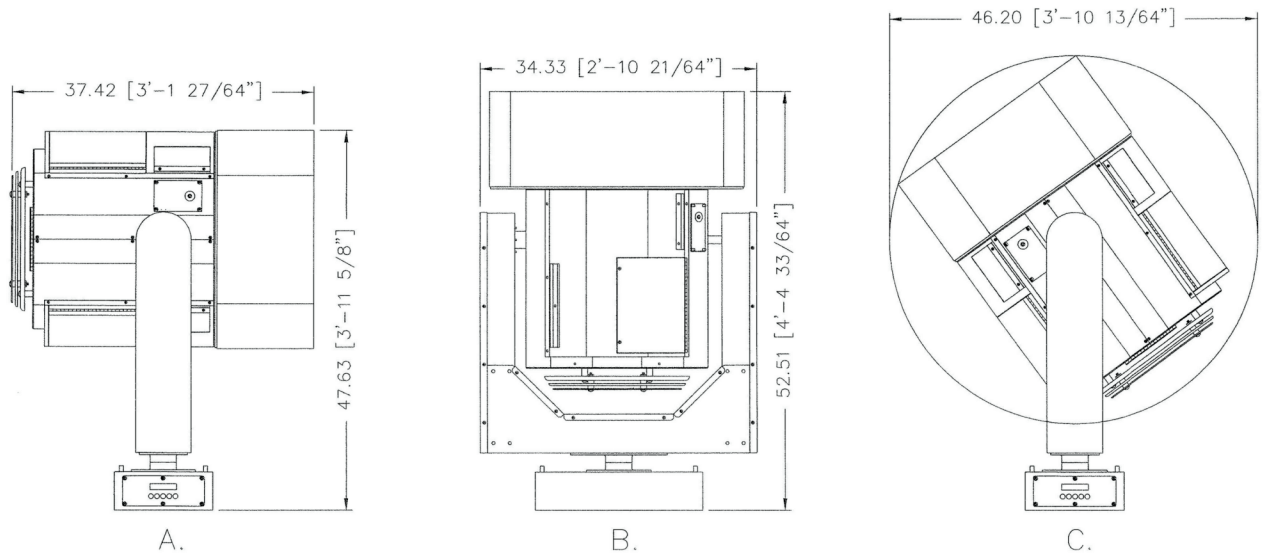
Beam Angle	Tn, Beam	Field Angle	Tn, Field	CBI (candela)
9	0.157	18	0.317	3,312,000

Multiply throw distance by Tn to calculate beam and field diameters.
 Divide CBI (candela) by distance squared to find center beam illuminance.
 Distance in feet -> foot candles
 Distance in meters -> lux

© Syncrolite, LLC Specifications subject to change. v20131113



SYNCROLITE XL



3. When off axis, the XL10 largest orbit diameter is shown on Drawing C.
2. When the XL10 is vertical, the highest point is shown on Drawing B.
1. Representing the widest length, when XL10 is Horizontal is shown on Drawing A.

NOTES: UNLESS OTHERWISE SPECIFIED.

REVISIONS			DR BY	SYNCROLITE LP
REV	DESCRIPTION	DATE	MCS	10760 SHADY TRAIL, SUITE 100
X	XXX	XX/XX/08	XXX	DALLAS, TEXAS 75220
			XXX	PH 214-350-7896 FAX 214-350-8051
			SCALE	XL10 OVERALL DIMENSION SPEC
			NTS	
			DATE	04/15/08
			DRAWING #	XXXXXXX
			REV	0

BCT ENTERTAINMENT
 BUS: 714-237-9270
 WWW.BCTENTERTAINMENT.COM