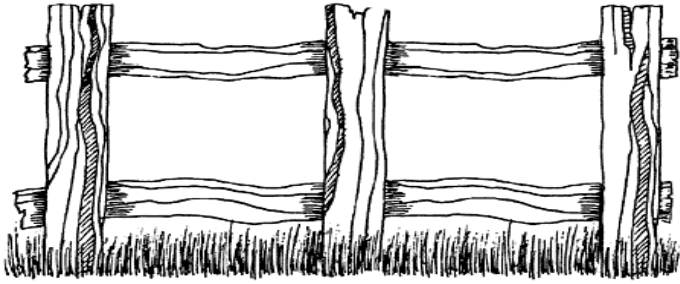


# THE CEDAR RAIL



## POST

Sept/Oct 2021

Ummm...excuse me – did anyone happen to see August?? I seriously cannot believe we are in September already!


This season is definitely winding down.....  
nights are colder....leaves are falling...  
...AND that means we are already planning for  
next season!!!!

After 2 seasons full of restrictions, rules, constant  
confusion and oh-so-many policy changes, our  
hopes are high that all activities will be back  
in full force next season.



### UPCOMING EVENTS

<i>Sewing</i>	Mondays @ 9:00 am
<i>Coffee Time</i>	Tuesdays @ 10:00 am
<i>Shuffleboard</i>	Wednesdays @ 10:00 am
<i>Bingo</i>	Wednesdays @ 6:30 pm
<i>Ladies' Crafts</i>	Fridays @ 10:00 am
<i>Quilting</i>	Fridays @ 1:00 pm
<i>Lucky 13</i>	Fridays @ 6:30 pm
<i>Bingo</i>	Saturdays @ 2:00 pm



Thank you to all our campers, for bearing with us these last two years. We could not have done it without your patience, support and smiles!

# VOLUNTEER NEWS

First and foremost, a huge shout out to all of the volunteers this year for another fun-filled year!

We now have an email address!! You can reach the volunteer committee at [cedartrailvolunteers@yahoo.com](mailto:cedartrailvolunteers@yahoo.com). Feel free to email suggestions, ask questions, give feedback, and to find out more information on volunteering!

The Penny Raffle was a huge success! Overall \$ 2,451.00 was raised! This was the largest Penny Raffle ever as there was so many prizes – thank you for all of your generous donations! Because it is getting so large, the prizes will no longer fit in the store. Next year, it will be held in West Wind Hall. Once again, we will move it back to July with the draws taking place August long weekend.

We are hoping to keep doing Bingo and Lucky 13 for the next few weeks. There will be a couple weeks in September when some RV groups may use the hall during the week, so keep an eye on Facebook regarding Bingo on Wednesday evenings. We will also find out more if the vaccine passport will affect activities at Riverside Hall and information will be released when we know.

A little reminder to all volunteers with outstanding expenses – please have your receipts in to Delores by October 1<sup>st</sup> so she can ensure you are paid before the end of the season.

For next year, we are asking anyone who is planning any sort of event here in the park, to get approval from Camp Management (as always) and the volunteer committee as well to ensure enough volunteers are available so that the store staff does not have to add to their usual tasks by collecting money, handing out prizes, etc., any more than needed.

As mentioned in the last newsletter, it was suggested earlier this year to donate \$500 to the local Ambulance Services for the great job that they do. This was voted and passed at the September meeting and the donation will be done this fall.

Do you know someone Crafty? Laura Elliot, who has taught the craft day the last two years, will be unable to do so going forward. If you have an idea on a fun craft or know of someone who could provide a craft day, please drop the idea in the volunteer mail box or email them.

Finally, the plan is to have our meetings return to the Monday mornings of long weekends next year. A “mini-meeting” will be held early in May (likely the first Saturday) just to get the ball rolling for the new season.

## Any Interest?

We have had a line dancer instructor and an amateur astronomer approach us about having events here next year for campers...would there be any interest in this?

## Can & Bottle Drive

**Thank you to everyone who donated their cans and bottles for the fundraiser for Jeff Stevenson, as well as the many volunteers who sorted and counted! Together we raised \$800! Great job everyone!**

## Calling all Knitters and Crocheters...



As we have for the past several years, we are asking for 6 x 6 squares to be knitted or crocheted over the winter. Bring them back to the camp in the spring and we will make them into afghans to donate to those in need.

Donations of yarn for this is always needed, even part balls or small amount are appreciated.

If you need a pattern for a square, let us know. Thanks so much!!



## Notes From The Office

- Fall packages should be ready by September 15<sup>th</sup> (or shortly after). This will include your contract for 2022, your hydro bill, and your tax bill if applicable.
- Trailer winterizing and Golf cart storage will be available once again. Please come to the office when you pick up your Fall package and put your name on the list if you want this service. As always, if your name is not on the list, it will not get done, even if you have mentioned it to Rick or Laura in passing.
- Leaves in composable bags will be picked up, but will not be picked up with the regular garbage. They will be picked up on Mondays this fall.
- Finally, a HUGE **THANK YOU** to all of our volunteers who worked so hard this year to make events safe and fun. We could not do this without all of your support. You have no idea how appreciated you are!



### Pine Cone Bird Feeder

With winter coming, birds will be looking for food. Here is a simple bird feeder idea made out of a pine cone.

Find a large pine cone with open scales. Tie a string around the pine cone. Knot securely. Using a craft stick, spatula or butter knife, spread peanut butter all over in a thick coating.

Roll in wild bird seed. Hang outside in your favourite tree.

Enjoy watching the birds that come to visit. 😊



# Fun and Games

## Autumn


T	A	H	I	F	T	O	R	A	N	G	E	P	Y
M	E	O	S	A	H	L	E	A	V	E	S	H	H
K	S	T	H	L	A	S	O	C	T	O	B	E	R
A	S	C	A	L	N	A	U	T	U	M	N	C	P
A	S	H	R	C	K	E	L	W	R	I	O	N	S
A	E	O	V	O	S	S	M	I	P	M	M	A	E
J	P	C	E	L	G	S	H	N	C	R	T	H	R
A	T	O	S	O	I	E	T	T	E	M	O	C	O
C	E	L	T	U	V	L	I	E	E	O	S	H	M
K	M	A	U	R	I	P	Z	R	D	H	C	I	S
E	B	T	K	S	N	P	E	I	E	C	H	L	R
T	E	E	O	C	G	A	E	Z	L	B	O	L	E
R	R	W	I	N	D	Y	V	E	P	C	O	Y	E
L	S	C	A	M	P	F	I	R	E	E	L	A	P

WINTERIZE  
SEPTEMBER  
FALL COLOURS  
SMORES  
HARVEST  
AUTUMN  
HOODIE  
JACKET  
SCHOOL  
OCTOBER  
WINDY  
CAMPFIRE  
HOT CHOCOLATE  
ORANGE  
THANKSGIVING  
LEAVES  
APPLES  
CHILLY




# Autumn Maze

Help get the leaves into the basket.



## Back to School



### Across:

2. Place you go to learn
3. A group of students learning together
4. Something used for measurements
6. What you do at school
8. What you carry your books in
10. Where you would rather be than in school

### Down:

1. The person who teaches the class
3. What you might colour with
5. What you carry your lunch in
7. What you use when you make a mistake
9. Something you write with

## Recipes and Tidbits

As Fall arrives, it is definitely the time for cooking more! Soups, Stews, Chilis, Pies, and Rick's favourite – Casseroles!!! This one is loved by everyone. I have made in the crock pot as well with some modifications. Hope you like it! 😊


### Loaded Chicken and Potato Casserole

Yield: 4 to 6 servings

- 1 ½ pounds boneless, skinless chicken breast, cut in 1 inch pieces
- 5 medium Russet or Idaho potatoes, cut in 1 inch pieces
- 1 ½ cups broccoli florets (cut to 1 inch if needed)
- 3 tbsp olive oil
- 1 tsp salt
- 1 tsp black pepper
- ½ cup cooked, chopped bacon
- Sour cream – for serving
- 1 tbsp garlic powder
- ½ tbsp paprika
- 2 cups shredded cheddar cheese
- 2 green onions, sliced thin

1. Preheat oven to 400 deg. Grease 9x13 baking dish with non-stick spray or olive oil.
2. Spread the diced chicken and potatoes evenly into the baking dish.
3. In small bowl, whisk together the olive oil and spices. Reserve 1 tbsp of mixture, pour remainder over chicken and potatoes, stirring to coat.
4. Bake, uncovered, 20 minutes.
5. Add broccoli and pour remaining mixture over mixing well.
6. Continue baking, uncovered, 30-35 minutes.
7. Remove from oven. Sprinkle evenly with cheese, chopped bacon and onion. Bake another 5 minutes or until cheese is melted. Let stand 5 minutes before serving.
8. Serve with sour cream.
9. Eat up! Smile! Undo your belt. Eat more.

This is  how we Roll

  
CAMPING  
IS MY  
HAPPY  
PLACE