

## Youth Substance Use in the UP

Percent of youth reporting substance use in the last 30 days, based on data from the CTC Youth Survey

County	Alcohol Use				E-Cigarette (Vape) Use				Marijuana Use			
	6 <sup>th</sup>	8 <sup>th</sup>	10 <sup>th</sup>	12 <sup>th</sup>	6 <sup>th</sup>	8 <sup>th</sup>	10 <sup>th</sup>	12 <sup>th</sup>	6 <sup>th</sup>	8 <sup>th</sup>	10 <sup>th</sup>	12 <sup>th</sup>
<b>By Grade</b>												
Alger (2022)	6.1	13	17.6	30.8	1.6	8.7	20.0	19.2	1.5	7.2	10.0	30.8
Baraga (2018)	5.9	13.6	38.2	49.3	--	--	--	--	5.9	1.7	21.7	43.8
Chippewa (2020)	5.9	14.5	23.2	35.1	0.9	13.2	23.3	26.8	1.7	9.2	18.5	19.3
Delta (2020)	4.5	8.7	28.9	46.7	3.7	13.0	24.1	22.5	1.5	3.3	13.9	22.6
Dickinson/Iron (2022)	4.9	14.1	22.0	34.1	0.8	11.6	15.3	21.1	0.0	8.8	14.5	20.5
Gogebic (2019)	5	20.6	14.9	39.3	2.5	17.4	23.9	42.5	2.5	14.7	9.0	48.3
*Houghton/Keweenaw (2019)	--	10.9	12.5	26.6	--	--	--	--	--	5	8.9	13.5
Luce (2023)	0	7.4	22.5	47.1	--	--	--	--	0	10.8	7.9	26.5
Mackinac (2021)	3.5	11.3	32.0	31.7	3.5	14.8	20.3	24.1	0.0	3.3	14.7	25.9
Marquette (2023)	4.5	7.6	18	28.6	0.9	6.0	18.3	21.6	0.6	5.4	16.4	19.4
**Menominee (2017)	--	--	--	--	--	--	--	--	--	--	--	--
Ontonagon (2019)	2.2	11.1	18.2	15.2	4.4	11.4	9.1	6.1	0	0	4.5	12.1
Schoolcraft (2023)	1.5	5.8	37.3	43.6	--	--	--	--	0	3	28.8	37.5

Learn more about the evidence-based CTC Youth Survey: [www.CommunitiesThatCare.Net](http://www.CommunitiesThatCare.Net)

\* Coalition no longer active \*\* Coalition not part of UPCTC

## Comparison to National Norms

Percent of youth reporting substance use in last 30 days from Monitoring the Future Survey (8<sup>th</sup> through 12<sup>th</sup> grade only)

By Grade	Alcohol Use				E-Cigarette (Vape) Use				Marijuana Use			
	6 <sup>th</sup>	8 <sup>th</sup>	10 <sup>th</sup>	12 <sup>th</sup>	6 <sup>th</sup>	8 <sup>th</sup>	10 <sup>th</sup>	12 <sup>th</sup>	6 <sup>th</sup>	8 <sup>th</sup>	10 <sup>th</sup>	12 <sup>th</sup>
National Norm (NN) (2022)	--	6	13.6	28.4	--	7.1	14.2	20.7	--	5	12.1	20.2
Counties at or below NN	--	1	1	2	--	1	1	2	--	6	5	5
CTC counties above NN	--	11	11	9	--	7	7	6	--	6	7	7

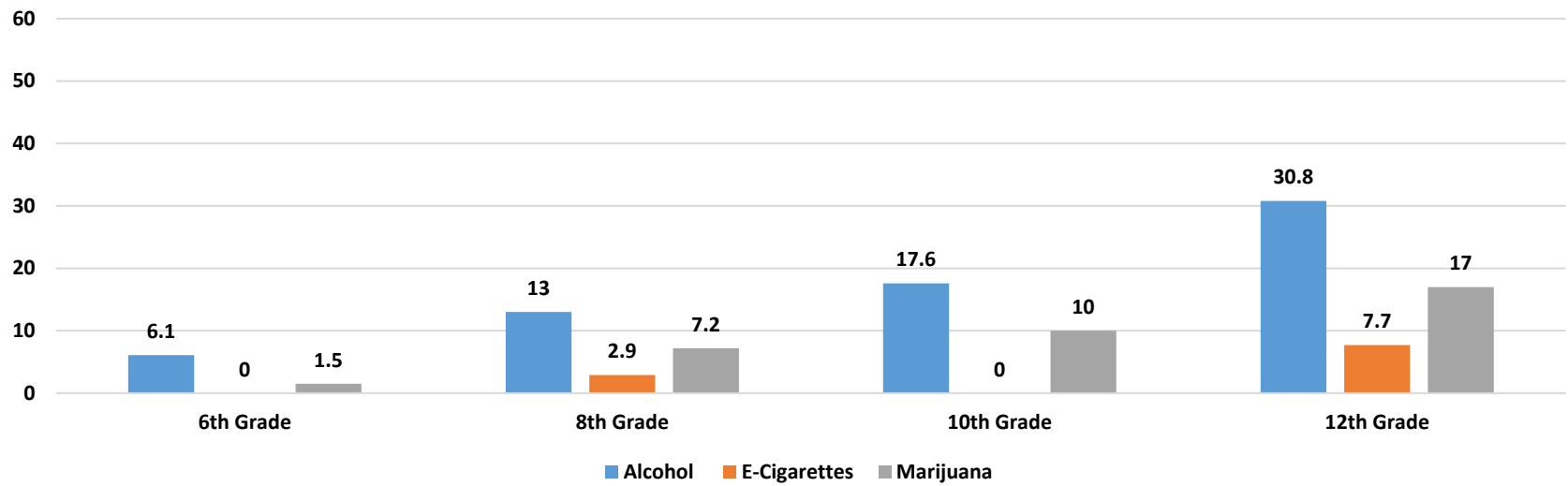
Learn more about the national Monitoring the Future Survey: [www.MonitoringTheFuture.org](http://www.MonitoringTheFuture.org)

**Note:** Dickinson/Iron and Houghton/Keweenaw counties are counted together, as their coalitions serve both counties and process the data as one region; Menominee is not included in this tally.

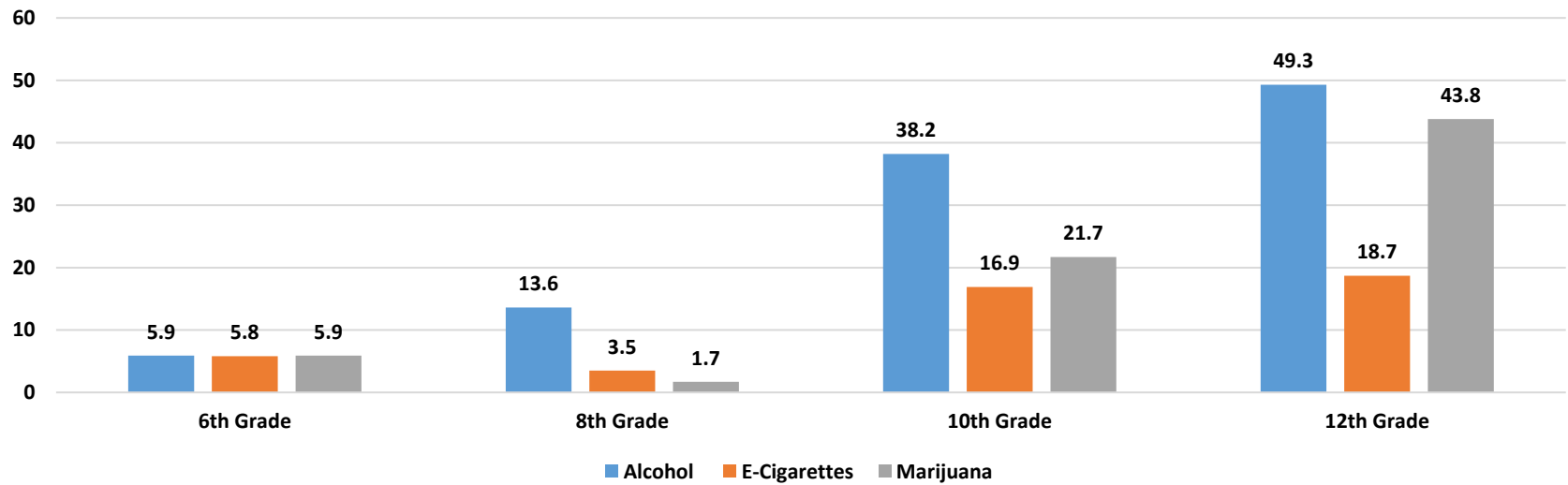
County-by-county dashboards on following pages.

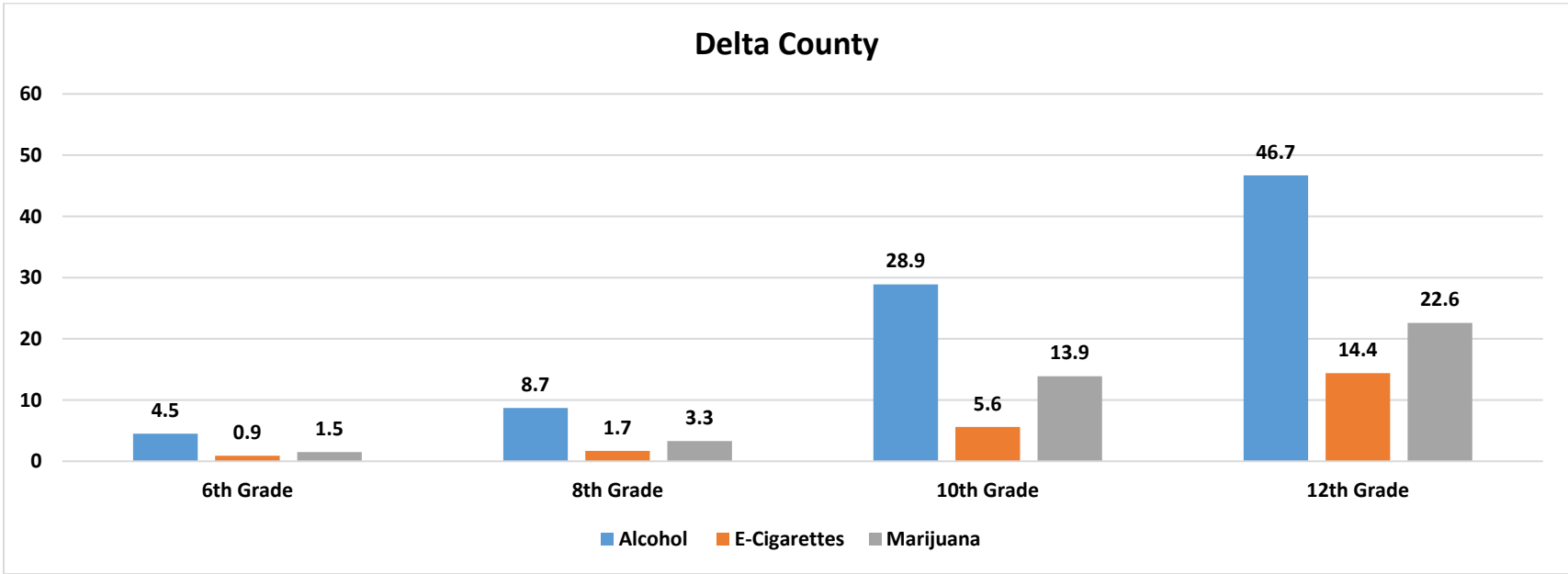
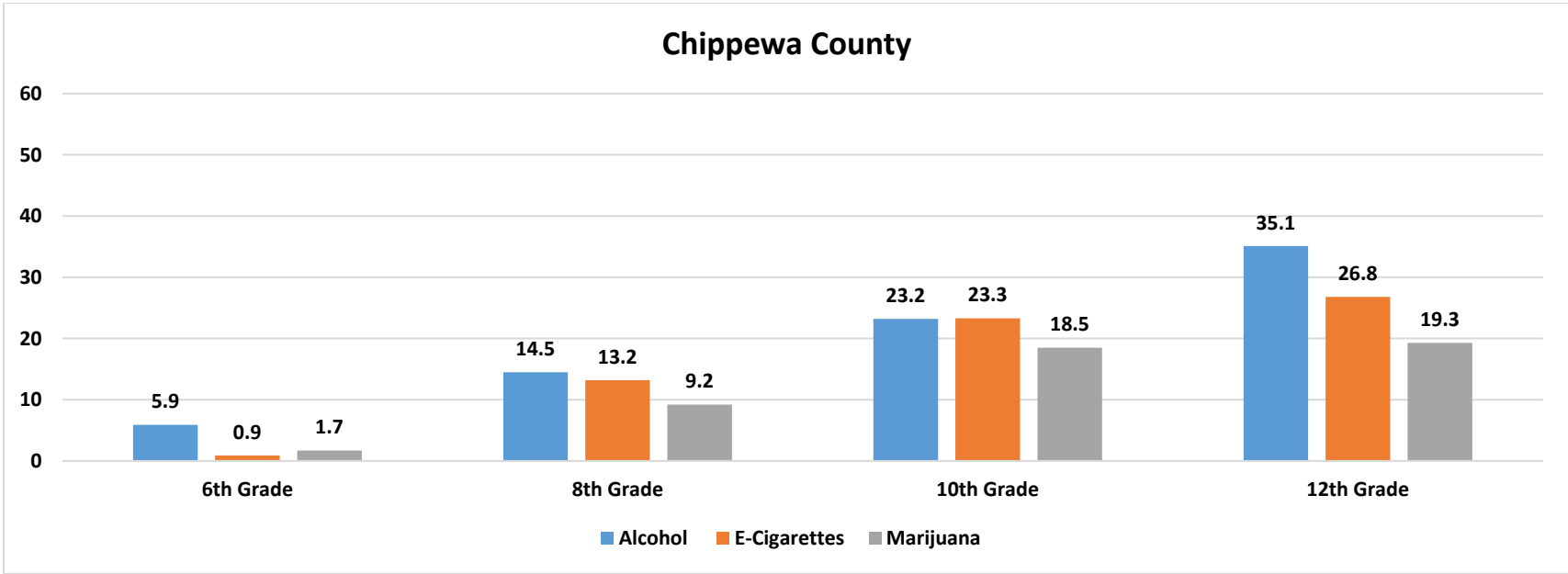
Rev. 1/2024

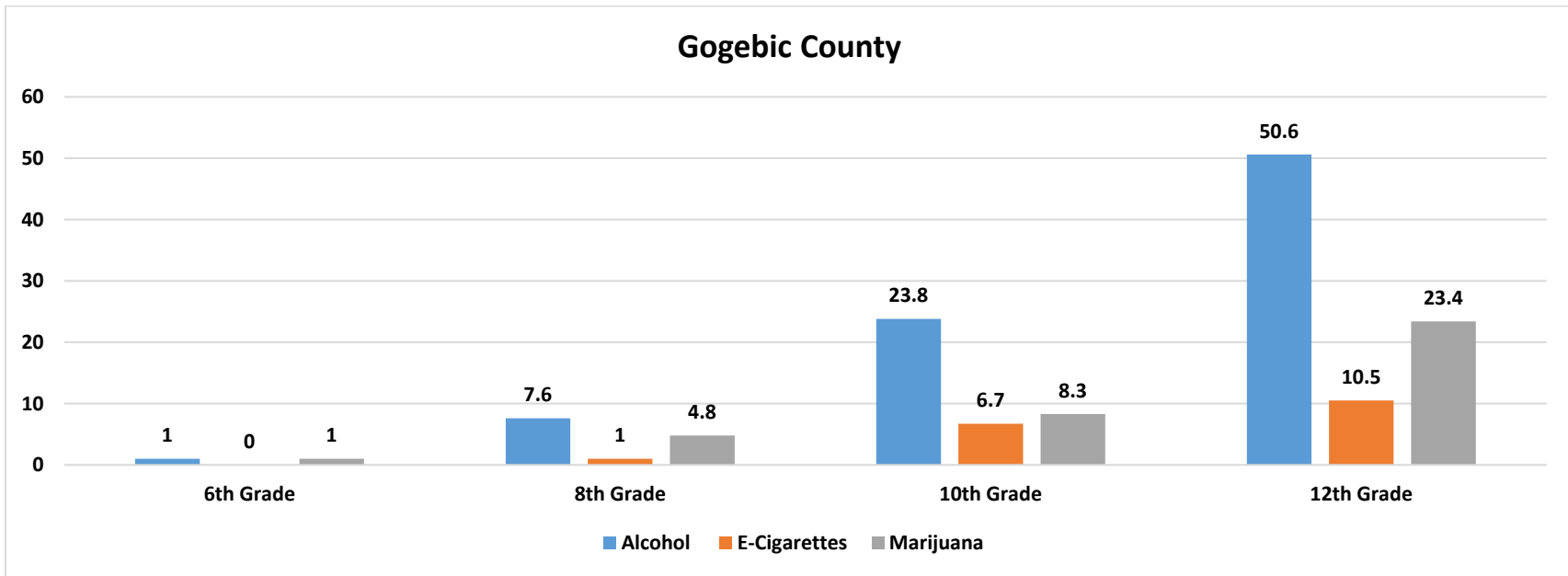
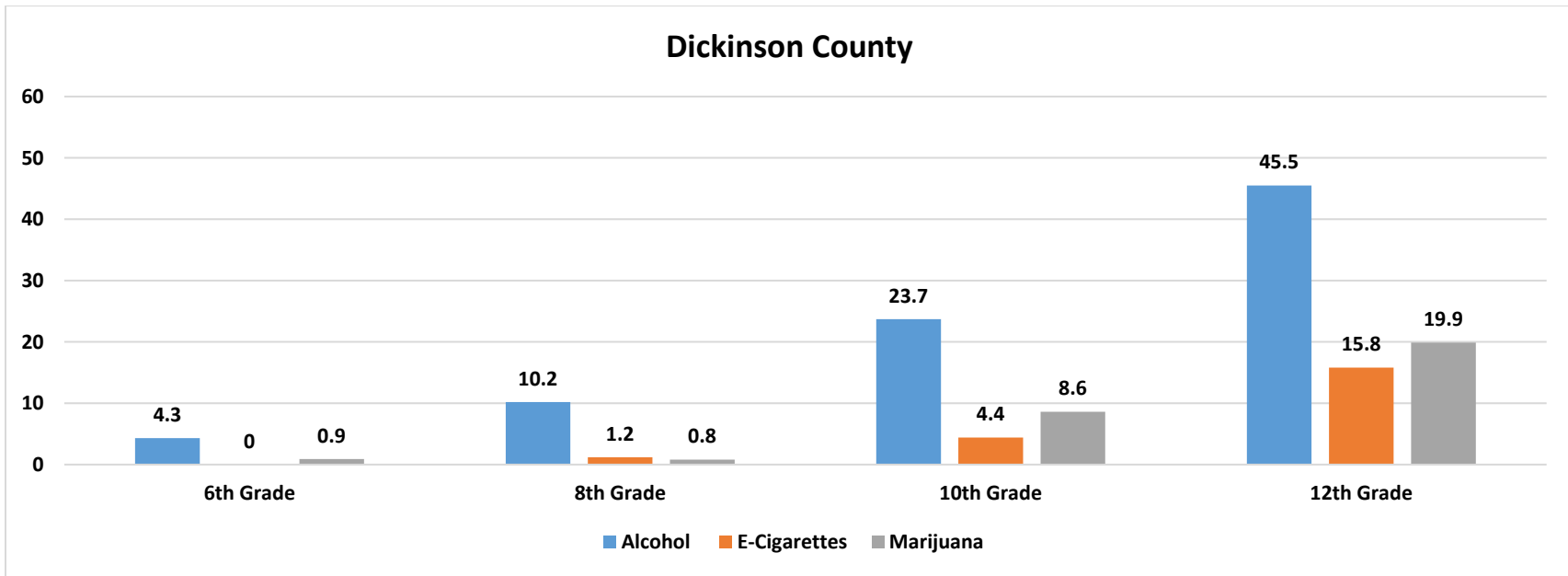
### Alger County



### Baraga County

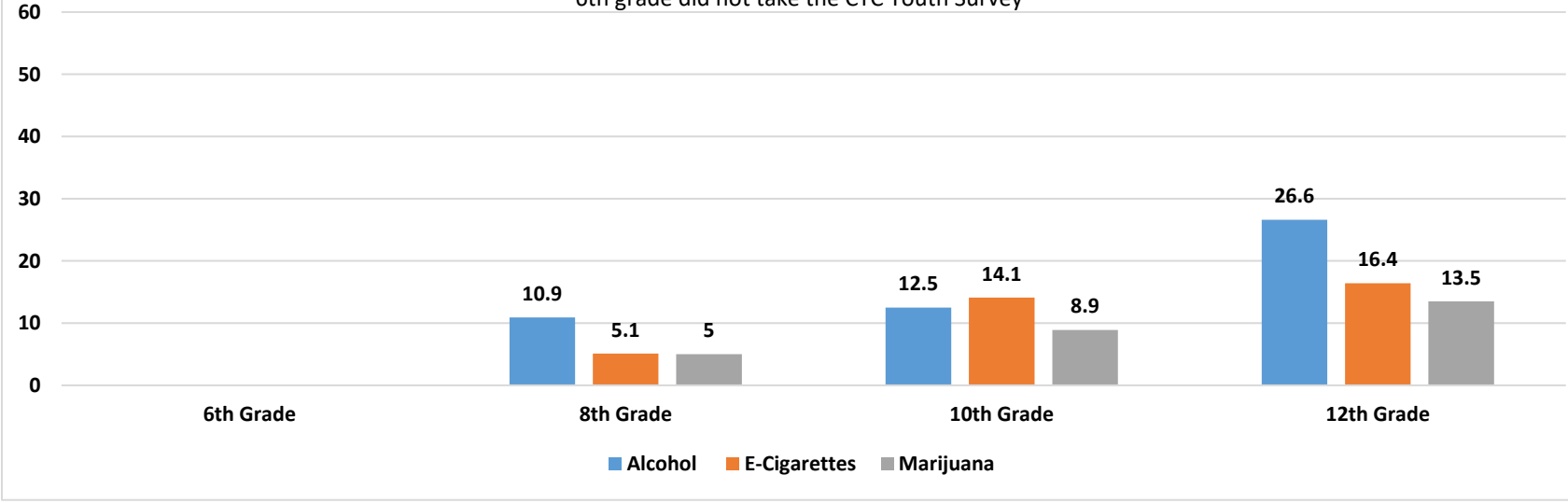




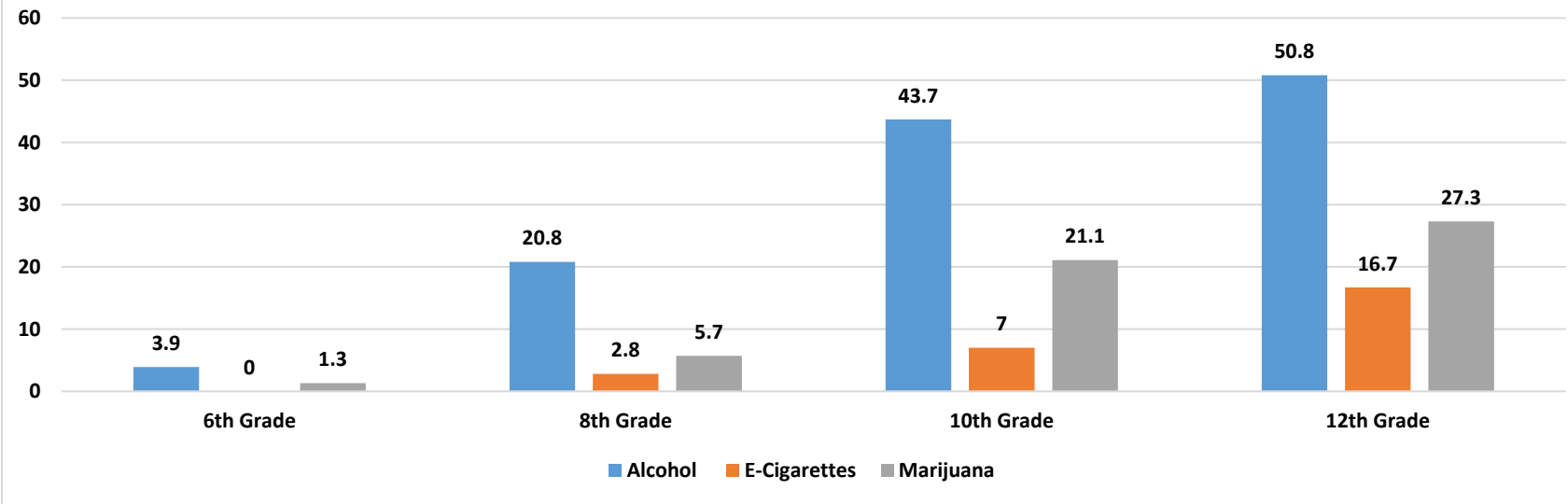


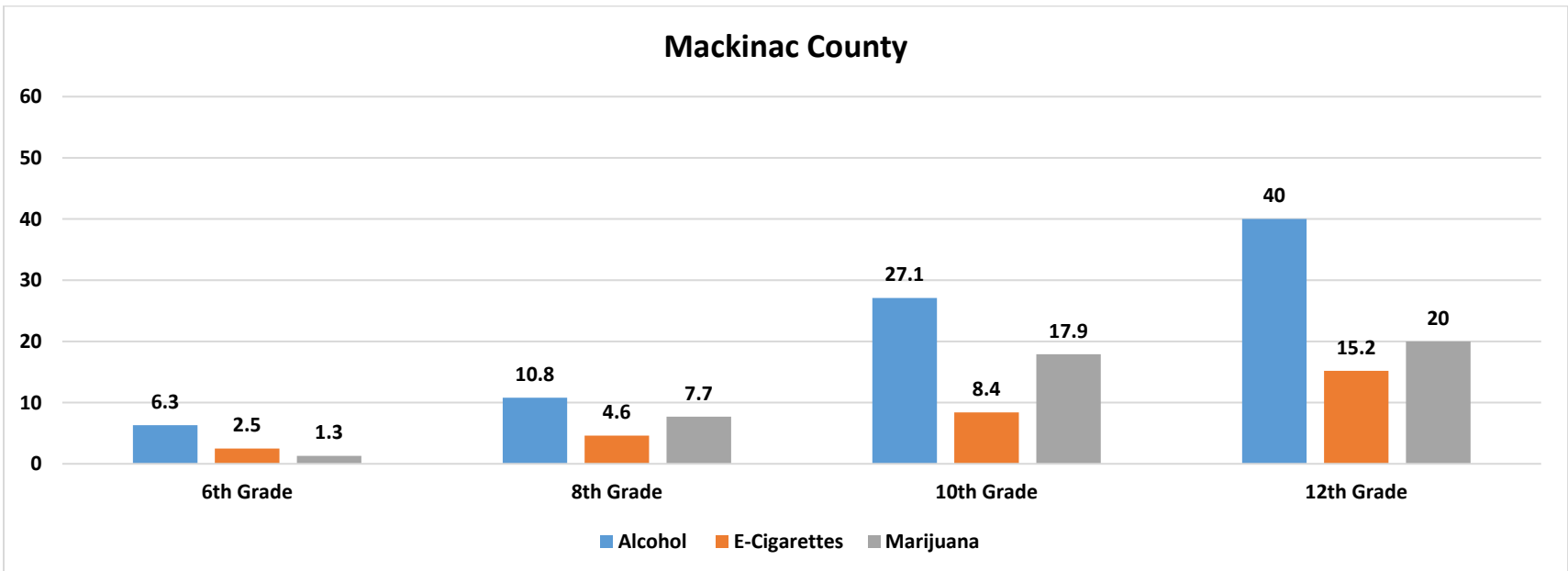
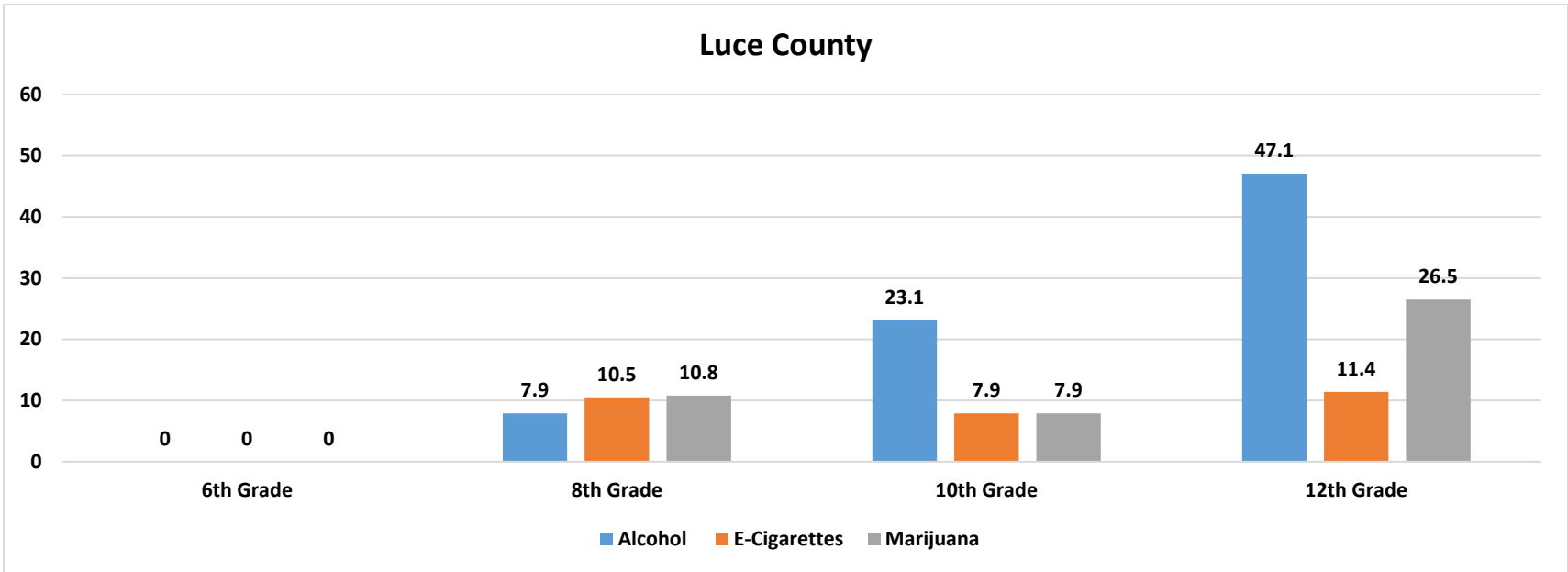
### Houghton & Keweenaw Counties

6th grade did not take the CTC Youth Survey

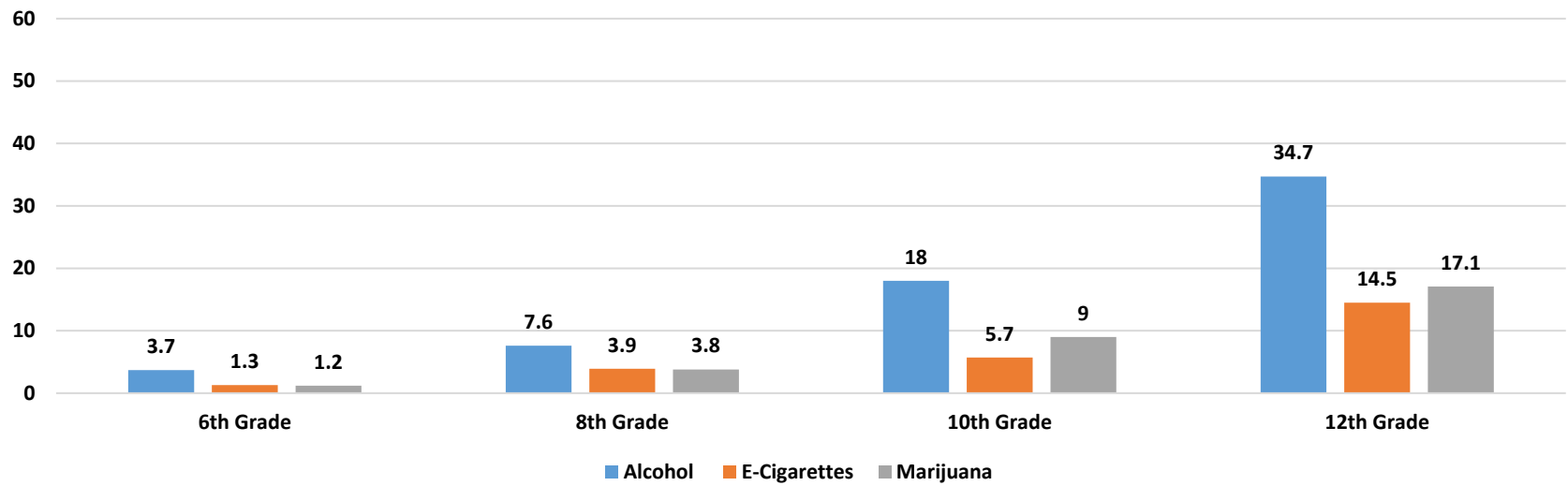


### Iron County

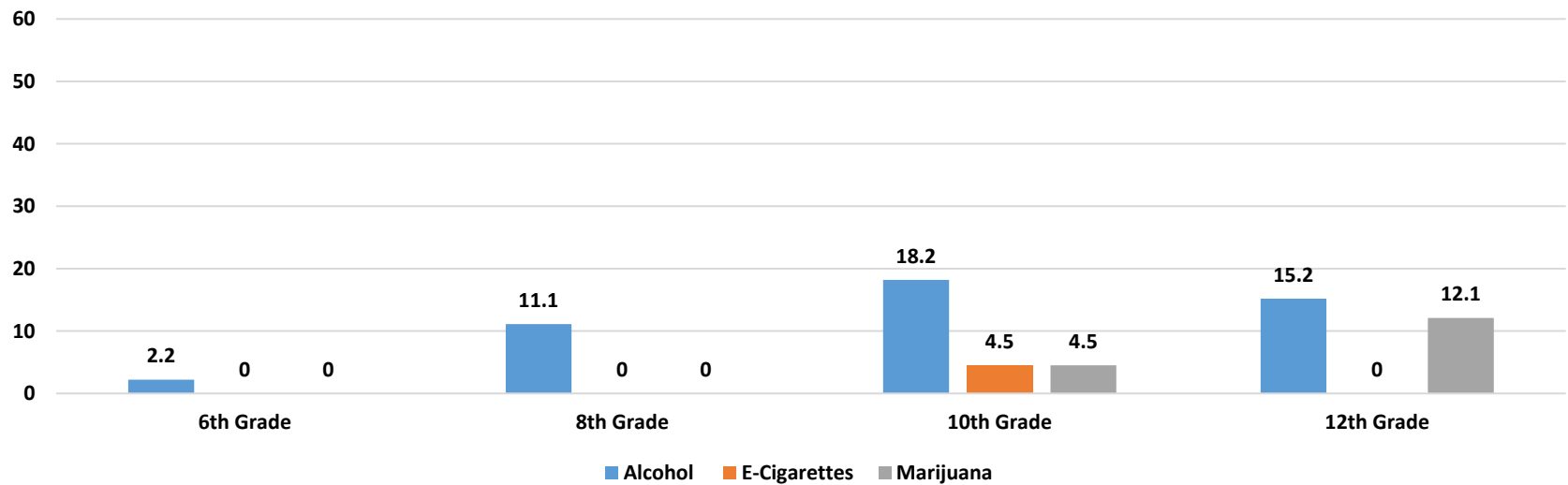




### Marquette County



### Ontonagon County



### Schoolcraft County

