

# FAT QUARTERLY

Publication of the Eastern Long Island Quilters' Guild

August 2022

## Please Join Us at These ELIQG Activities:

**Saturday & Sunday, August 20<sup>th</sup> and 21<sup>st</sup>** (Hallockville Museum Farm)

The ELIQG show of 50 members' quilts – see page 2.

**Saturday, September 10<sup>th</sup>** (open at 9:30; starts 10 AM at the Old Steeple Church)

Paula Nadelstern's Lecture & Workshop Opulent Ornament. If signed up for Paula's workshop, please mail your check to ELIQG, Box 332, Riverhead, NY 11901.

**Wednesday, October 12<sup>th</sup>** TBD - President's Challenge – details on page 2). Prizes!


**Saturday, November 5<sup>th</sup>** (open at 9:30; starts 10 AM at the Old Steeple Church)

Mystery Quilt Reveal – Prizes!

**December Christmas Party** (date/time/place TBD)

**February 10<sup>th</sup> - 12<sup>th</sup>, 2023** Camp DeWolfe Quilt Retreat (Wading River on the Sound)

Room & food: \$280/person. Payment will be accepted at the Sept. 10<sup>th</sup> quilt meeting.



### CONTENTS

ELIQG Activities.....	1
ELIQG Board.....	1
Hallockville Quilt Show .....	2
President's Challenge .....	2
ELIQG Mystery Quilt .....	3
Guild Scraps.....	4
"Painting for Quilters" Workshop .....	5
Vote For Your Favorite Quilt.....	5
Inspiration.....	5 & 6

### ELIQG Board

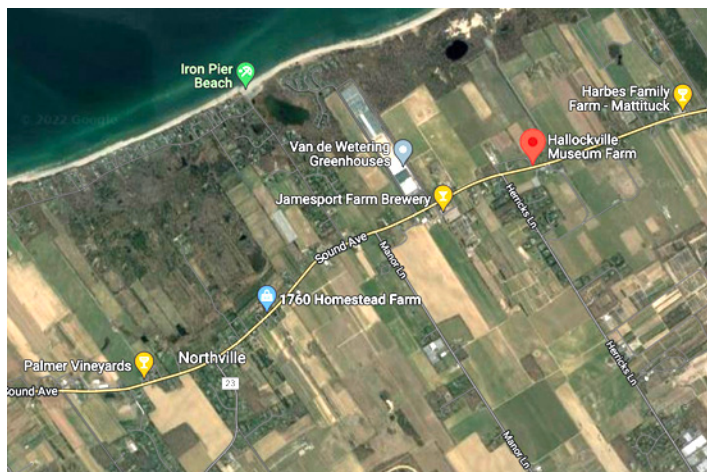
President .....	Karen Nicholson
1st VP/Programs.....	Kathy Lake
2nd VP/Emails .....	Yvette Acevedo
Recording Secretary.....	Bettina Tripp
Corresponding Secretary.....	TBA
Treasurer .....	Nancy Raynor
Membership Chair.....	Sharon McKenna
Newsletter Editor.....	Jo Anne Powell
Website Chair.....	Colleen Shea
Mystery Quilt .....	Kathy Lake

# Hallockville Quilt Show Just Weeks Away!

Be sure to head out to the North Fork on August 20<sup>th</sup> or 21<sup>st</sup> to see the ELIQG show of 50 of their members' quilts. You can reach the Hallockville Museum Farm at 6038 Sound Avenue, Riverhead (below), then enter the property on the north side of the road at the driveway next to the main sign at the brown and white shingled house. Parking is immediately behind the building. The barn is just steps away and the event is free!



from the mid-18th century Hallock Homestead (above) to the Depression-era Cichanowicz Farmhouse.



Hallockville is listed on the National Register of Historic Places and is a Riverhead Town Landmark, comprised of 28 acres along with 19 historic houses, barns and outbuildings, ranging

The guild will be selling bags of scraps, jelly rolls, fat eighths, fat quarters, and yards of lovely fabric for next-to-nothing! The guild will be also selling raffle tickets for three handsome handcrafted prizes: a queen size quilt in bright modern colors made by guild members and quilted by Karen Nicholson, a smaller version quilted by Brigitte Mazzaferro, and woven rug made by JoAnne Madalena. Look for the basket raffle of new non-quilt-related goods which will interest the family member or friend coerced to attend the quilt show with you.  
– Brigitte Mazzaferro

## Remember: President's Challenge Due October 12<sup>th</sup>

Have you started your President's Challenge yet? The parameters leave a lot of room for creativity and the rules are simple:



Pick a magazine from the President's Mystery Bag. Select a number from the President's Number Bag. Find the page number in the magazine. Find something on that page to inspire your quilt.

It could be from a picture on the page.

Or a part of a picture on the page.

A word or words on the page.

Certain colors.

Be creative and have fun!

The quilt can be any size or shape.

**The President's Challenge is due October 12th.**

Save your magazine to share at the October meeting. The label on back of quilt should have magazine used, your name and the name of your quilt. Your quilt should have a sleeve on the back. Prizes will be given at the October meeting!

# ELIQG 2022 Mystery Quilt

Just joining? Check the website for recent **Fat Quarterlies** to catch up. Then, stay tuned to the newsletter for the final installment!

## Mystery Quilt Month #6

Remove fabric from bag #7.


Sew 4 fabric strips together.

Press seams in one direction.

Repeat to make a total of 4 strip sets of 4 strips.

Do not use selvages and cut strip sets apart every 2 1/2".

You will need 31 units.



Return to baggie #7

On Saturday November 5<sup>th</sup>, the doors of the Old Steeple Church open at 9:30 and our ELIQG meeting will start at 10 AM

where the Mystery Quilt Reveal will occur! Get busy ladies, for there will be wonderful prizes - you won't want to miss this!

# Guild Scraps

This column is an opportunity for members of the guild to contribute to the newsletter: a tip, a show in the tri-state area, a workshop you think would be great for our guild, or a quilt you recently made but are unable to show at the monthly meetings. Let's keep each other updated by sending an email to [elignews@gmail.com](mailto:elignews@gmail.com) by the first of the month!

## GOALS:

Check out the 2704 Quilting Arts show on PBS, featuring Donalee Kennedy ([donaleedesigns.com/teaching](http://donaleedesigns.com/teaching)) and Stitch Meditation tutorials with Liz Kettle on YouTube for inspiration to create 4" stitched blocks. My plan is to make one a week for 52 weeks.... –from Kathy Lake

## SHOWS:

Ready for a road trip? Combine a quilt show with a visit to Lancaster quilt shops, a "B'way" show in Buffalo or Rochester, or a comfortable stay at a quaint Finger Lakes B&B....

**August 11-13, 10-4:** New England Quiltfest, 1277 Main Street, Springfield, MA

**August 18 to September 4 (open daily 11-4, Sundays 1-4, closed Wednesday):** Water Mill Museum's 36<sup>th</sup> Annual Quilt Show & Sale – you are invited to show and sell your quilts; find registration form at [watermillmuseum.org](http://watermillmuseum.org) or contact Eileen, at [ecnoonan@aol.com](mailto:ecnoonan@aol.com)

**September 15-18:** PA National Quilt Extravaganza, 100 Station Ave, Oakes, PA

**September 16-17, 9-4:** Thumbstall Quilt Guild Show, 5083 Onondaga Road, Syracuse, NY

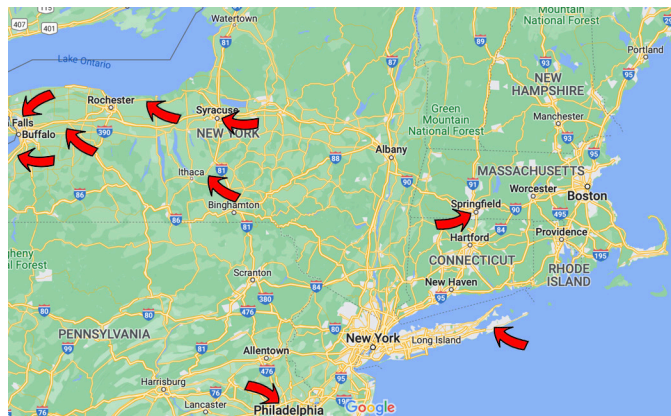
**September 23-24, 10-4:** Morningstar Quilt Guild Show, 5600 McKinley Parkway, Hamburg, NY

**October 1-2, 10-5:** Tompkins County Quilters Guild Show, 170 North Street, Dryden, NY

**October 7-8, 9-4:** Kenmore Quilters Show, 2368 Eggert Road, Tonawanda, NY

**October 14-15, 10-5:** Museum Quilt Guild Show, 10708 Alexander Rd, Alexander, NY

**November 5, 9-3:30:** Reverse Curves Guild Show, 4146 East Main St., Williamson, NY



## LET'S CONSIDER:

...an Ice-Dyeing workshop to create fabulous fabric for quilting this winter.... –from Brigitte Mazzaferro

## LOOKING AT THE BRIGHT SIDE:

Just as I finished binding a batik square-in-a-square tabletop quilt, I realized that there was an error in the piecing (hardly the first time!). Not about to tear it apart, I decided embellish with Queen Anne's Lace, my favorite wildflower, using white French knots and broderie perse to hide the mistake. Sometimes a problem can push me to be creative. –from Jo Anne Powell

# “Painting for Quilters” with Jo Anne Powell



While it may have been hot outside, eleven industrious quilters were working in air-conditioned splendor till late afternoon at the Peconic Lane Recreation Center July 20<sup>th</sup>. Ronnie Fletcher, Chris Gordon, Jan

Harting-McChesney, Kathy Lake, Brigitte Mazzaferro, Jill Murphy, Connie Pomilla, Freida Schlesinger, Bettina Tripp, and Darlene Zelinski learned the technique of manipulating upright broad-edged brushes to create graceful italic calligraphy and minimalist illustrations for future quilts.

Throughout the day, Jo Anne brought out large examples of her award-winning quilts (accompanied by the often humorous back-stories) to illustrate the topic at hand. Over lunch, we made new friends and recommended the best local food. The day was relaxing and expressive!



**In addition to learning letterforms, the ladies reduced images to just a few strokes, while maintaining shape & personality!**

## Quilters’ Consortium of N.Y.S. Challenge Vote

As a member of **ELIQG**, you also belong to the **Quilters’ Consortium of New York State**. Although this year’s challenge deadline has passed, you will be able to cast your vote for your favorite quilt (publishing of the quilts has been delayed by a death in the family of the web

mistress – our condolences to her). Check out [qcnys.org/challenge/](http://qcnys.org/challenge/) – for the eventual publishing of the quilt finalists. Invite your friends to vote!

**Our ELIQG is represented in the QCNYS challenge by a quilt of six grandchildren silhouetted at the water’s edge!**



## See Inspiration ALL Around You This Summer

We’re often looking around for quilt inspiration, but how often do you look down? Why would we - only to see blacktop or cement

sidewalks? Yet on a summer excursion to Germany and the Czech Republic to deliver blue & yellow quilts for Ukrainian refugees,

I loved seeing patterns in the cobblestone roads, stone-tiled sidewalks, and the unique decorative manhole covers!

