


### Lesson 3 Machine Decorative Stitches

map of decorative stitch locations, this is to give rough locations where the stitches occur on my quilt, you may place decorative stitches as you desire




- triple stretch stitch
- zigzag couching on ric rac
- xxx- feather/or other decorative stitch as desired
- zigzag couching on cordina

Lesson 3 Machine Decorative Stitches


To prepare for the next lesson; 1- add remaining raw edge appliques where show, 2- quilt the blocks with \* in them as desired

and bind your quilt.


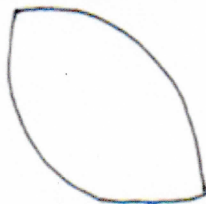
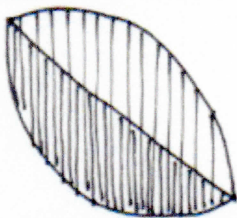
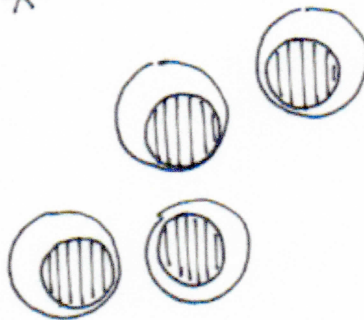
\*



\*



\*





an o  
itinal  
item  
ga  
ne  
e  
nating  
at is co  
ruclan  
k euth  
orm, pe  
he life