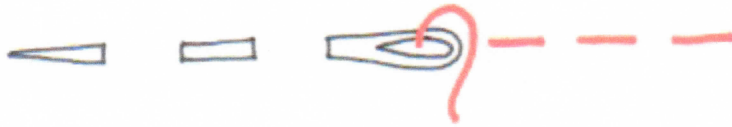




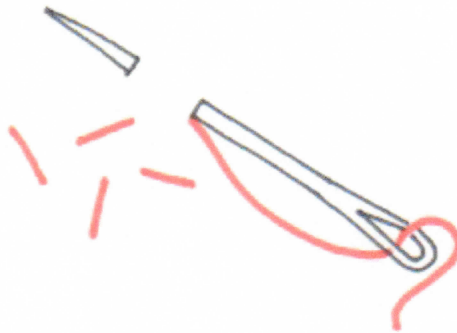


#### Lesson 4 Hand stitching

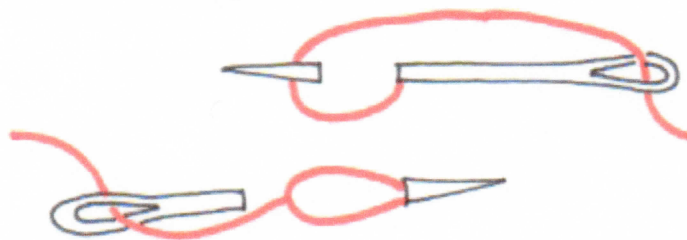
running stitch- with regular spacing, insert needle in and out several times in a line.




ricing- randomly stitch even single stitches




lazy daisy- draw thread up at the base of the stitch. Insert it close to the same hole and bring it out a short distance away. Take thread under the needle tip. Gently pull the needle through. Take a short stitch over the end to finish the petal.



french knot- draw the needle up through the fabric. Wrap the thread around the needle shaft. Insert needle close to the point where it was drawn up. Gently tug the wrapped thread to the base of the needle while pulling the needle into the quilt sandwich.



Lesson 4 Hand stitching



- straight stitch/running stitch
- ricing
- o lazy daisy