



# 4<sup>th</sup> Corner Fly Fishers

## PRESIDENT'S MESSAGE

Dear 4CFF Members,


June is now upon us, and the scent of summer is in the air. Be wary now, piscine quarry, you're no longer alone in the water, fearing only the otter and the osprey. Trout madness is officially on !

For yours truly, that means small stream fly fishing, with light rods and stealth being the order of the day. I'm anticipating teaching another Small Stream Clinic© towards the end of the summer. Cabela's has good deals on some 3wt rods with reel, line, backing and leader included. Check it out in their on-line catalog! And I just may have an extra little bamboo thingy to bring along; it could be something to talk about for years to come!

Last Tuesday's Board Meeting was short, but rewarding. Larry presented a financial report that was mostly able to compare our actual income and expenses with the 2012 Budget – it looked good and helped end some of the Board's guesswork on the state of our finances. Thanks to Larry and Frank for their work on this – a lot of work has gone into the effort. We also discussed the vacancy that now exists on the Board after Craig Carlisle resigned to move to Mount Vernon. Under Section 4.3 of the Bylaws, that vacancy will be filled through an election at the Club's meeting at the Country Club this month on the 27<sup>th</sup> – and we already have a couple of candidates for the position! Best wishes to you, Craig and many thanks for your past service to this Club!!

Well, that's all for now. Be well....

Hugh Lewis, *President of the 4CFF*



# June...

*"By the books, summer starts in Mid-June or a little beyond....The sun lights the river clear to the pool bottoms and sometimes shows up the shapes or casts the shadows of fish against them. The water feels and sounds different - it is kindly and welcoming, willing for once to commune its secrets. One moves slowly, carefully and attentively, for it is a good time to experiment and learn.... Summer is the time of little rods and light tackle, of the light foot and the careful approach.... Man was meant for summer, and summer for man. And what better excuse is there for being there than a fly rod in one's hand?"*

*Roderick Haig-Brown, "Fisherman's Summer" [1959]*

---

## 4CFF Education Classes at Lynden Christian Middle School



Watch it on YouTube!

<http://youtu.be/CuyLtk4tbnE>

# June Outings Report

Movement across our northern border is in full force. Many of our members have been over the line fishing the lakes of British Columbia. The conditions have been as variable as the weather. Fishing has been really great or it has been hard work. And we are moving onto new water.

## **Peterhope Lake Outing:**

While there were only about 8 of us there, we had an impact! In total 32 members of 4CFF, the Osprey and the Totem fly clubs made it to Peterhope Lake. The platforms used varied from float tubes to almost bass boats, with multiple towing combinations involved. Peterhope is a fair sized lake with the campground on the north end. There are numerous shoals and a sunken island on the west side.

There are also fish everywhere. They were taking chironomids, small leaches and damsel patterns. Jack Salstrom had a great day soaking one of his new articulated chironomids. His largest fish was a 28" monster. This style piqued a lot of interest at the campground as well. You could spend quite a bit of time covering all the water available. One useful tool was brought along by Ken Kloehn. He had printed the lake as it appears in Google Earth. When you matched that with the bathometric map of the lake you get a good idea where the shoals other bottom characteristics are.

We met for a potluck with the other clubs on Saturday and had a great evening checking out patterns, swapping fish tales, and oh yea... there was a ton of food!! It was a great reintroduction of the "International Outing". More are sure to come. I want to thank Bruce Kendrick from the Osprey's for helping set this all up. We will host them at the "Classic on the Methow" in August.

Big Twin Lake Outing:  
Shortly after we got back from Peterhope, it was time to head across Hwy 20 to Big Twin Lake. We settled into our usual spot in the campground and set up the "Taj Mahal". It was good to have Ed Ruckey back in the other half of the building! A stream of associates made it through the campground during the outing. In all 23 of us made an appearance. While the fishing for most of us was varied it seemed as though we all had at least one day to mark in the win column.



The bite was not the only aspect of the trip that was subject to change. It seemed like every time we came off the water because it was blowing pretty hard or we decided to go back out because it was much better, everything would change!!! This was particularly true when we setting up for the potluck. There were squall lines moving all over the valley earlier in the day with the wind shifting every few minutes. An impressive front was moving through just about the time for dinner and we watched the black clouds and thunder roll east of us with a margin to spare. But just as we were setting up we got hit with wind, a little rain, and the temperature fell through the bottom!!! Fortunately we have friends in high places, Rick and Patty Todd; (Patty in particular!) invited us to head up to their hacienda to have the dinner. Stellar idea!! No wind, great view, fabulous hosts!! They really saved the day. Thank You from all of us who were there!!

As we were having dinner Ken Kloehn mentioned that he had never won a fly box donated by Ed. He no longer can make that claim!! Pete Lamb also has that problem given that he won the early box for the outing. Thanks again to Ed Ruckey, (Doc Hackle) for all he gives to the program!!!

By the way we got to meet a couple of the local fly club members and discuss the value in putting the aerator in Little Twin Lake. We will see more of them at the Classic in August.

### **Hwy 24 BC Canadian Outing:**

This is turning out to be one of those events! I still am not sure how many or who are going to make it for how long!! That is probably a good thing; in that we are STILL NOT SURE WHERE WE ARE GOING TO FISH!! After checking with numerous sources, the jury is still out. Let's put it this way... to choose, put a map of the area on a wall. Fire a shotgun at it and wherever a pellet hits it, fish there!!

We will be staying at Sheridan Park Resort which is on the southeast part of Sheridan Lake. This is our base. It is a resort that will take reservations and is flexible enough to accommodate people coming for less than the “full outing”. We have a number of sites reserved from June 18-26th. They are actually RV sites that can fit more than one tent. You can reserve all or part of that time there. [<http://sheridanlake.com/> phone: (250) 593-4643] It is \$25/night for a tent site, just let them know you are with the 4CFF and they will put you up in our spot. Also, please let me know you are coming and what is the duration of your stay.

## (June Outings Continued)

The pot luck dinner will be on Saturday night and we will raffle another of ED's magnificent fly boxes. This is going to be a rather informal old school type of outing. The primary goal is to explore and fish a number of lakes in the area. It is also an opportunity to get into some large energetic rainbows! Leave the 4-weights behind!

If you would like to join us, let me know. We will schedule a meeting this week before we head north. I can fill you in on the details.

Casting Classes with Scott Christensen;

We just completed a couple of novice casting classes this last weekend. 15 attendees were able to spend 2.5 hours reviewing techniques and casting under Scott's watchful eye. As usual, all showed improvement was made by all. This is one of the best investments (along with some practice time) you can make. I will get more in the schedule soon.

**Coming Attractions:**

July: Scott Willison will be leading another steelhead trip down to the Stillaguamish River. The timing will be determined by the river conditions.

August: The Classic on the Methow. This is the second weekend of the month.

Please let me know if you plan on attending. We have invited the Osprey's from BC and the local fly club as well.

Later on the 26th we will have our Club Picnic. The location is yet to be determined.

This is going to be another great year.

See you out there,

Frank Koterba

Your External VP/Outings Chair



# Pictures from Peterhope Lake





# “Big Twin”



Watch it on YouTube

[http://youtu.be/EluLy\\_RvZBg](http://youtu.be/EluLy_RvZBg)



## Casting Classes With Scott Christensen



## June Culinary Corner

We are at that time of year when fresh, I mean local produce is starting to arrive and all those great flavors come along with it. I start thinking of all the food I can prepare with little or no cooking. Things like gazpacho, pesto, and other cold soups that can wake up your mouth.

One of the blogs I follow is called Tasting Table. They track events in restaurant kitchens across the country. This is one that caught my eye with an easy refreshing take on guacamole. The chef is a master and this is from one of his newer shops.

This is an example of how easy it is to experiment on all the fresh produce that is about to reach us.

### ***Spring Pea Guacamole***

Recipe adapted from Jean-Georges Vongerichten, at ABC Cocina, New York City

**Yield:** 4 servings

**Prep Time:** 30 minutes

**Cook Time:** 20 minutes

**Total Time:** 50 minutes

#### **INGREDIENTS:**

Ice

$\frac{3}{4}$  cup shelled sweet peas

$\frac{1}{4}$  cup fresh [cilantro](#) leaves, plus 1 tablespoon finely chopped

1 tablespoon sunflower seeds

1 medium jalapeño

$1\frac{1}{2}$  teaspoons [kosher salt](#), divided

2 ripe avocados--halved, pitted and peeled

3 scallions, white parts only, thinly sliced crosswise

2 tablespoons finely grated lime zest, plus

$\frac{1}{4}$  cup fresh lime juice (from about 2 limes)

Pinch sea salt  
Tortilla chips, for serving

#### **DIRECTIONS**

1. Fill a large bowl with ice and water. To a medium saucepan of boiling water, add the peas and cook until tender, 1 to 2 minutes. Add the whole cilantro leaves and cook just long enough to wilt them, about 5 seconds. Strain both the peas and cilantro into a fine-mesh sieve and plunge the sieve into the ice water to stop the cooking. Once the peas are cool, transfer them to a paper-towel-lined plate to drain. Place the cilantro in a few layers of paper towels and wring dry.





## (Culinary Corner Continued)

3. To the small bowl insert of a food processor (or using a small capacity food processor), add all but 2 tablespoons of the cooled peas, the blanched cilantro, the charred jalapeño and ½ teaspoon of the kosher salt. Pulse the mixture until it is coarsely chopped, about 20 one-second pulses. Transfer the pea mixture to a medium bowl.

4. To the peas, add the avocados, scallions, lime zest, lime juice and remaining 1 teaspoon kosher salt. Mash with a fork. Transfer to a serving bowl and sprinkle with the sunflower seeds, the remaining peas, the chopped cilantro and the pinch of sea salt. Serve with the tortilla chips.

Enjoy.

Frank Koterba



## Please Welcome Our New Members!



Bill Faulkner, Paula Faulkner, & Jerry Hill

# Joe's Tying Bench

The recent presentation by Tim Lockhart prompted me to blow the dust off an article I wrote for the newsletter many years ago.

## When Less Can Give You More

"We've all done it. We get to where we are going to fish, get out of the car, rig up the rod, tie on a fly and away we go. There might be a better way.

I remember a recent spring trip to Chopaka. It was about 11 in the morning and everyone was poking along the shore getting ready for the Callibaetis hatch. Some people were in boats just off the shore while others had pulled in on the banks to await it there. I had decided to fish the hatch from the shore on that day and had staked out an area in a cove across from the camp. Everyone was waiting to spot the first of the sail like wings on the water. Finally a few rises could be seen and then more of the flies could be seen coming off. Only trouble was there were not many fish being hooked. People were starting to get a little tense as they switched from emergers to parachutes to anything else they thought might work. Somebody would say "I just had a rise on a parachute", and everyone was digging out fly boxes to see how fast they could change. Then it was "that one took an emerger", and the race was on again. Nothing was working consistently.

On the bank I was having no better luck. I would see a swirl, cast to it, and nothing, or maybe a rise and a miss. I was also changing flies trying to find something that would work. The fish were actively feeding in the shallows. I would cast to approaching fish and the fly would be ignored. The fish weren't just cruising, they were ripping around beneath the surface. Hmmm, actually most of the activity was about two feet below the surface. The fish had keyed in on the nymphs. After changing to a Hare's Ear I was able to get a couple of hits before the activity stopped.

That wasn't the first time I had made my fly choice before I got on the water and it probably won't be the last. The emerger had always worked well in that situation before. If I had taken a few minutes to observe what the fish were doing during the hatch it could have been a really good day.


As it was, it was still a good day because I learned something. I learned that giving up a little bit of fishing time to see what is going on can really give me a lot better opportunity."

(Continued next page)

So what does this have to do with fly tying? Based on past trips to Chopaka in the spring I knew that I could reliably anticipate a Callibaetis hatch. My mistake was in not having flies that would imitate all the life stages. Luckily I did have some Hare’s Ear nymphs and that was a good match for the nymph stage. I mainly relied on Ed’s Chopaka Emerger since that had always worked so well in the past. Now I would take some other emerger pattens; some soft hackles, and some parachute emergers. Some of the emergers would be tied on a curved hook so that the abdomen would be below the water surface. I would have some with a trailing shuck and some without. I had always fished Ed’s Emerger as a dry, and had no other patterns to imitate the adult fly. And in all of these, I would now carry sizes ranging from 10s to 16s.

Of course this would cover only the one hatch. I would have the usual assortment of damselfly and dragonfly nymphs, as well as some leech patterns (Errol’s Flesh Fly is a good one) and chironomids, especially Don Anderson’s beloved San Juan Worm.

If I were really doing it right I would also bring some sort of tying kit to cover unexpected events such as the time we ran into a hatch of Traveling Sedges just as it was turning dark. That was fun during the short time it lasted.



Joe Kelly, Member of the 4CFF





## Junes Meeting...

This month's general meeting of the 4th Corner Fly Fishers will be held at the Bellingham Golf and Country Club on June 27, 2013. The Wet Fly will begin at 6pm with dinner at 6:45pm. The program will begin at 7:30pm and will be followed by the general membership meeting.

This month we have the special pleasure of hearing from one of our own members – Rick Todd. Here are some details about Rick and the program he plans to present:

*From my childhood days, my Dad always took me fishing. We fished for catfish and bass at Clear Lake in California, and later camped at Eagle Lake which has some very large rainbows. Then still later we fished lakes in the high Sierra every opening day. However, what stands out from my younger days fishing was camping at Burney Falls State Park on the Pitt River near Mt. Shasta. My Dad would let me off above the falls, I would hike down and fish a single egg and a light split shot, usually catching my limit and Dad would pick me up at Lake Britton about 5 miles down river. How I loved the solitude of nature and the sound of that river! In my adult life, I started fly fishing in earnest (some would say obsessively!) and while I have a cabin on a lake, and very much enjoy catching trout in any venue, I am still drawn to and mesmerized by rivers. I have been lucky to have fished in Montana, Idaho, New Mexico, British Columbia, New Zealand, Mexico and the Bahamas, but I still enjoy those rivers close to home. I have fished the Yakima many times (which means I have been skunked a lot!) and have soaked up the knowledge of many of the great guides on that river. In this presentation I will talk about fishing the Yak, and will feature a very special trip I took with my two sons, two son-in-laws all hosted by Ed Megill and Scott Willison. It was a trip they donated to our Conservation Auction and I was the successful bidder. Also, I found some interesting pictures of fly club outings on the Yak which I will also share! I hope to see many of you there!*

*Rick Todd*



## (June’s Meeting Continued)

As most of you know, Rick is a very accomplished fisherman and his knowledge and experience on the Yak should make for a great show – I hope you can join us!


Please RSVP by Tuesday, June 25 by visiting <http://4cff.eventbrite.com> or by contacting me via email at [msr@deepsnow.com](mailto:msr@deepsnow.com) or by phone at 360-319-1350. Be sure to indicate if you’ll be having dinner or just attending the meeting, and remember that a dinner reservation made is a binding commitment for you to pay. Also, you may have noticed the last couple of months we’ve been running at full capacity for our room. It is very helpful if you can RSVP in a timely manner so I can give an accurate count to the staff at the country club.

I look forward to seeing you on the 27<sup>th</sup>.

Tight lines,

matt

Matt Roelofs  
4CFF Internal Vice President and Program Chair



*“It is not in the book, yet it is human enough to spend a moment before casting in trying to imagine what the fish is thinking, even if one of its eggs is as big as its brain and even if, when you swim underwater, it is hard to imagine that a fish has anything to think about. Still, I could never be talked into believing that all a fish knows is hunger and fear. I have tried to feel nothing but hunger and fear and don’t see how a fish could ever grow to six inches if that were all he ever felt. In fact, I go so far sometimes as to imagine that a fish thinks pretty thoughts.”*

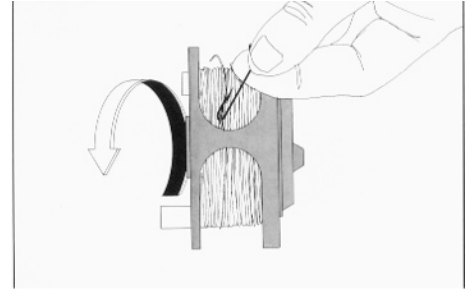
*Norman Maclean, “A River Runs Through It”*

## LOCATING THAT LEADER

Lefty Kreh's 1001 tips

Locating the tippet end of the leader after it has been wound on the spool is often difficult. It is very thin and hard to see. And when you get older, it seems to be even smaller.

There's a simple way to locate the leader end by using a large hook, usually a size 4 or larger. Carefully examine the spool and slip the hook under the thinnest strand the tippet you can see. Then start winding the reel handle as if you were retrieving line. Captured by the curve of the hook, the leader will chase around until it comes to the end.



con·flu·ence [**kon**-floo-uh ns]:

A flowing together of two or more people, ideas, streams, or rivers.


<http://www.theconfluenceflyshop.com>

360.312.7978



**Hours of Operation:**

Tuesday 11 am - 6 pm  
 Wednesday 11am-6 pm  
 Thursday 11 am - 7 pm  
 Friday 11am - 6 pm  
 Saturday 10 am - 5 pm  
 Or By Appointment







## 4CFF CALENDAR OF EVENTS



### Conservation Projects

Conservation is the corner stone of our club. Projects are continually being added to our calendar. The only thing that is needed is the willingness to give something back to the resource will all love. Call Dan Coombs at (360) 398-1637 and sign up to be put on the list of volunteers.

### Fly Tying Sessions

Fly tying sessions are constantly being held. Whether you're an expert or just beginning, please join us. Check our website <http://www.4thcornerfly.com> for dates, times, and locations.

R.S.V.P.'s are required.

### Education Classes

We need Volunteers to help teach fly tying and fly casting at various places throughout the year. Even if you have tied for a little while, your presence is needed. Please contact Bill Hall (305-0161), Joe Kelly (384-0623), Klaus Lohse (671-8453) if you wish to participate.

### OUTINGS

Our club has a constant list of fantastic outings every month. We also have smaller outings for those who can only make it on the weekends. For a list of outings, their dates, and locations, please check out our website <http://www.4thcornerfly.com>. Frank Koterba is our present Outings Chairman and can be reached at (360) 647-9715.

If you are new to fly fishing, our club has fly rods, reels, and fly tying equipment available for use. Also, if you attend ANY outings, it's wise to bring your own lawn chair. (it's better than a rock or a tailgate.)

For more information, please contact the hosts.

### June's Meeting

**THURSDAY,**  
June 27, 2013

BELLINGHAM  
COUNTRY CLUB

3729 Meridian St  
Bellingham, WA 98225  
(360) 733-3450

Wet Fly	6:00
Dinner	6:45
Program	7:30
Meeting	9:00

RSVP to Matt for reservations:

<http://4cff.eventbrite.com>

[msr@deepsnow.com](mailto:msr@deepsnow.com)

360-319-1350

**Be sure to check off your name on the list when you arrive for dinner.**

BRING A FLY FOR THE  
"FLY PLATE"!

### July's Board Meeting

July 2, 2013

Trinity Lutheran Church  
119 Texas Street  
Bellingham, WA

6:00 P.M.

## 4CFF Board Members

### President

Hugh Lewis (360) 676-5150

[hugh@hughlewislaw.com](mailto:hugh@hughlewislaw.com)

### Outings Chairman

Frank Koterba (360) 647-9715 [fwkphotography@comcast.net](mailto:fwkphotography@comcast.net)

### Program Chairman

Matt Roelofs (360 714 8407) [msr@deepsnow.com](mailto:msr@deepsnow.com)

### Secretary

Craig Lang (360) 201-1917 [craig.lang@ch2m.com](mailto:craig.lang@ch2m.com)

### Treasurer

Larry Irwin (360) 752-1506 [larryandbarb@comcast.net](mailto:larryandbarb@comcast.net)

### CONSERVATION

Dan Coombs (360) 398-1637

[djcmb@nas.com](mailto:djcmb@nas.com)

### EDUCATION

Bill Hall (360) 305-0161

[billfies@comcast.net](mailto:billfies@comcast.net)

Joe Kelly (360) 384-0623

[jmkellyrr@comcast.net](mailto:jmkellyrr@comcast.net)

Klaus Lohse (360) 671-8453

[kpstnlohse@gmail.com](mailto:kpstnlohse@gmail.com)

### LIBRARY

Nathan Weston (360) 306-8513

[npweston@comcast.net](mailto:npweston@comcast.net)

### Website

Tammy Findlay

<[tammy@bbaybrewery.com](mailto:tammy@bbaybrewery.com)>

### Newsletter

Sid Strong (360) 220-0099

[swstrong@comcast.net](mailto:swstrong@comcast.net)

Steve Runge

[srunge@logos.com](mailto:srunge@logos.com)

Membership Chairmen: Brian Faloon and Nathan Weston

Raffle Chairmen: Errol McWhirk

Directors: Craig Carlile, Ed Dahl, Jim Darden, Dave Johnson & Lin Nelson

**Volunteers are ALWAYS needed in our club. Conservation projects, educational classes, and all chairman positions are always open for new and old members.**

**It is the responsibility of ALL members for ALL of the outings to obey ALL local, state, and national regulations.**

**We represent an outstanding conservation and fishing club. Let's set a great example to ALL.**

*All entomology sketches are drawn by Jack Salstrom, Member of the FCF.*

*All Fly illustrations are drawn by Ed Ruckey taken from, "Diary of Northwest Trout Flies" by local author and FCF Member Dan Homel.*



# 4th CORNER FLY FISHERS



## Aims and Purposes

**The Members of the Fourth Corner Fly Fishers (located in Bellingham, WA) are united by our enjoyment of the sport of fly fishing and by our desire to preserve and enhance fishing opportunities for all. To these ends, we will strive to promote conservation of angling brotherhood and to broaden the understanding of fellow anglers.**

**The purposes for which the Club was formed are:**

- To operate a social club for the pleasure, association and recreation of its members engaged in fly fishing activities.
  - To work to protect wild fish and the habitat which sustains them.
  - To work for the betterment and preservation of angling waters and surrounding land.
  - To improve the "State of the Art" of flying fishing and to keep members informed of developments of interest.
  - To develop and carry out programs of education designed to encourage individuals of all ages to become fly fishers and to promote ethical use of the resource.
- 



P.O. Box 1543  
Bellingham, WA 98227

<http://www.4thcornerfly.com>