



FOURTH CORNER FLY FISHERS

President's Message

With gusting winds and long-absent rain, autumn has just cleared its throat and said, "Remember me?" right on schedule. We may have weeks of warm, sunny weather ahead, but there's a little more foot pressure on the seasonal accelerator. The next two months are what many anglers consider to be best time frame in the angler's calendar. Salmon runs come in, sometimes overlapping, but with a sequential spacing by species, as though intended for our convenience. Cooler, tinted and scented rain-freshened waters stimulate summer steelhead. Sea run cutthroat fill in the spaces in streams large and small. Meanwhile, the lakes wait for us like wallflowers at a prom. I don't know if the old saw is true that resident fish feed more actively in the fall because they can anticipate the lean months ahead. But they do seem to respond that way, so it's only common courtesy to oblige them.

As if that wasn't enough, our calendars are further crowded by the pursuit of creatures in fur or feathers. The cultural continuities that lead us to fishing also, in many cases, have disposed us to hunting. So we have to tend to those responsibilities. Sometimes we allocate by time, fishing midday after hunting mornings and evenings. Sometimes we literally do both at once. I sometimes fish a trout pond in the hills above Twisp where deer are commonly seen along the trail. One of these days, the right deer will show itself, and I'll be ready.

Wayne McLemore, *President FCFF*



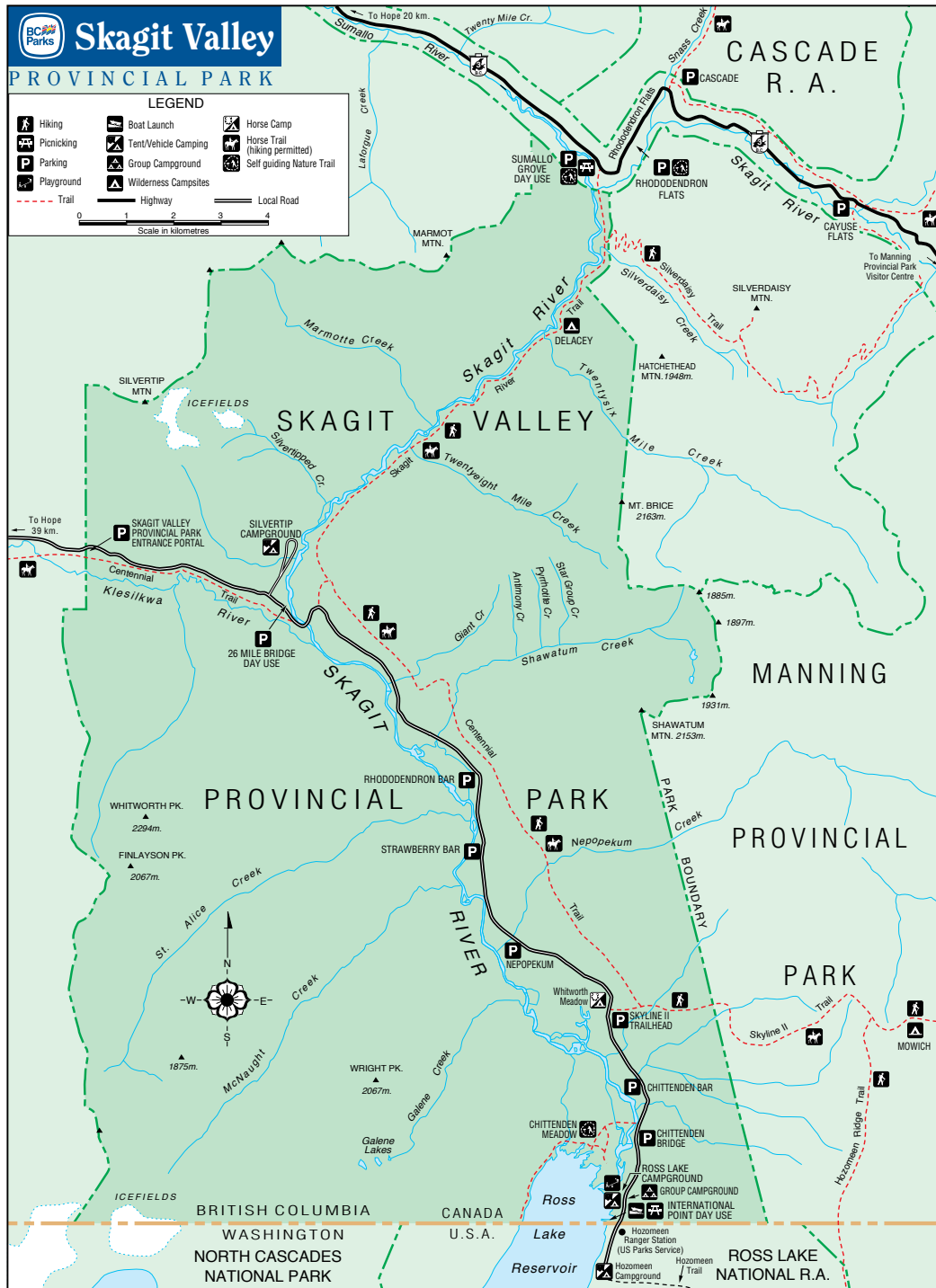
"Evening fishing is important, though, traditionally, aesthetically and actual. The hot summer months are the time for it, July, August and early September, and it is no effort then to stay out until the last light is gone."

Roderick Haig-Brown, "A River Never Sleeps"

UPPER SKAGIT THIS WEEKEND!!!

Considered to be one of the best outings of the year.
Don't miss it.

(Directions and information are posted in the August FCFF Newsletter)



September Outings Report

The big trip for the month was to the River Bend Campground near Twisp and all that great fishable water around the Methow. While the numbers weren't as high as last year; we still had a great turnout. We were a bit spread out. Many of us were at the campground and then there were those ensconced in the new "Todd Compound" on Big Twin Lake.

We covered quite a few venues over the time spent in the area. Ed Ruckey and I had a great morning working a section of the Chewuch above Winthrop. There were fewer fish than last year, but they were a lot bigger. The largest I landed was a 14" rainbow and I even found a 9" cutthroat! As usual, the fly selection was easy! Pick the smallest (say size 12 Renegade) dry fly I could see. And while there were fewer fish, I still don't really know how many we caught....Priceless.

The other days were spent either wading sections of the Methow or waiting for the Todd Express and Flotation Transport Consortium to roll into camp to set up the days float. Several sections were plied by members of the group, both above and below the campground.

On Saturday a number of us floated a section from Carleton to a takeout about 4 miles below the town. There were a lot of big fish in that section!! Most of the ones I saw were unfortunately, whitefish. There was one section where there were about 50 over 24" cruising the bottom. It turned out that we didn't have a really original idea for our float. We were behind a bunch of other anglers so there were some promising sections that were rather crowded by the time we got there.

There was one particular section that was worthy of note. About a mile from the take out, a group of us ended up relaxing on a big bar. Evidently there is an annual family reunion that likes to float the river as part of the fun. So we waited while this massive rubber tube hatch passed. We were then entertained by a casting and roll casting demo by Jim Darden dropping his pattern across the river to a couple of rising fish with a stiff wind at his back. (That son of a gun can cast!!)

The last guy to arrive was Nathan Lane. He dropped a cast just as he hit the top of the bar. His "bastard trude" disappeared and the fun began!! We all sat back and watched him fight the fish for about 10 minutes and realized this wasn't a small one. I loaned Chris Suncardi my new boat net to get this thing in hand. Nathan had the fish somewhat under control and Chris spent about 10 minutes showing the assembled crowd variations of his "Oley" netting technique with the jump variation. The judges added extra points for difficulty! When the cutthroat eventually ended up in the net we measured it at 20"+!!

At that point everyone was looking to see if they had another one of those Ruckey patterns in their box. I know I took a couple in that last mile on it.

Later we gathered under the campground's big Cabaña for the potluck. It was as usual superb. Great company, great food, good cheer! Ed had a special drawing for the women, one of his larger drawings, and 2 fly boxes for everyone. It turned out that it was strictly ladies night. April Despaign-Tonnes won the first box and her sister Tessa Boccengelle won the drawing and the second box. I'm not sure any of the guys they live with will see one of those flies!! You go girls!!!

Our next major outing will be the Chopaka Lake trip on October 2nd and 3rd. We will be camped at the campground at Chopaka itself. There are accommodations at The Sun Cove Resort on Wannacut Lake. With a fly box and potluck on Saturday about 6:30. From what I heard from Steve Worley and a few other sources Chopaka is fishing well.

I have not fished the lakes in this area so it will be fun to add to my fishing knowledge base. The best way to get directions is to use mapquest. However do not use the route that crosses the border twice. Any more, that is a real wild card.

I did get an e-mail from our friends at Reaction Fly and tackle regarding the trips up on the Harrison and Frazier Rivers. They have a series of trips planned, called Pink Fish Outs. The dates start on September 19th and go through November 7th.

The easiest way to get more details is to give them a call at 888.339.2277.

Another opportunity to do some other than ordinary fishing and hiking has been offered by our current president. (No not that one... Wayne!!!) He has offered to take a group of us up to the Granite Lakes region above the MT Baker Ski Area. It is a hike of roughly 5 miles through some great country and there are lakes with some brookies along the way. Given the change approaching in our weather, there is time constraint in the longevity of the offer.

With all the fishing that's available now, I hope you can get in as much as possible.

I hope to see you out there!!!

Your Outings Chairman

Frank Koterba



CONSERVATION UPDATE!!!

Just to give you a brief up date on the Conservation Auction. We have 5 great prizes for the raffle. However, our list of auction donors has been sorely depleted by the current business climate. For our 21st edition we will have to look for new sponsors. Look around your closets and gear lockers for those things that will make a great donation. We will need it!! Also if you have a great relationship with a business or a group, ask them to pitch in! And the more diverse we can get the better.

Also look at ways that you can offer something really unique. In addition to the work on the Winery Dinner, I am willing to do a cooking class for up to 6 on a cuisine you pick. There are many talents in our club we can offer to keep our Conservation Addiction going!!!

And ... ***Sell Those Raffle Tickets!!!!***

Frank Koterba
Conservation Auction Committee

Conservation Auction

The Fourth Corner Fly Fishers hold a Conservation Auction every odd year and in 2009 we are holding our **21st** edition. The event will be held at the Bellingham Golf and Country Club on Friday, October 23rd (***Put in the Time for viewing and the dinner.***) Dinner tickets are \$30 and can be purchased by contacting Charlie Scaief (360) 312-9856. Our event has both a live and silent auction in addition to a raffle. The proceeds of our event are applied to conservation projects such as stream-side restoration, the Nooksack Salmon Enhancement Association, the Coastal Conservation Association, education scholarships, as well as working with 4-H groups, classroom teachers, and Western Washington University.

Each year we receive many great items for our auctions from the individuals and businesses that we encounter in our outings and activities. While many are related to fly fishing, we also bring in contributions that have a different appeal.

This year with your \$10 dollar ticket you can decide with of the following you want to win!!


1. A "Worley Bugger Fly Co Guided Trip" for 2 on the Yakima River and a stay at Lincoln Inn and Suites or Nites Inn.
2. A fabulous multi-course dinner and winery tour for 10 at Mt Baker Winery Prepared by our Club and our resident Chef. (Yes, he went to Culinary School and graduated with honors)
3. A Sun Mountain Lodge Weekend - 2 nights lodging in beautiful Eastern Washington with a dinner included.
4. Two relaxing hours of Swedish massage at our own Chrysalis Spa.

And you need not be present to win!!!

We request your support and contributions to enable us to continue our efforts of the last 41 years. One of our club's primary aims is to practice and advocate protection of the resources and the natural environment, another is to spread and improve the art of fly fishing. We are committed and give time and energy to these purposes. In truth it might be said that we are a Conservation Club with a fly fishing problem.



A FEW PROUD SPONSORS OF THE 2009 FCFF CONSERVATION AUCTION



MOUNT BAKER VINEYARDS

WASHINGTON STATE
CHARDONNAY
VINTAGE 1988

PRODUCED AND BOTTLED BY MOUNT BAKER VINEYARDS,
15018 EVERSON, WASHINGTON, ALCOHOL 12% BY VOLUME

4298 Mount Baker Highway,
Deming, WA 98244
Phone: 360-592-2300



A Professional Fly Fishing Outfitter
Service

306 South Main Street #3
Ellensburg, WA 98926
509-962-2033
www.worleybuggerflyco.com



SUN MOUNTAIN LODGE

604 Patterson Lake Road
Winthrop, WA 98862
800-572-0493,
www.sunmountainlodge.com



The Chrysalis

804 10th St,
Bellingham, Washington
Phone: (360) 756-1005
www.thechrysalisinn.com

CCA and the Fourth Corner Fly Fishers get in the pink with some kids

Last month on Saturday the 22nd, the Coastal Conservation Association North Sound Chapter initiated their youth program by putting together a Pink Salmon Fly Tying and Lure making program at Wholesale Sports in Burlington. As you might almost all of the tiers were members of our club.

We didn't know what to expect since this was the first try. But at the end of the two hours allotted we saw about a couple of dozen participants. They all got to make several lures and tie a couple of flies. Most had plans to put their projects to use that weekend. Everyone had a pretty good time and we hopefully will see some of them in the future.



SEPTEMBER PROGRAM

Brady Green will present a talk and slides on an overview of Nooksack River Basin salmonids and habitat issues. Brady is a retired fish biologist and spent over 45 years with federal natural resource agencies, mostly with the US Forest Service (on the Mt. Baker-Snoqualmie NF). His primary focus has been freshwater aquatic ecology and fish habitat protection and restoration in a variety of aquatic habitats (rivers, lakes, ponds, reservoirs, and streams) in a number of western states, including Washington, Oregon, Utah, Wyoming, and California.

He also currently serves on the board of the Nooksack Salmon Enhancement Association.

Brady is no stranger to our membership. Not only has he presented to us before but he was the USFS contact for the Boyd Creek Fish Interpretive Trail constructed by the Fourth Corner Fly Fishers along the Deadhorse Creek Road in early 2000.

Our meeting is September 24 at the Bellingham Golf and Country Club. Please send your email to fcff@verizon.net and let me know whether you plan to attend and if so how many will be in your party. If you don't have access to email give me a call at 312-9856.

Charlie Scaief - Programs



FCFF PICNIC

(Thank you Dan & Jane)



Doc Hackle's Corner

OBH on V - A Modification

Every now and then as you are tying, you make a change to what you may have originated. This is one such change. If you are interested in what the letters mean, please ask me.

Hook; TMC 206 BL / Size 12 to 16
Thread; Red 8/0 or #70 Denier
Tail; Red Dyed Golden Pheasant Rump
Hackle; Olive Dyed Grizzly
Body; 4 to 6 Strands of Peacock Herl
Post; Yellow Poly Yarn
Head; Red Tying Thread



STEP #1 Anchor tying thread on the hook and move it down to the bend of the hook and back towards the eye of the hook about 3/8th of an inch. Now take a small bundle of red dyed golden pheasant rump and tie it in at that point. Now run the thread down to the bend and back up to the mid-point of the hook shank. Mind you, keep the hackle on top of the hook when wrapping the thread.

STEP #2 At the mid-point tie in your yellow post by making 3 or 4 loose wraps of thread and then pulling straight down cinching it up. Make a few more wraps of thread back towards the bend, keeping the post material on top of the shank. Clip the tag end of the post as close to the thread wrap as possible. Now run the thread back up to the post and make a few wraps in front and also around the post. You don't have to trim the post to size at this time.

STEP #3 Now run the thread to the back side of the post and tie in the prepared hackle. The hackle should be sized one size larger than the hook size used. You prepare the hackle by stripping the first 1/4 inch or so of the fibers off of the quill. Next take your peacock herl and tie it in at the same spot. Now run the thread back to the bend of the hook, keeping the hackle and herl on the near side of the hook.

STEP #4 Now take your thread and peacock herl, holding them together while twisting them into a dubbing noodle. Now take that noodle and wrap it forward to within 3/16ths of an inch from the eye. Try not to capture any of the post in the noodle while wrapping it forward.

STEP #5 Now take your hackle and wrap it forward about eight times, tying it off at the same spot as the peacock herl noodle. Now take and make a half hitch or two to hold it. Now using a whip finishing tool finish off the head.

STEP #6 Now trim the Post even with the hackle. Next turn over the fly and trim the hackle even with the hook point and you are done. You may had head cement at this time if you wish. I usually just do about two whip finishes and let it go at that.

This is a good one so go out and enjoy catching fish with it. HAPPY FISHING!!!



Ed Ruckey, A.K.A. Doc Hackle

"KOTERBA'S KULINARY KORNER"



Spanish Onion and Potato Torta

The last time I served this (at our club barbeque) the biggest problem was finding the bread. Nobody around here bakes a foot wide loaf! You could serve it without; I did that for the outing at the Methow River. Any way this is an easy example of Spanish Bar food. And like any omelet or frittata you can add any number of ingredients. You just have to make sure it will fit into the pan.

Serves 6 to 8

Without a bread-loaf base, this omelet can also be cut into small pieces and served as a tapa or an appetizer, either warm or at room temperature.

8 tablespoons olive oil

1 medium Spanish onion (about 12 ounces), sliced into 1/4-inch-thick half moons

3 medium Yukon gold or other floury potatoes (about 1 pound), sliced into 1/4-inch-thick rounds

8 large eggs

1 teaspoon salt, plus more to taste

Pinch freshly ground pepper, plus more to taste

1/4 teaspoon fresh ground nutmeg

3/4 cup fresh grated Parmigiano Reggiano

1 twelve-inch-diameter round loaf rustic bread

1 cup pesto and fresh basil for garnish

2 teaspoons sherry vinegar

1. Preheat oven to 325°. Heat 1 tablespoon oil in a 10-inch oven-safe skillet over medium-high heat. Add onion; sauté, stirring, until golden, 8 to 10 minutes. Transfer to a small bowl.

2. Return the skillet to heat, and add 2 tablespoons oil. Add potatoes, cover, and sauté until soft, stirring, 12 to 15 minutes. Transfer to the bowl with onions, and combine.

3. Whisk together eggs; add salt, pepper and nutmeg. Transfer to the bowl with onions and potatoes, and combine.

4. Return the skillet to the heat, and add 1 tablespoon oil. Add egg mixture, and cook until edges set and start to brown, about 1 1/2 minutes. Cover, and bake in the oven until set, about 10 minutes. Remove cover, and broil until top is golden. Cover top with grated cheese and

5. Meanwhile, slice bread in half crosswise, and reserve the top half for another use. Remove some of the inside from bottom half, and discard crumb. Toast bread under the broiler until golden. Remove, brush with 3 tablespoons oil. Spread toasted bread with the pesto; add a pinch of salt and pepper. Slide torta over bread chiffonade basil and scatter over the top. Cut in wedges, and serve.



OUTINGS 2009

August 7th & 8th

Methow River
Pot Luck and fly box

August

Saltwater Coho in Puget
Sound

Pot Luck and fly box

September 11th & 12th

Upper Skagit River
Potluck and fly box

OCTOBER 3rd-4th

East Side Lakes—
Chopaka,
Blue, Sidley, etc.
Fly Box & Food?

ATTENTION!!!

The position of Newsletter Editor is OPEN.

All that is needed is a computer and a desire to get involved. The computer can be either a PC or a MAC. Our newsletter is formatted for "Publisher" on both. You may use the current format or stretch out on your own.

I will personally guide and help anyone interested taking on this position with technical and moral support for a truly seamless transition. I have a library of quotes, insights, jokes, photos, and sketches that are available for use. I also have on disc every newsletter since the clubs conception.

Calendar

September's Club Meeting

September 24, 2009

BELLINGHAM COUNTRY CLUB

3729 Meridian St
Bellingham, WA 98225
(360) 733-3450

Wet Fly 6:00

Dinner 7:00

Program 8:00

Meeting 9:00

You have to make reservations.

Call or write Charlie Scaief.

(312-9856) fcff@verizon.net

Bring money for the raffles
and a fly for the "Fly Plate".

VOLUNTEERS NEEDED!

**Volunteers are ALWAYS needed in our club.
Conservation projects, educational classes, and all
chairman positions are always open for new and old
members.**

**It is the responsibility of ALL members for ALL of the
outings to obey ALL local, state, and national regulations.**

**We represent an outstanding conservation and fishing
club. Let's set a great example to ALL.**

*All entomology sketches are drawn by Jack Salstrom,
Member of the FCFF.*

*All Fly illustrations are drawn by Ed Ruckey taken
from, "Diary of Northwest Trout Flies" by local author
and FCFF Member Dan Homel.*

October's Board Meeting

October 6, 2009

Trinity Lutheran Church

119 Texas Street
Bellingham, WA

6:00 P.M.

FCFF Board Members

PRESIDENT:

Wayne McLemore (676-9417)

Outings Chairman: Frank Koterba (647-9715)

Secretary: T.F. Lambert (752-9997)

Treasurer: Larry Irwin (752-1506)

Program Co-Chairman: Charles Scaief (312-9856)

Membership Chairman: Rick Todd (961-3539)

Trustees: Klaus Lohse, Sid Strong, Mike Riber, and Ed Ruckey

**Environment,
Education, and
Conservation.**

Dan Coombs (398-1637)
djcmb@nas.com

Klaus Lohse (671-8453)
kpstnlohse@nas.com

Library Chairman

Brian Duim ((398-2030)


Newsletter

Sid Strong (715-8875)

Email: sidstrong@comcast.net

Raffle Chairman

Errol McWhirk



P.O. Box 1543
Bellingham, WA 98227

