

Flies & Lies

NEWSLETTER OF THE FLYFISHERS
OF NORTHWEST FLORIDA
APRIL 2013

THE FLYFISHERS OF
NORTHWEST FLORIDA
PO BOX 1041
PENSACOLA, FL 32591
www.flyfishpensacola.
com

PRESIDENT

Terry McCormick
(850) 968-5928,
flycastsgt@hotmail.com

VICE-PRESIDENT

Cliff Newton
(850) 637-3367
ccnewton@gmail.com

SECRETARY

Bud Newbill
(850) 932-0635
maryleenewbill@att.net

TREASURER

Jay Brykczynski
(850) 232-7504
jaybryk@yahoo.com

NEWSLETTER

Roy Turner
(850) 516-2607
yoyodclown@yahoo.com

MONTHLY MEETINGS

Meetings at Miraflores Park
17th Avenue between
Belmont and LaRua

**BUSINESS MEETING
1ST TUESDAY, 7 PM**

**BULL SESSION
2ND THURSDAY, 6:30
PM**

**CASTING & TYING
CLINIC
3RD SATURDAY, 9 AM**

President's Message... Terry McCormick

From the President,

Wow a lot of good things are happening at Fly Fishers of Northwest Florida. The weather is starting to clear up and the fish are turning on. Many members are planning their spring pilgrimage's to the mountains for some trout action.

The fly fishing school is in full swing and a BIG thank you to all those members that come out to help. Also the annual auction is only a month away. Please start planning your donations. We need trips, flies, gear, books and art work. And we need you to plan to be there on May 7th to bid and buy.

We still have about 30% of our members that have not renewed their membership. Please do so as soon as possible so we can have a current account of everybody.

There will Not be a Board of Directors Meeting for April, so I'll See you on Tuesday night at 7 pm for the regular business meeting.

Tight lines and the tug is the drug,

Terry



**Business Meeting, Fly Fishers Of Northwest Florida,
March 5, 2013, President Terry McCormick, presiding**

NO BUSINESS MEETING WAS HELD

News from the 2013 Fly Fishing Course



Capt. Baz giving the opening lecture for class 2013.



Oleta Webb and **Kent Reagan** were presented fly reels from Healing Waters. They entered a contest where they both made fly rods from scratch and the rods were entered in a national contest sponsored by Healing Waters. The results of the contest are not know yet but they did qualify for the reels.

Our Spring 2013 Fly Fishing Course is off to a good start. We have had several excellent lectures and have begun the casting instruction weather permitting. This year following some suggestions from Baz Yelverton and others, we will replace the Crazy Charlie fly with the Crease Fly since it has more utility in our area. We still need volunteers to help with the casting instruction and as we move ahead we will begin casting to various sized plastic tubing targets and hopefully improve our casting accuracy.

Come out and help and join in the fun.

Russ Shields

Around the Bay... and Further Away



Photos from **Paul Wargo** but no write up. Big fish and bigger smiles on the little people. The fish appears to be bigger and the little fellow on left.

Fishing Report... Captain Baz Yelverton

The best way to describe March is *unusual*. All the rain at the beginning of the month trashed the inland waters to the point that sight-fishing was out of the question until about March 22. There was decent sight-fishing along the edge of the Gulf east of Pensacola Pass if you got there at the tail end of the incoming tide. Otherwise water clarity was somewhere between chocolate milk and iced tea. The fish were there, but you couldn't see them. If the discolored water wasn't challenging enough there was the unseasonable cold weather. Even yesterday the water temperature was just 63 degrees which is 6-8 degrees below normal for this time of year. Okay, enough whining!



Given all that we have had some excellent days out there sight-fishing, and my clients have landed some beauties. Check out this redfish Jeff Coen, Hershey, PA, landed on March 8. We got lucky and caught a few hours of clear water, and Jeff coaxed this fish to eat a green/white go-meaux fished on an intermediate sinking line. The fish were in 8' of water, and we watched the fly sink down into the midst of the school. A couple long strips and Jeff was bowed up...a thing of beauty for sure. We hooked another fish that day on a tan/white clouser, but Jeff's fishing partner allowed a little slack in the line while trying to get the fish on the reel, and the barbless hook fell out. It was good to see our industrious club

president wading the sandbar that day...



The only other big redfish on fly came on March 26 when Charlie Forrest, St Paul, MN, made a beautiful 60' backhanded cast to this 39" fish on a sandbar just inside the pass. The iced tea colored water made it hard to see the fish, and the wind was howling around 20 from the N...but somehow Charlie made it happen. This redfish took an olive/white EP clouser, size 1/0.

As mentioned earlier fishing the inside flats was out of the question until March 22. We started off that day poling one of my favorite spots and Evan Bottcher took this gorgeous redfish on an EP 2/0 baitfish in gray/white. Check out how the fish's colors match the stained water...



We went back a week later and had the best-ever day of redfish sight-fishing in Santa Rosa Sound. Jay Lanier from Eastern TN landed seven that day including this 28" beauty. We watched this fish follow the fly for twenty feet and then nip at it twice only 15' from the boat. Jay stopped the fly and it just hovered there before the fish swam up an inch behind it, opened its mouth, flared its gills, and the fly disappeared. It was the most spectacular redfish take I have ever witnessed. If that wasn't enough

Fishing Report.... Continued



we poled another stretch of beach and found a school of mullet covering a sand spot in 2' of water. Sitting on the bottom beneath the mullet was a huge speckled trout. Jay's fly (the EP baitfish) landed like a feather in the middle of the mullet without spooking them and slowly sank to the bottom a couple feet in front of the trout. Jay twitched it, and the big trout snaked over to it. When Jay gave it a long strip the trout nailed it and hit the surface. Man, what a fish...weighed 6 1/2# in the net, so I'm calling it 6# even. A trophy trout on fly by anyone's standards! It was very satisfying to take the photos and watch it swim away.

I failed to mention that we have seen a few pompano and even threw the fly in their general direction on March 26. The big push of fish should start any day now that the water is clearing (and warming) up. Haven't seen the first jack crevalle yet, but by my next report I'll have lots of stories of anglers getting their butts kicked by those beasts. Starting tomorrow I'll have the 10wt rigged with a big popper on all my trips to the Gulf of Mexico. The other MIA species is Spanish mackerel, but they'll be here any day, too.

Capt Baz

The Tip Jar....

BODKIN CLEANER

After using your bodkin to apply head cement it bills up a deposit which can be difficult to clean off. A bodkin cleaner is a film canister, 35MM film if you can find one, or a small pill bottle. Put some old lead weights and epoxy glue in bottom. Then stuff bottle with steel wool. Drill or punch hole in top of cap.

After each use of bodkin and glue stick bodkin in container. Glue will be removed by steel wool.

Shrimp—Jim Morris

Jim came across this month's fly while look thru a magazine. It is another salt water shrimp which can be modified by adding legs or other additions to suit your needs.


MATERIALS

Hook - Mustad 34007 size 4


Thread – Orange or Mono

Eyes - Medium Black Plastic

Body - Unique Hair, Orange ribbon, Wire, Orange Chenille,




Start thread one hook eye with from eye all way back to the hook barb. Take a 1/16" clump of unique hair, fold in half and cut. Find center and attach to hook shaft at barb point. Wrap tightly to the hook point. Attach 3-4 strands of flash folded in half at hook point with 3-5 wraps. Fold unique hair and flash forward and wrap to hook barb point.



Wrap thread back to start point. Attach Ribbon and wrap forward



Attach black mono eyes at barb point using figure 8 wraps. Attach wire and chenille behind eyes at back of fly. Attach hackle behind eyes but at front of fly. Wrap thread back to hook eye.




Wrap chenille to hook eye and tie off. Palmer hackle to hook eye and tie off.

Shrimp—Jim Morris Continued




Pull ribbon between mono eyes and tie off. Palmer wire over ribbon to create back. Trim tail. Apply head cement to wraps and tip of tail to stop fraying. Trim unique hair and flash equal to one & half times hook shank.

OPTIONAL: Retie thread in front of eyes and attach rubber legs on each side. Strip two feathers and attach as antenna.

FLY FISHERS

OF NORTHWEST FLORIDA

**PO BOX 1041
 PENSACOLA, FL 32591**



APRIL 2013

Sun	Mon	Tue	Wed	Thu	Fri	Sat
	1 Fly Fishing School	2 Business Meeting	3	4	5	6
7	8 Fly Fishing School	9	10	11 Bull Session-Tying & Tall Tales 6:30 PM	12	13
14	15 Fly Fishing School	16	17	18	19	20 Clinic - Casting, tying, gourmet lunch 9 AM
21	22 Fly Fishing School	23	24	25	26	27
28	29 Fly Fishing School	30				