

Flies & Lies

NEWSLETTER OF THE FLYFISHERS
OF NORTHWEST FLORIDA
DECEMBER 2009

THE FLYFISHERS OF
NORTHWEST FLORIDA
PO BOX 1041
PENSACOLA, FL 32591
www.flyfishpensacola.
com

PRESIDENT

Larry Goodman
(850) 433-5135
trakr1@aol.com

VICE-PRESIDENT

Jerry Giles
(850) 994-9946,
FlyFisherman1942@aol.com

SECRETARY

Bob Willice
(850) 934-6586
lastboat3@msn.com

TREASURER

Larry Sisney
(850) 474-1433
lsisney@cox.net

NEWSLETTER

Jerry Aldridge
(850) 478-9255
jamayfly@yahoo.com

MONTHLY MEETINGS

Meetings at Miraflores Park
17th Avenue between
Belmont and LaRua

BUSINESS MEETING

1ST TUESDAY, 7 PM

BULL SESSION

2ND THURSDAY, 6:30
PM

CASTING & TYING CLINIC

3RD SATURDAY, 9 AM

Christmas Party Tuesday December 15 Holiday Inn Davis Highway

\$25 per person

Social Hour: 6-7 PM with cash bar and Hors d'Oeuvres (stuffed mushrooms, meatballs and chicken wings)

Dinner: 7 PM with choice of **(1)Roast Sirloin** w/shallot and mushroom gravy or **(2)Herb Crusted Chicken**

Both served with vegetable medley, garlic mashed potatoes, salad, roll and butter choice of desert and coffee

Tickets must be purchased in advance and you will need to let me know which entree you prefer. I will be selling dinner tickets at the Dec 1 general membership meeting. If you are not able to attend you can mail checks to Karen Brand, 5870 Country Club RD, Milton FL 32570.

Club Officers for 2010 will be presented. The **2009 Angler of the Year** as chosen by members will receive a plaque

John Brand is putting together a **slide show of 2009 fishing trips** and club functions. If you have pictures in electronic format please email those to John or bring them to one of the upcoming meetings.

Club members who are decorating **Christmas Tree center piece decorations** please bring them the night of the party.

All ladies are eligible to win one of two \$50 gift certificates

Raffle tickets will be sold at the party , **\$5 each or 6 for \$25.**

Prizes are (1) Orvis TLS 8 weight 4 piece rod, (2) Orvis TLS 4 weight 4 piece rod, (3) Orvis Mid Arbor reel with WF-8 Redfish Gen 3 Wonderline and backing, (4) Orvis Mid Arbor reel with WF-4 Trout Gen 3 Wonderline and backing, (5) Renzetti Traveler Vise with cam and pedestal. The drawing will be "bucket style" so you can distribute your tickets in all 5 buckets for a chance at all prizes or put them all in one bucket to maximize your chance for a particular prize.

If you can't attend but would like to participate in raffle call Karen

General Business Meeting, Fly Fishers Of Northwest Florida, November 3, 2009, President Larry Goodman, presiding

The **board** meeting was called to order by President Larry Goodman at 6:30 pm with six members present.

Final proofs of the club business cards were presented by John Brand and approved by the board for printing.

Larry Sisney reported that dinner and cash bar arrangements were made between the Holiday Inn and our club for the 2009 Christmas party. Karen Brand volunteered to handle ticket sales and determine a final head count by December 11, 2009. Dinner tickets will be on sale at all club meetings at \$25 each. Raffle tickets will be sold at the party at \$5 each or six tickets for \$25. One will not have to be present at the party to win a raffle prize and arrangements can be made for this through Karen. Each lady attending the party will be given one complimentary raffle ticket. Two \$50 gift certificates will be awarded as raffle prizes specifically for the ladies. A single plaque will be given for the Angler of the Year Award. Jerry Aldridge was asked to purchase fishing tackle type raffle prizes within the club's budgeted amount. He proposed purchasing Orvis 4 wt. and 8 wt. fly rods equipped with large arbor reels and line. A Renzetti Travelers Vise will also be purchased.

Tom Regina requested assistance with fly tying sessions at club functions and the PJC classes. His assistant will be trained to eventually take over the position Tom has held for the last five years.

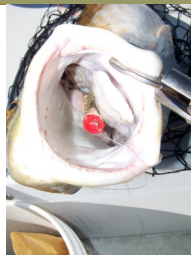

The board meeting was adjourned at 6:30 pm.

The **business** meeting was called to order at 7 pm by President Larry Goodman with 23 members present. The minutes of the October 6, 2009 board and business meetings as published in the November 2009 newsletter were approved. The treasury report for October 2009 was read and approved. Plans for the club business cards and Christmas party discussed at the board meeting were presented to the general membership. All 2009 club officers were re-elected to serve for the year 2010. Bob Korose and Loyle Weiner were elected to serve as members at large for the year 2010. Larry Sisney and Tom Birdwell were nominated for the Angler of the Year Award.


Tom Regina and Jerry Aldridge gave a power point presentation about their fishing trip to Maine. The fall colors and the fish were outstanding.

Following a raffle for door prizes the meeting was adjourned at 8 pm.. Bob Willice secretary

Around the Bay...and Further Away



Bob Korose with a fine bull red caught with his homemade popper in Pensacola Bay Nov13



Tom Regina with beautiful autumn rainbow and brown from Bighorn River



Jim Eanes with one of many caught with Capt. Bob Quarles on Nov 15.




Tying Phil Rowley's Caddis Larva with Tom Regina

Materials

Hook: Mustad C49S, size 10
Weight: .020 lead-free wire
Thread: 6/0 brown
1st. Rib: Pearl Flashabou
2nd. Rib: 6/0 clear mono thread or 4X tippet
Shellback: 1/8-inch dark olive scud back
Body: Medium olive Life Cycle Nymph dubbing
Thorax: Brown ostrich herl



Tying Instructions



1. Debarb and mount the hook in the vise. Cut a 4-inch piece of .020 lead-free wire from the spool. At a point on the hook shank directly above the hook barb, start the wire on the hook and wrap it forward in ten neat, tight, touching turns. The last turn of wire should be about three hook eyes distance back from the hook eye. *Do not crowd the hook eye.* Attach the tying thread and build a tapered thread dam at each end of the wire to lock it in place. Move the thread to the front thread dam.



2. Tie both the Flashabou and mono ribs to the near side of the hook. Bind both ribs to the near side of the hook back to the rear thread dam. In several spiral thread turns take the thread forward to the front thread dam. Cut a 2-inch piece of scud back from the skein and trim one end to a point. Tie the pointed end of the scud back to the top of the hook directly over the front thread dam. *Do not crowd the hook eye.* With several spiral thread turns bind the scud back to the top of the hook back to the rear thread dam.



3. Dub a slender body forward to the front thread dam. In about 8 evenly spaced spiral turns wrap the Flashabou rib forward to the front thread dam. Tie off the Flashabou and cut away the excess material.



4. Select 2 peacock herls and strip away the barbs exposing about 1/4-inch of bare quill at the base of each herl. Tie in the exposed quills of both herls at the front thread dam. Cut away the excess bare quills. Together wrap both herls forward in 2 or 3 turns to form the thorax. *Do not crowd the hook eye.* Tie off and cut away excess herl.

Tying Phil Rowley's Caddis Larva with Tom Regina (continued)



5. With your moistened thumb and forefinger, stroke the herl barbs down and rearward to form a part or path at the top of the thorax for the shellback. Pull the scud back forward over the top of the body and thorax to form the shellback. Just back from the hook eye, tie off the shellback and cut away the tag end.



6. In about 6 or 8 evenly spaced spiral turns, wrap the mono rib forward over the body. Work the mono rib through the thorax without trapping herl barbs. Tie off the mono rib and cut away the tag end. Form a neat thread head. Apply a small amount of head cement without applying cement to the herl or hook eye.

Casting & Tying at the Club... Tom Regina

The December 10 Bull Session is cancelled. The Casting and Tying Clinic will be held Saturday December 19 from 9:00 AM until about 1:00 PM. Starting at 9:00 AM I will lead the fly tying session. This time we will tie Phil Rowley's Stillwater Caddis Larva. The materials list and tying instructions for this wet fly are included in this newsletter. Your club will provide all materials needed to tie the fly. If you have them, bring your fly tying tools. If you need, your club has tools for both you and your guest.

John Brand will conduct the casting clinic on Saturday December 19. John can teach you basic fly-casting or help you improve your more advanced casting skills. John will start the casting clinic at 9:00 AM. Bring your long rod or use one of your club's sticks.

Many club members attend the monthly casting clinics and bring one or more of their fly rods to practice casting. Most are happy to let others try their rods.

Did you get some of that crab chowder and home made bread Lowell Weaner fixed us for lunch at the November casting and tying clinic? It was top drawer. If you missed it... shame on you.

Russ Shields and Jerry Giles will fix us a mighty fine lunch of Chile con Carne at the casting and tying clinic. If you do not want to tie flies, do not want to take advantage of the casting instruction, at least join us for a free lunch and fermented adult beverages, and little people drinks. In addition, there will be plenty of time for lying to your fishing buddies.

As always, you are encouraged to bring guests to all club functions. If you or your guest need fly rods or fly tying tools your club is ready to provide them for use during the clinics and guests are more than welcome to partake in our free food and drink.

"How high's the Water, Mama?" Jerry Giles



That was the theme for this trip. Although we did not have more than a sprinkle on the whole trip, prior rains had caused the rivers to be at full flow the entire week. It was necessary for Duke Power to release water from the reservoirs as they were full to capacity from the Hurricane Ida rains.

Wading the Tuckaseegee was very perilous, and was done on a very limited scale. I went into the water in waders twice, and the longer session was about two hours. I took a few on red & black scuds in size #18 & 20, but takes were few and far between. The largest was a brown of about 16". Fishing from shore with olive wooly buggers, with a Yong's Special dropper brought some response. On the last day's fishing, in fact the last fish I caught, was a 16" brookie taken on an olive bugger.



At the Davidson River, I fished exclusively my 7', bamboo rod, with an olive bugger, and #22 scuds. Also with blood worm larvae, and Yong's Specials, on #5, tippet. The water was slow moving and about three feet deep. The fish were visible. I hooked two very large fish there. The first was probably a rainbow, which broke off the #5, tippet at the leader. The second, a 22", brown, took a Yong's. That one, I managed to bring to the net.


We used this trip mainly for exploration. We went to Cataloochee Valley, near Waynesville, and saw wild turkey and elk. The stream is not stocked and has only wild trout. It was bank high, and we did not suit out or fish. Deep Creek, near Bryson City, presented the same conditions. Both areas are worth visiting for the scenic beauty alone.

Fishing Report... Captain Baz Yelverton

Once again November has marked the beginning of the "Running of the Bulls". One of the nice things about the beginning of the bull redfish season is the fish are in the inland waters easily accessible to anyone with a boat. We've found two huge schools of fish in the last two weeks. The first is in the vicinity of Deer Point feeding on the menhaden that are slowly making their way to the Gulf. The other school is feeding on bay anchovies around Dead Man's Island and Fair Point. Timing is everything, and of course luck and persistence play equally big parts in getting it right. Today the fish might hit the surface at noon, and tomorrow it may not happen until just before sunset. One thing for sure, when it DOES happen, and a hundred redfish in the 20-30 pound range start crashing bait on the top, it's a vision that will stay with you for a while. The first fish we landed on fly was on Nov 17, and we had to go deep with a 425 grain sinking line and a big streamer. Here's a



very happy Jim Little from Los Angeles with that fish. A few days later, Corbett Davis, Jr, from Jewelers Trade Shop, and artist John Alexander from New York found the fish by Dead Man's Island. This time the fish were on top, and we were able to get them on floating lines with big poppers and streamers. Check out the bright orange colors of these magnificent fish. Then on November 24, Michael Chamblee from Birmingham landed this beauty by Deer Point on a "Gomeaux" white bunny strip fly from Deep South Outfitters, Birmingham. Your best bet is to get on the water and look for active pelicans which are always close to the schools of redfish. I like big flies and big tackle. Smaller flies can get stuck in a redfish's crushers mortally wounding the fish, and it just takes too long to land one of these monsters on an 8wt...tires the fish out too much. Give yourself and the fish a break...take your 10wt.



While waiting for the redfish we've been landing some impressive Spanish mackerel on the grass flats between Deer and Fair Points. These fish are all big and strike so hard they'll rip the rod out of your hand if you're not careful. Patience is the key, and you may blind cast for 15 minutes before a fish strikes. I like to drift until we get a strike and then slip the anchor overboard. Fifty pound fluorocarbon bite tip-



pet usually works, and my favorite fly is a synthetic tan/white Clouser minnow tied by our own Jerry Aldridge. Talk to Jerry about the configuration...might be a good fly for a future tying clinic. Here are a couple photos of typically sized fish. The first is Rhad Hayden back on Nov 3, and the next is club member Jonas Magnusson on Nov 23. It's amazing the Spanish are still around this late in the season, and it won't last much longer.



I'm pleased to report the false albacore arrived in large numbers around the first of November. On November 2 Bob Quarles and Russ Shields steered us to them west of the USS Massachusetts, and Rhad Hayden landed about twenty on a #6 Cowen's Albie Anchovy pattern. The average fish weighed around 6 pounds, and Rhad caught a dozen on his 8wt before moving up to a 10wt. You'd think a 10wt would overpower these little torpedoes, but nooooo. I



think it's a perfect match especially when fighting FA in deep water. This is Rhad with his first catch. A few days later Tropical Storm Ida hit and the albies disappeared, but they showed up again on November 21 and this time it was right up on the beach. Here's an artsy wide-angle lens photo taken Nov 21 of John Alexander with a powerful FA released unharmed. This fish ate a Travis Akins' "green weenie" and ran 150 yards into the

Fishing Report... Captain Baz Yelverton


backing before John and the Tibor Everglades were able to stop it. You got your tying vise and materials in Yellowstone, Trav?? I'm starting to run a little short...




Don't forget about the flounders this time of year. There are lots of fish on the sand patches between grass beds from Deer to Fair Points, and they're happy to eat tan/white Clouser minnows. Plus, the doormats are making their way along the shore at Ft Pickens. Wait for a glassy-calm day, anchor 30' from the beach, and wait for a 4-6 pounder to swim by in a couple feet of water. A good spot is 300' east of the Ft Pickens Pier. Before Ida there were so many fish coming under the pier that the castnet fishermen were lined up taking turns. I talked to a guy who caught six flounders one afternoon, and the smallest fish weighed 4 pounds. Here's Rhad Hayden again with a platter-sized flounder landed and released Nov 2.

I'm going to end this report with my favorite fishing experience of the month. We had one of those perfect cloudless days in the Gulf on November 15 with a light north wind, bright sunshine, and Bahamas-clear water. My client Jim Little from LA wanted to sight-fish for pompano, and we headed east from Pensacola Pass and found a promising little cut between the inner sandbar and the beach. I poled the Hewes over the bar and proceeded westbound in 2' of water with the late-morning sun illuminating the water and the NE breeze at our backs. We eased through the cut with the beach 50' to our right and the dropoff from the inner bar 50' to our left. It wasn't long before I spotted a nice pompano holding in the dropoff facing the bar apparently waiting for a sandflea to tumble down the slope. The fish reminded me of a rainbow trout holding in fast water moving back and forth eating nymphs. It was a perfect setup with the pompano facing away from us requiring a short cast of about 40'. I held the boat in position while Jim located the fish and prepared to make the cast. The pompano was totally focused on it's feeding activities and was unaware of our presence, so we took a minute to discuss cast placement, the proper strip, etc. It was THE MOMENT with our most elusive and desired target dead in our sights fifty feet away. Jim worked out some line with a couple side-armed false casts keeping his rod and flyline low, and proceeded to drop the fly short and fifteen feet to the left of the fish. Buck fever! His next cast, however, was on target, and the pompano made a quick turn and was on the fly...six inches behind it. Jim did a masterful job stripping the fly with the right sequence of short, quick strips and pauses. After following for about ten feet, the pompano ate the fly and Jim landed it after a short but furious battle. Here's Jim with just the second 2009 fall pompano caught sight-fishing on fly (released unharmed). It was a moment we'll both remember for a long time, and I was proud just to be there....Capt Baz



FLY FISHERS

OF NORTHWEST FLORIDA

**PO BOX 1041
 PENSACOLA, FL 32591**



DECEMBER 2009

Sun	Mon	Tue	Wed	Thu	Fri	Sat
		1	2	3	4	5
		Business Meeting 7 PM				
6	7	8	9	Bull Session-Tying & Tall Tales 6:30 PM		12
13	14	15	16	17	18	19
Christmas Party....December 15th					Clinic - Casting, tying, gourmet lunch 9 AM	
20	21	22	23	24	25	26
27	28	29	30	31		