

Flies & Lies

NEWSLETTER OF THE FLYFISHERS
OF NORTHWEST FLORIDA
FEBRUARY 2013

THE FLYFISHERS OF
NORTHWEST FLORIDA
PO BOX 1041
PENSACOLA, FL 32591
www.flyfishpensacola.
com

PRESIDENT

Terry McCormick
(850) 968-5928,
flycastsgt@hotmail.com

VICE-PRESIDENT

Cliff Newton
(850) 637-3367
ccnewton@gmail.com

SECRETARY

Bud Newbill
(850) 932-0635
maryleenewbill@att.net

TREASURER

Jay Brykczynski
(850) 232-7504
jaybryk@yahoo.com

NEWSLETTER

Roy Turner
(850) 516-2607
yoyodclown@yahoo.com

MONTHLY MEETINGS

Meetings at Miraflores Park
17th Avenue between
Belmont and LaRua

**BUSINESS MEETING
1ST TUESDAY, 7 PM**

**BULL SESSION
2ND THURSDAY, 6:30
PM**

**CASTING & TYING
CLINIC
3RD SATURDAY, 9 AM**

President's Message... Terry McCormick

2013 is in full swing and we have many activities coming up. In one month we start our fly fishing school. We will need lots of help, so if you can, please contact Russ Shields. In May the annual action comes up. So start saving your donations. And we'll start planning another fishing outing.

Welcome to our new members and to our new newsletter editor Roy Turner. Many thanks and accolades to our long time editor Jerry Aldridge. Jerry has done a marvelous job with the newsletter and now we get just a little more fishing time.

On a sad note, long time member Dennis Majewski passed away in January. Dennis you will be missed.

I hope you all find some time and some water to get out and fish.

Remember the tug is the drug and tight lines,

Terry

There will be a Board of Directors Meeting on February 5 at 6 pm before the business meeting at 7 pm.

Business Meeting, Fly Fishers Of Northwest Florida, January 1, 2013, President Terry McCormick, presiding

There was no business meeting in January due to the fact that that date fell on January 1st.

January is our major membership drive for renewals. Jay Brykczynski is accepting renewals at this time. See Jay B. at any of the meetings or send to: Jay Brykczynski, FFNWF Membership, 3917 North 10th Ave., Pensacola, FL 32503

Make checks out to "FFNWF" \$30.00 for full membership,
\$10.00 Associate

Fishing Report... Captain Baz Velverton

January has been a slow month for my fly-fishing charters, but I do have a few things to report. We have been finding false albacore sporadically close to shore in front of Portofino. I landed one there a couple weeks ago but didn't get a photo. Since then every time I've gone the fish have been too far out to reach. It's for sure worth the drive down there, though. What's not to like about standing on that spectacular beach watching for FA to wander into range! It's best after a cold front with the wind from the north for at least a day. I check www.buoyweather.com for the direction of the seas. Anything N is good...with N or NE being ideal. Wear your waders, and rig an 8 or 9wt with intermediate line and a #6 gummy minnow. A stripping basket always helps when shore-fishing.



The FA aren't your only target along the beach in the Gulf. One day last week associate club member Bruce Trumbull landed a pompano (!) from a deep cut close to shore at Navarre Beach, and Rocky Sleight caught a few nice bluefish. Sorry, no photos. I believe 'em though...too old to lie. The only photo I have is of yours truly with a nice redfish on January 21 landed close to shore near the observation tower. I was using a 9wt, and the fish took a tan/white clouser minnow rigged on an intermediate line.

There are a few very nice slot-sized and larger redfish showing up on the inside flats. The morning tides have been so low we've been finding the fish a little farther from shore than usual. It's my experience that redfish around here need about a foot and a half of water to be comfortable. Here's a nice shot of fly-angler and local cardiologist Jim Williams with a 28" fish landed and released yesterday January 27.

That's about it. I'm sure there are some trout up in the bayous and canals, plus I've been getting lots of reports about excellent striped bass fishing between the mouth of the Escambia River and the I10 bridge. You have to find the deep holes and dredge them with intermediate or full-sinking lines and clouser minnows. Capt Baz

Hi folks. I'm, Joe Higgins, the clubs food provider for the monthly Saturday clinic's. In the past there were 12 volunteers who provided a meal on their assigned month. This worked out well, but some have asked me to take them off the list. That's fine because I don't mind providing the meals myself. But there are 6 times this year when I will not be able to do the Saturday meal and that's when I hope someone will step in for me. Now these lunches do not have to be exotic, simple hotdogs or hamburgers on the grill, with store bought potato salad, couple cans of hotdog Chili or pre-cooked chicken breast will do. I'll be glad to guide anyone in the easy steps for providing a Saturday lunch. The following are the months I will be engaged in other pursuits, April, May, June, September, October, November. If someone can help out it will be greatly appreciated. The alternative will be no lunch or worst chewing on the Saturday flies fly tying material's and it takes a lot of marabou feathers to fill a belly. Please give this some thought and let me know if you can help.

Jointed Minnow... Kent Reagan

I discovered this pattern on a sleepless night trolling the internet. This fly was tied by Ward Bead in the video and colored to emulate a baby Bluegill by having a green back and orange belly. Being a basic bait-fish pattern this fly shows how versatile it can be by merely changing the color of the fly. We will tie one version of this fly to resemble a Menhaden by coloring the back gray and placing a prominent black dot towards the front of the fly. The other fly we'll tie will resemble an Alewife, having a green back and white belly.

Ward Bead tied his fly using a Mustad 3366 hook and we'll change to a 34007 hook for saltwater. While we'll be cutting a hook to use as the articulating arm, Fish Skull does make a prefabricated articulating arm that can be purchased. This arm will allow you to run a trailing hook if you desire because it will move the hook to the back of the fly and the prefabricated articulating arm will be on the front of the fly. I hope you enjoy tying this fly as much as I did. Tight lines! ~ Kent Reagan

Materials


Hook: Mustad 34007 (Quantity 2)

Thread: White 6/0 Uni Thread

Tail: White Marabou

Body: Pearl Palmer Chenille, 0.030 Lead Wire

Eyes: Doll Eyes



Cut hook at mid-bend and mount in vise for rear portion of fly.

Lay a thread base from eye of hook, to bend, back to eye and then ending at bend of hook.




Tie in tuft of white marabou, length of shank, at bend of hook.



Tie in pearl palmer chenille at bend of hook so fibers are facing the rear and advance thread to eye of hook. If using a rotary vise put a couple of half hitches or whip finish before advancing chenille.

Palmer chenille forward, stroking fibers back, to eye of hook. Tie off and cut off excess. Make minimal thread head, whip finish, cut thread and set rear portion aside.



Mount second hook and lay down thread base. Wrap approximately 14-15 turns of 0.30 lead wire on shank of hook

Attach mono to top of hook at hook bend. Loop through eye of hook on rear portion of fly, loop over and attach mono back to top of hook at the bend



Jointed Minnow....Kent Regean



Tie in small tuft of white marabou to cover articulating joint.

Tie in pearl palmer chenille at hook bend. Advance thread to eye of hook and put in a couple of half hitches or whip finish.




Remove from vise and trim to shape of baitfish pattern.
Use markers to color as desired.

Use fingers to rub in color to help retain color once fly gets wet.


Glue on doll eyes.



Around the Bay....and Further Away

FLY FISHERS

OF NORTHWEST FLORIDA

**PO BOX 1041
 PENSACOLA, FL 32591**



FEBRUARY 2013

Sun	Mon	Tue	Wed	Thu	Fri	Sat
					1	2
3	4	5	6	7	8	9
		Business Meeting 7 PM				
10	11	12	13	14	14	16
				Bull Session-Tying & Tall Tales 6:30 PM		Clinic - Casting, tying, gourmet lunch 9 AM
17	18	19	20	21	22	23
24	25	26	27	28		