

## TOM REGINA ELECTED 2002 ANGLER OF THE YEAR

Tom Regina, FFNWF outgoing president, was presented the "Angler of the Year" award at our annual banquet on December 13th at the NAS Lighthouse Club. He accepted with his usual gruff humility, commenting that several other people were more deserving. Not so, Tom. Thanks for your service to us all.

Jay Williams was installed as President and Skeet Lores as Secretary for 2003. Kevin Cohenour and Don Lupone will continue as Vice President and Treasurer. Many thanks to outgoing Secretary Allan Heilig.

Kevin Cohenour (with lots of help from Marty) did a great job organizing the banquet. Master of Ceremonies Kevin presented a Renzetti Traveler vise to new member Eric Lucas, an Orvis 8 weight rod to David Bernard, an Orvis Battenkill large arbor reel to Tom Regina and an Orvis 4 weight rod to Allan Heilig. Other lucky raffle ticket holders won flies, fly boxes and accessories. Thanks to Reef Illusions, the Orvis Company and several club fly tyers for help with the prizes.

# Flies & Lies

JANUARY 2003

### PARTY PICTURES



# President's Report

I hope all of you had a great holiday season, and are ready to enjoy and participate in your club activities this year. I'm appreciative of, and honored by the opportunity given me to serve

this great club, and I solicit your advice and assistance in improving your benefits for being a member. Our goal is inclusiveness, and the path to that is a two way street wherein we are wide open to your participation at all levels, and you assert yourself by coming forward to help in different ways. For instance, we have had a fine Facilities chairman who wishes for relief. He can be helped by a volunteer replacement but also by a few members simply sticking around for a few minutes after the meetings, to help sweep and straighten up the place. There is a lot of camaraderie available in performing those simple tasks. We are always in need of good programs and if you have suggestions please contact Kevin, our vice president, who is also program chairman. As soon as we have firm dates, we'll publish the club calendar for 2003, for your convenience in planning.

Our dues are due in January, so please bring your check and give it to Karen Brand at one of the meetings that month. We have rent and FFF commitments to pay in January, so thanks for remembering to pay your dues in a timely manner.

I would be remiss if I failed to thank Tom and his outgoing board for their great leadership this past year. Special kudos and a Well Done, to Kevin and Karen (and their elves) who created the outstanding Christmas Party so many of us enjoyed at the base. Those who didn't attend were missed, so please put it on your agenda for next year. We **NEED YOU** !

## The Fly Fishers of Northwest Florida

**PRESIDENT - Jay Williams Jr.**  
(850) 932-4890  
jwmsmdjd@aol.com

**VICE-PRESIDENT - Kevin Cohenour**  
(850) 455-6897  
klcflies@yahoo.com

**SECRETARY - Skeet Lores**  
(850) 432-0189  
skeet1396@earthlink.net

**TREASURER - Don Lupone**  
(850) 477-9085  
djbigwolf@wmconnect.com

### COMMITTEE CHAIRPERSONS

**AUCTION - Travis Akins**

**CONSERVATION - Terry McCormick**

**DIRECTORY - Jerry Aldridge**

**EDUCATION - Jerry Aldridge**

**FACILITIES - Vacant**

**FFF REPRESENTATIVE - Larry Goodman**

**FISHING TRIPS - David Bernard  
Travis Akins**

**LIBRARY - Kevin Cohenour**

**MEMBERSHIP - Karen Brand**

**DIRECTORS AT LARGE - John Brand  
Bill Locher**

### MONTHLY MEETING SCHEDULE

**BUSINESS MEETING - 1ST TUESDAY, 7 PM**  
**BULL SESSION - 2ND THURSDAY, 6:30 PM**  
**CLINIC - 3RD SATURDAY, 9 AM**  
**BOARD MEETING-4TH TUESDAY, 6:30PM**  
**FISHING TRIPS - AS SCHEDULED**

**Meetings at Miraflores Park, 17th Avenue between Belmont and LaRue St**



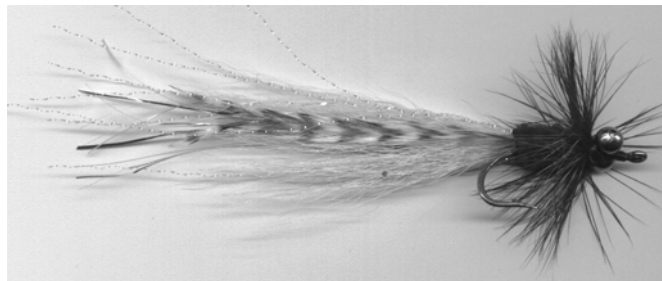
## MORE PARTY PICTURES



## *The Flashtail Whistler*

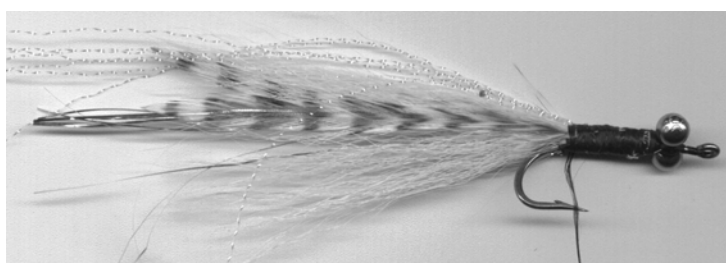
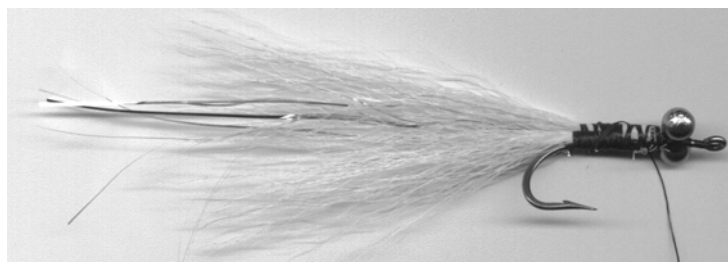
*Original recipe by Dan Blanton*

<b>HOOK</b>	<b>Mustad 34007 or equivalent, size to match prey</b>
<b>THREAD</b>	<b>Red 3/0</b>
<b>EYES</b>	<b>Large silver bead chain</b>
<b>BODY</b>	<b>Small or medium chenille, red</b>
<b>WING</b>	<b>Bucktail and a pair of grizzly hackles</b>
<b>FLASH</b>	<b>Silver flashabou and pearl crystal flash</b>
<b>COLLAR</b>	<b>Red saddle hackle</b>




1. Place hook in vise, lay thread base and attach bead chain 1/4" behind eye. Coat thread around the eyes lightly with head cement or super glue. Select, cut and clean a fat matchstick thick section of bucktail 3 shanks long. Attach on top the shank just behind the eyes and cover with several wraps along the shank.

2. Cut 10-12 strands of flashabou at least 3 hooks long and attach at bend extending to the rear on top the bucktail. The flashabou should be 1/2" longer than the bucktail. Select, cut and clean another section of bucktail the same size as the first. Attach on top the flashabou with wraps all along the shank ending up at the bend.



3. Select a matching pair of hackles and trim so the hackles will be the same length as the bucktail. Tie in the hackles, one on each side with the concave sides facing. Cut 10-12 strands of crystal flash the same length as flashabou and attach at the bend extending rearward over the bucktail. Spread the crystal flash evenly on the top and sides.

4. Cut a 3" length of chenille and strip the "fuzz" from 1/4" of one end leaving just the thread core. Tie in the thread at the bend and wrap the chenille forward in adjacent turns ending just behind the eyes. Tie in and trim. Tie in a red saddle (or neck) hackle and wrap 5-8 turns of hackle while stroking the hackle to the rear with left hand. Tie off and trim. Cover any loose ends with thread, wrap a small head and coat lightly with head cement.



## *Yellow Matuka Wing Streamer*

*by Kevin Cohenour*

<b>HOOK</b>	<b>4XL Streamer, sizes 2 to 10</b>
<b>THREAD</b>	<b>Tan 6/0</b>
<b>RIB</b>	<b>Fine gold wire</b>
<b>BODY</b>	<b>Yellow yarn</b>
<b>WING</b>	<b>Furnace hen saddle hackle</b>



1. Secure hook in vise. Start thread behind hook eye and wind to bend. Attach rib above point and secure with thread back to bend.

2. Wind thread to about two hook eyes distance back from eye. Attach yarn at the two hook eyes back point. Secure yarn to top of shank back to bend, and wind thread back forward to the two hook eyes back point. Wind body, tapering fatter toward front, and tie off at the two hook eye back point. Ensure tie off has a smooth taper down to hook eye.



3. Select a pair of hen saddle feathers that will make a wing with a total length about two times the hook shank (or about one hook shank beyond the bend). Marry feathers together, back to back (curving together). Strip the barbs from the stem mount point. From the underside of the wing, strip the barbs from a section equal to the fly body length.

4. Position feathers over exact center of body. Secure at front. With non-tying hand, draw wings centered over top of body and hold in place at rear of fly. Preen barbs on top of wing upward with tying hand. With bodkin divide barbs directly above rear edge of body. Take one turn of ribbing through the barb division, binding rear of wing to shank. Continue dividing and ribbing forward in 1/8" increments to front of fly. Ensure feathers stay vertical and centered. Secure rib at front and cut excess. Wind a neat tapered head, whip finish, cut thread and cement.



Note: Try in different color combinations such as yellow body/grizzly wing, olive body/olive wing, gray body/grizzly wing, red body/ badger wing. You could also add some wraps of lead wire to help the fly sink in faster water.

## *Go Trout Fishing in North Carolina*

Tom Regina and Art deTonnancourt will be trout fishing on the Nantahala and Tuckaseegee in N.C. in April and May of 2003. The dates are April 6th to April 13th and May 4th to May 11th (2003). This is from Sunday to Sunday, but participants may come later or depart earlier within these dates.

They plan to use the "Oconoluftee Lodge" which is a nice 4 bedroom vacation home, with 2 baths and 6 separate beds, fully furnished, located between Bryson City and Cherokee, N.C.

The cost will be about \$175 per person for lodging, and in addition each person will furnish the food and cooking for one full evening meal.

The "Nan" and the "Tuck" are both designated delayed harvest streams by the N.C. wildlife division, and as such fishing is limited to catch and release and artificial lures/flies from October 1st to the first Saturday in June when general fishing rules apply. There are over 3000 trout per month stocked in these two streams and the fishing experience is usually outstanding in March, April and May.

Interested members can get more information about these trips, and must make a commitment prior to the deadline March 4th (Tuesday) at our March meeting. There are 4 openings for April and 4 openings for May. Contact Art at [artdetonnancourt1.cox.net](mailto:artdetonnancourt1.cox.net) or 492-3833 for more information....Art

## *Tyer's Corner*

The first flies we will tie in the new year are the Matuka Streamer (Yellow) and the Flashtail Whistler originated by the west coast guru, Dan Blanton.

The Matuka was originated by an unknown (to me, anyway) tyer from the Matuka Region of New Zealand to attract their big browns. The Matuka is not a particular fly but instead a style of tying with the wing secured on top the body with a few wraps of tinsel or wire. The Matuka wing can be fashioned from one or more pairs of hackles, a rabbit fur strip or even from marabou. Choose your color and wing material to imitate bait fish in your stream. The "Tuck" in North Carolina fishes very well with a Matuka Streamer in dark brown or olive, most likely because of the resident sculpin.

Dan Blanton originally tied the whistler style flies to attract west coast striped bass, fresh water and salt. It is a "tied in the round" fly meaning that the fly looks much the same to the fish from top, bottom or side (disregarding the hook, of course). The "flashtail" came later when Dan left the flash longer than the rest of the tail. Dan uses large bead chain eyes to produce noise to attract fish when retrieving. The whistler name comes from the sound the fly makes while casting. The whistler is not easy to cast because of its air resistance but it is that same resistance that produces waves of noise to attract fish. Try the whistler, weighted or not, especially in murky water....Jerry Aldridge

## *Around the Bay... and Further Away*

The speckled trout fishing has been superb again in December with river mouths, bayous and canals all producing well. As often happens this time of year, the fishing is somewhat unpredictable as one spot will give up lots of fish one day and nothing the next, or nothing in the morning but hot action in the afternoon or vice versa. An incoming tide usually fishes well but not always. I think witchcraft and voodoo may be involved here. And then, just when you are sure you have it figured out, a fishing buddy (who will go unnamed) catches 3 times as many and all much larger than yours, in your boat yet! This "buddy" used a floating line with 3' of lead core trolling line to serve as a sinking tip. This rig works really well to get down to the specks in 5-12' of water and it's much cheaper than a full sinking line or shooting head. The rig even casts reasonably well.

Speck fishing is one of my favorite things to do and that is what you usually get in the newsletter. If you would like to read about other fishing, send fishing reports!....Jerry Aldridge



**PO BOX 1041  
PENSACOLA, FL 32591**



# January



2003

<i>S</i>	<i>M</i>	<i>T</i>	<i>W</i>	<i>T</i>	<i>F</i>	<i>S</i>
			1	2	3	4
5	6	7 Business Meeting 7 PM	8	9 Bull Session Fly tying and fish stories 6:30 PM	10	11
12	13	14	15	16	17	18 Clinic-Casting, tying, tall tales, gourmet lunch 9 AM
19	20	21	22	23	24	25
26	27	28 Board Meeting 6:30 PM	29	30	31	