

Flies & Lies

NEWSLETTER OF THE FLYFISHERS
OF NORTHWEST FLORIDA
JANUARY 2014

THE FLYFISHERS OF
NORTHWEST FLORIDA
PO BOX 1041
PENSACOLA, FL 32591
www.flyfishpensacola.
com

PRESIDENT

Cliff Newton
(850) 637-3367
ccnewton@gmail.com

VICE-PRESIDENT

SECRETARY

Kent Reagan
(850) 696-2862
kwReagan@msn.com

TREASURER

Jay Brykczynski
(850) 232-7504
jaybryk@yahoo.com

NEWSLETTER

Roy Turner
(850) 516-2607
yoyodclown@yahoo.com

MONTHLY MEETINGS

Meetings at Miraflores Park
17th Avenue between
Belmont and LaRua

BUSINESS MEETING
1ST TUESDAY, 7 PM

BULL SESSION
2ND THURSDAY, 6:30
PM

**CASTING & TYING
CLINIC**
3RD SATURDAY, 9 AM

President's Message...Cliff Newton

I hope everyone had a good Holiday. Many Thanks are due to Terry McCormick and those that supported him in guiding the club for the last two years. The Club had a really good year in 2013, great beginners' fly fishing class this past spring, very active Project Healing Waters group, excellent auction, solid financial position and a really fun Christmas Banquet. We have a very active membership with good attendance at the Saturday Clinics, Thursday Night Bull Sessions and monthly business meetings. This great year was due to many volunteers that have come forward to present programs, teach fly tying and casting, cook for the Saturday clinics, serve as officers and on committees. Special thanks and congratulations go to **Russ Shields** who has headed up the Fly Fishing Class and has taken the lead in Project Healing Waters and was deservedly selected Fly Fisherman of the Year.

We will need more volunteers this coming year as another Beginners' Class will be starting before we know it. Be sure to step forward and offer your help in fly tying and fly casting coaching. We need individuals to teach the Fly of the Month and to cook for our monthly Saturday Clinics.

Specifically I would ask that someone step forward to take over as Vice President as this position is vacant. The main responsibilities of this job are to organize programs for the business meetings and to run meetings in the absence of the President. I would also like for people to step forward to present programs. You all have expertise or have had experiences that would benefit the members.

Let's all work together to make 2014 an enjoyable and rewarding year for the club and the members.

There will be a board meeting on January 7th at 6:00 PM followed by a general membership meeting at 7:00 PM. Looking forward to working and fishing with you in 2014!

Cliff Newton

Okay Fly Fishers of Northwest Florida, it is that time of year. The 2014 membership drive kicks off this month. Renewing members \$30.00, Associate members \$10.00. Jay will gladly receive your dues in cash or check, in person or via snail mail.

See Jay at any of the January meetings or send check to: **Jay Brykczynski**
FFNWF, 4983 Prieto Drive., Pensacola, FL 32506. Make checks out to
FFNWF

Fishing Report... Captain Baz Yelverton



The good news for December is the big redfish are still in the bay, and it looks like they may be there for a while longer. There is a huge school of fish that continues to pop up irregularly somewhere between the hump of the 3MB and Town Point. My neighbor was in the middle of them on Christmas Day

and told me it was the biggest school he has seen all season. I haven't seen them since December 13 and thought they were gone. We looked for them just about every day the third week of December and found nothing, so I moved my focus to the Gulf. For the next few weeks I'll be running out to Buoy 26 to check things out on my way to and from the Gulf, as there's just nothing like those big, powerful, bronze-colored beasts. Here are shots of anglers who scored with the bull reds in December: **Ben Blevins** on December 8, **Chris Jenkins** on December 8, **Michael Gillum** on December 11, and club members **Kent Reagan** and **Oleta Webb** on December 13.



Chris Jenkins



Michael Gillum



Ben Blevins



Kent Reagan



Ben Blevins



Oleta Webb

Fishing Report.... Captain Baz Yelverton ... Continue

The slot-sized redfish continue to be on the flats, but their eating habits have changed as the water temperature dropped. On December 2 **JB Shireman** landed this 27" beauty on one of our favorite flats using the old-faithful gray/white EP baitfish. A little later he



landed another similar-sized fish. Both charged the fly and inhaled it. Two weeks later the redfish wouldn't touch the same fly presented by new club member **Rajiv Mahadkar**. I've had the same problem on flats where the redfish usually eat the EP tan/white clouser. There is something up there for the fish to eat, or they'd leave. Crabs maybe? I've had success in the dead of winter with green weenies and tan/white buck-tail clousers. If I can figure it out before the fish move into deeper water I'll let you know.

Of course when the north wind's blowing and the Gulf is flat I'll be out there looking for false albacore. Fishing for these little torpedoes in 2' of water is about as good as it gets on an 8wt. We got into them on December 24 in front of the Observation Tower and then ran all the way down to the Holiday Inn Express before we found them again. This time they were within ten feet of shore in a foot or so of water. The fish are all in the 5-8# range, and you cannot believe how fast they run until you hook one in shallow water. My clients on December 24 **Chuck and Chip Horan** had never saltwater fly-fished before, and they got "broken in" on the FA. Each landed two fish, and you could probably hear them screaming all the way to Pensacola. The #6 clear gummy minnow is working well, so I'm not trying anything else yet. This is the time of year to throw your waders in the car and drive down to Portofino or the Holiday Inn Express. Just walk out and survey the situation. If you see birds working close to shore you can bet the false albacore are under



them. I prefer an intermediate line when fishing the edge of the Gulf and always use a stripping basket to keep the line from getting tangled up in driftwood, seaweed, etc., along the shore.

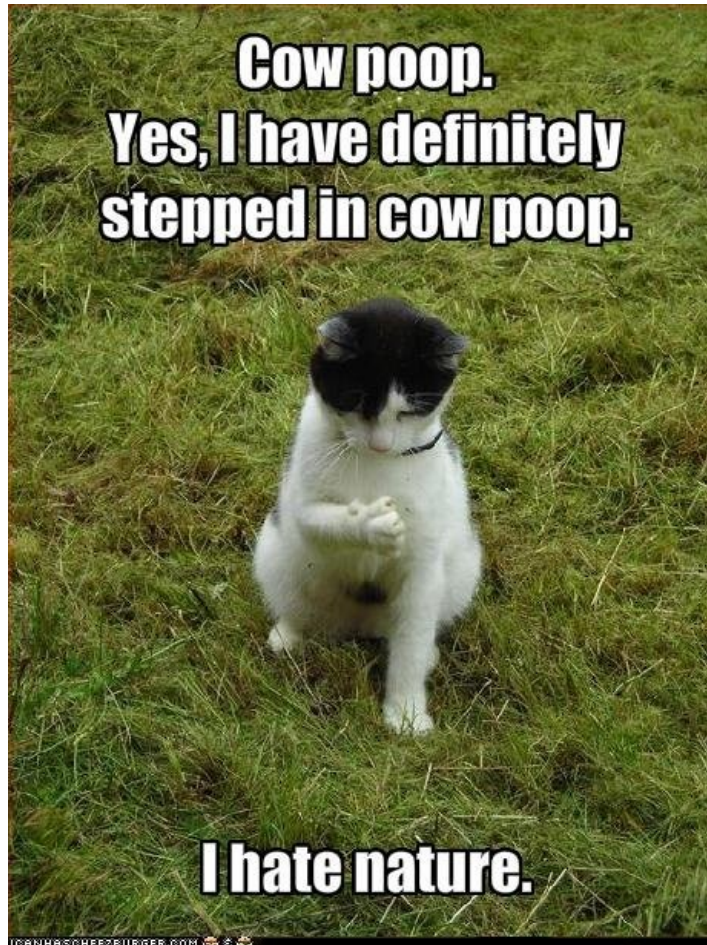
The website I use to check surf conditions is www.buoyweather.com. When they say the wave direction will be from the N or NE it's time to load up the truck. If you are thinking about going let me know. If I'm not working I'll try to join you.

Happy New Year!
Capt Baz

Around the Bay....and Further Away



Jeff Deuschle... A friend and I have been watching this windy weather and finally found a window to shoot over to the Biloxi Marsh on 12/17. It was still a tough day but we managed a few big reds This big girl finally took an olive, white and gold flash clouser on the third try!





Hoo Fly...by Matt Wegener



The creator of this fly, Jonny King, says the versatility of this style of fly is what really makes it stand out. By varying the amount of material used and manipulating the shape of the body with your fingers, you can easily create natural-looking replicas of almost any baitfish that swims in our waters. Finger mullet imitations are created by tying in more material and using your fingers to create a rounded body shape. Deep-belly patterns, such as Menhaden and pinfish, come alive when you brush out the material vertically with a comb and flatten to shape with your fingers. But this month we are going to focus on creating life-like copies of that tiny baitfish eaten by every game fish out there...the anchovy. The translucency of this baitfish is often difficult to emulate, but there is also a hint of color along the dorsal area that is needed to seal the deal with a finicky bonita or Spanish mackerel. This is where Senyo's Laser Dub comes in. It blends very well and has flash material already built in which creates an inner glow that becomes translucent in the water. Finally, the addition of a light coat of Liquid Fusion locks the body shape in place and creates a very durable fly.

Tying Materials

Hook: #6 Mustad 34007
 Thread: Fine monofilament
 Eye: Small stick-on eyes
 Tail: Craft fur (olive)
 Body: Senyo's Laser Dub:
 Light color (silver minnow belly); dark
 color (light olive)
 Coating: Liquid Fusion



Step 1 -Tie craft fur on top of the hook shank just above the hook point. Leave the under fur to create bulk.



Sept 2—Grab a 2” piece of light-colored Laser Dub and fold it in half to form a 1” piece. Tie it on the underside of the hook shank at its midsection. Distribute the fibers evenly on both sides to form a V.



Step 3—Repeat this on the top of the hook shank with the same length of dark-colored Laser Dub. Tie it in at the midsection just in front of the previous step

Hoo Fly...by Matt Wegener—continue



Step 4—Repeat this 2 more times for a total of 3 V-ties



Step 6—Pull the fibers back towards the rear of the fly and tie the fibers down at the eye of the



Step 5 -.Bring the thread forward to the eye of the hook. Tie a 2” bunch of light-colored fibers on the bottom of the hook so that they extend forward past the eye and backwards toward the rear of the fly. Repeat this process with the dark-colored fibers on the top of the hook shank.



hook. Whip finish and then use a small comb or tooth brush to blend the fibers together.

Step 7—With a bodkin or brush, apply a light coat of liquid fusion at the hook eye and brush it back towards the rear of the fly. Then moisten your fingers with water and mold the fly into the desired shape. Glue on the eyes after the fly has dried.

December Healing Waters Trip

EDITOR'S NOTE—The following was published by Healing Waters and was copied from the Web. Pensacola made the news. Minor adjustments made to fit current location.



Redfish Luck on Friday the 13th

By Russ Shields, Pensacola, FL
JAAC Center Program Lead



The Pensacola, Florida PHWFF program experienced a very lucky Friday the 13th, when they were able to enjoy a rare day on the water.

Catching these big Redfish was a first time experience for our veterans and it would not have happened without a couple of generous donors. A \$500 donation from Navy Federal Credit Union's Pensacola office and an additional \$250 from our fly fishing club, Fly Fishers of North West Florida, along with greatly reduced guide fees came together to make this day happen.



The Pensacola, Florida PHWFF program experienced a very lucky Friday the 13th, when they were able to enjoy a rare day on the water. Catching these big Redfish was a first time experience for our veterans and it would not have happened without a couple of generous donors.



I believe most people think of fly fishing as standing in a river waving a stick trout fishing, something like in a "River Runs Through It." As these pictures show, salt water fly fishing can offer some different and very real challenges!

CONTINUE ON PAGE 6

December Healing Waters Trip


Since our club started a PHWFF program here in Pensacola about 2 1/2 years ago, we have been meeting with our veteran participants three times a month. For us, this is a long term program making a significant difference in the lives of our vets. We tie flies, talk about equipment, build fly rods to specific/unique requirements and try to plan fishing outings. The outings are the hardest to do because of the expense of the guide boats and the handicaps of some of our vets. Raising money locally is one of our continuing challenges. Without the budgetary support we get from PHWFF, Inc., we could not continue with our routine activities.



December Healing Waters Trip



December Healing Waters Trip



Healing Waters

Ed Nicholson Donates Award to PHWFF

Capt. Edwin P. Nicholson, USN (ret.) Founder, President and Co-Chair of Project Healing Waters Fly Fishing, has chosen this holiday season to become a regifter. Upon accepting the 25-thousand dollar Purpose Prize award from Encore.org, he announced that he was donating the entire award to the Project Healing Waters Fly Fishing (PHWFF), the charity he founded in 2005.

Nicholson, of Port Tobacco, MD, accepted the Purpose Prize award from NBC's Jane Pauley at Encore.org's offices in Sausalito, CA on December 5. He was among seven Purpose Prize winners for 2013 which were announced on November 11, 2013.

Project Healing Waters Fly Fishing, Inc. is a 501(c)3 dedicated to the physical and emotional rehabilitation of disabled active military service personnel and disabled veterans through fly fishing and associated activities including education and outings.

Funded by The Atlantic Philanthropies, the John Templeton Foundation, and Symetra, The Purpose Prize is a program of Encore.org, which aims to engage millions of boomers in encore careers combining personal meaning, continued income and social impact in the second half of life.

At the award ceremony, Nicholson was introduced by a short video describing his "encore" career and his vision to aid the rehabilitation of disabled military

members and veterans through fly fishing and fly tying. The video, which can be seen here, was filmed on Beaver Creek, MD with a number of current and former PHWFF program participants.

The Challenge

In appreciation of his generous and selfless gift, Project Healing Waters Fly Fishing has instituted a crowd funding campaign, asking supporters to match the funds donated by Nicholson. Those funds will provide the organization with resources to fund its organizational goals of starting up new programs to reach even more disabled veterans, funding national and regional outings, and providing support and supplies for the organization's 158 programs. The crowd funding webpage can be [found here](#).

We are inviting you to help raise money for the Purpose Prize Matching Challenge to Support Injured & Disabled Veterans benefiting **PROJECT HEALING WATERS FLY FISHING INC.**

To join our team, simply go to the page (link is below) and click the big FUNDRAISE FOR THIS CAMPAIGN button and you'll instantly have your own fundraising page as a part of our Team. Even if you can't donate yourself, you can share this challenge with your friends through email, Face book and Twitter and help spread the word. In only takes a couple of clicks!

<http://www.crowdrise.com/purposeprizematchingchallenge>

Thank you in advance for your participation. Your participation in this campaign helps us support the programs in Redding, CA and Pensacola, FL, along with 156 others across the nation. It also provides the funding needed to start *new* programs so that the rehabilitative benefits of fly fishing can be shared with *even more* injured and disabled military members and veterans.



THE TIP JAR

EDITOR'S NOTE - The following was copied from the FLY SHACK e-mail newsletter of December 2013

Indoor Winter Fun for the Fly-Fisher

The calendar says it won't be winter until December 21, but here at Fly Shack headquarters in upstate New York - and perhaps where you live, too - winter seems to have already begun, unofficial though it may be.

It's great news if you're into skiing or ice fishing. The plummeting mercury is also a welcome development for steelheaders. The fact that some people impatiently wait for summer to end and look forward to snow-covered banks and lines frozen in guides shows how powerful a drug the tug of a migratory rainbow can be.

Some regular stream-trout anglers, generally those who live near a tailwater stream or spring creek that doesn't freeze and is open to fishing year-round, also welcome winter as a peaceful and picturesque time to fish, even if the fishing is slow (and it usually is.)

This welcoming of winter is all well and good, and we at The Fly Shack encourage you to get out on the water if that's an option that interests you. But there are ways for fly-fishers to while away the winter indoors, too. They generally fall into three categories.

Maintenance

Do you clean your fly lines with soap and water? If you don't, you're not casting as far as you could. Accumulated crud on a line causes friction against your rod's guides that hampers casting. Lines should in fact be cleaned several times during the season; between seasons is pretty much the bare minimum. It's easy. Soak the line in a sink full of warm water with a small squeeze of dish detergent or hand soap, then draw it through a clean cloth. You can give it a rinse in straight water if you want to be double sure the soap is gone.

There's not a lot of maintenance to be done on rods and reels. Vests and chest or lumbar packs, on the other hand, sometimes end a season in disarray. Winter's a good time to put gadgets back where they be-

long, check to see if nippers are dull and need replacing, take stock of floatant, split shot, indicators, tippet, etc.

Oh, and all those nymphs that ended up in dry-fly boxes when you saw a rise and switched from fishing down deep to on top? They should be reunited with their comrades in the nymph box. Same with any dries that ended up bunking with beadheads.

In fact, you may decide it's time for some new fly boxes. (They make great stocking stuffers!)

Make Your Own Tackle

Winter is traditionally the season for tying flies. If you've never picked up this fun and useful hobby but have been curious, now's a great time. A few afternoons or evenings at the vise and you'll be making some of the flies you will fish with next spring - maybe even most of them. A tying kit is a great way to get started, since it includes all the tools and enough feathers, furs and other materials to give you experience tying the different families of flies. If you live local to us, stop in on Wednesday evenings from 5pm to 7pm for Fly Tying Night. It's fun and free. Beginners will learn the basics, and old pros may pick up a new technique or two.

If you're already a fly-tyer - even one who's tied thousands of flies over the years - you know you need to tie more. Surely some of your favorite patterns were lost to the jaws of strong fish last season. Others got stuck in trees or were simply fished so much they look bedraggled. And don't forget all the new patterns introduced this year that you're curious to try. Besides, fly-tying is about more than stocking up on lures. It's a way to relive moments on the water, or an occasion to anticipate moments to come. And intimately knowing how your flies work will help you fish them better.

THE TIP JAR

In addition to tying your own flies, you can also try your hand at making your own rod. It's not as hard as it may seem and what could be better than catching a fish on a fly that you tied using a rod that you built yourself!

Education

If fly-tying is one of the fly-fisher's winter pastimes, reading (and watching) is the other. Our sport has always had the good fortune to be the subject of a lot of great writing, from no-nonsense how-to info to thoughtful storytelling and reflection. The modern angler has it even better than his or her ancestors, what

with all the great blogs and websites devoted to fly-fishing and the many beautiful documentary fly-fishing films made these days. So let the snow fall. Inside, you're being removed from your comfort zone while learning about species and techniques you've never tried. Or you're fine-tuning the kind of fishing you do the most. Or you're swept away to exotic locales for fish-of-a-lifetime in adventurous circumstances. Online, on paper or on video, you can learn a lot and happily pass the time.

So go out and fish if you want. But if you'd rather wait for civilized weather and more active fish, there are many great ways to spend your winter at room temperature.

Business Meeting, Fly Fishers Of Northwest Florida, December 3, 2013, President Terry McCormick, presiding

The December meeting of the NWFF Club was called to order by Pres. Terry McCormick at 7 PM. There was a general discussion of the upcoming Christmas party and raffle prizes to be awarded at the party on Dec. 10.

The Angler of the Year was chosen and would be announced at the Christmas Party.

There was a general discussion on the continuing growth of the club.


The meeting was adjourned at 8 PM.

Bud Newbill



FISHERMAN'S HOROSCOPE

Aquarius (Jan 20-Feb18) The Tackle Box Born under the sign of the Water Carrier, you are still patiently waiting for your ship to come in. Have you noticed, through, that the tide is getting up over your hip waders?



JANUARY 2014

Sun	Mon	Tue	Wed	Thu	Fri	Sat
			1	2	3	4
					VA tying clinic	
5	6	7	8	9	10	11
	Healing Waters		Business Meeting		Bull Session-Tying & Tall Tales 6:30 PM	
12	13	14	15	16	17	18
					Clinic - Casting, tying, gourmet lunch 9 AM	
19	20	21	22	23	24	25
	Healing Waters ???					
26	27	28	29	30	31	