

Flies & Lies

NEWSLETTER OF THE FLYFISHERS
OF NORTHWEST FLORIDA
MAY 2013

THE FLYFISHERS OF
NORTHWEST FLORIDA
PO BOX 1041
PENSACOLA, FL 32591
www.flyfishpensacola.
com

PRESIDENT

Terry McCormick
(850) 968-5928,
flycastsgt@hotmail.com

VICE-PRESIDENT

Cliff Newton
(850) 637-3367
ccnewton@gmail.com

SECRETARY

Bud Newbill
(850) 932-0635
maryleenewbill@att.net

TREASURER

Jay Brykczynski
(850) 232-7504
jaybryk@yahoo.com

NEWSLETTER

Roy Turner
(850) 516-2607
yoyodclown@yahoo.com

MONTHLY MEETINGS

Meetings at Miraflores Park
17th Avenue between
Belmont and LaRua

BUSINESS MEETING
1ST TUESDAY, 7 PM

BULL SESSION
2ND THURSDAY, 6:30
PM

CASTING & TYING
CLINIC
3RD SATURDAY, 9 AM

President's Message... Terry McCormick

Wow was May a very busy, but productive month. First, I would like to thank everyone that participated in the annual auction. It was a **HUGH, HUGH** success. Because of your generous donated items, and your bids, we were able to raise over two thousand dollars for our club. There were so many nice, quality items this year that if you missed it, well you just missed out.

Secondly, I attended the FFF conclave held this year near Sylvia N.C. It was one of the best ever, with quality classes, many vendors, and a great location. On Friday night they had the fly fishing film festival. It was fantastic and was worth the trip. I did represent the club well by winning the raffle for a pair of Simms wading boots. Not bad for 2 bucks. I believe there were 5 or 6 of our members there and all seem to had a good time. I did manage to catch a few trout too.

Lastly, the fish are moving in. Lots of Lady fish, Jacks and Spanish. I've been out around Gulf Breeze and found several schools. This past weekend I spent out at Perdido Key. The wind on Friday was out of the North and the fish were in. I waded to about thigh deep and caught 15 lady fish, 5 jacks, and 2 flounder in a couple of hours. about 7 pm the water started boiling with fish. The jacks were within 10 feet of shore and the lady fish were another 20 feet. I waded to only ankle feet deep and caught a fish on nearly every cast. I must of caught 50 fish by dark (I know it sounds like a tale but no lie).

I was using the sand shrimp Matt taught us a couple of months ago. They destroyed it. I'll bring it Tuesday night to the meeting. Sunday mourning I had similar conditions. I fished from 6:30 am until about 1 pm when the wind changed to SE.

I caught 27 lady fish, 2 jacks and 3 flounder. WOW what a weekend. So what I'm saying is "Get out and fish" you can do it from shore. They're out there now.

Remember we will meet Tuesday, June 4 at 7 pm. There **will** be a board meeting at 6 pm. Also after the Saturday, June 15 clinic, Project Healing Waters is sponsoring a casting competition starting at noon. For 10 dollar entry fee, you could win a TFO BVK rod. So start practicing.

Tight lines and the tug is the drug,

Terry

Business Meeting, Fly Fishers Of Northwest Florida, April 2, 2013, President Terry McCormick, presiding

The April meeting of the Northwest Florida Fly Fishers was opened by Pres. Terry McCormack at 7pm with fifteen members present.

The treasurer, Jay Brykezynski, reported that we have a balance of \$6,004.45 on hand.

There were no March minutes.

Pres. Terry McCormack emphasized the importance of our upcoming auction, May 7, and the need to alert the members about the good bargains that will be available. Also please donate any excess fishing equipment to the auction.

A motion was made by Russ Shields and approved to donate \$50 dollars to Project Healing Waters in memory of Dennis Majewski.

It was announced that the fly tying class had completed four sessions successfully and have five more to go.

There was a general discussion about having an outing in early May and possibly using the Naval Live Oaks as a location.

Fishing Report.... Captain Baz Yelverton



Well boys and girls the season finally got rolling in a major way in May. We had a number of firsts, and here they are in chronological order. Club member **Rocky Sleight** landed the first pompano of the year on May 13. We anchored in 3' of pristine water at the point on the west side of the pass and had shots at half dozen fish over about an hour. This fish was heading south along the beach preparing to turn west across the point, and Rocky dropped the little yellow pompano fly in its path. He had lost a fish earlier, and was quite satisfied to bring this one to the net. We released it unharmed to fight another day (if it doesn't get netted in Alabama!). Way to go, Rocky!



On May 15, my good client from the UK **Mike Youkee** landed the first big Spanish mackerel of the year on a tan/white clouser minnow. We were fishing the grass beds that are a quarter mile west of the entrance to the National Seashore (Ft Pickens) and 300 yards out from the beach. The fish were jumping around us and swimming under the boat, but we couldn't get them to eat. Mike finally coaxed this Spanish to eat the fly, landed it, got the photo, released it, and we headed for the Gulf to look for jacks. And man did we find them! We struck out at first, so I pulled into the beach about a quarter mile west of the point where Rocky caught the pompano. Rock and I had seen quite a

few pompano along that stretch of beach just two days before, so I planned to pole east with the incoming tide and look for them. We hadn't poled a hundred yards when I saw a big dark mass move across the point. It looked a lot like jacks, so we put up the 8wt and got the 10wt stripped out on the deck. I eased us down the beach, and here they came...high and happy...looking for something to eat. Since the motor had been off the whole time they were totally at ease, and when Mike laid the popper in front of them they all tried to crush it at once. It was as good as it gets. I tried to video the entire scene but pushed the wrong button on my doggone new camera and came away empty. Otherwise you'd be witnessing it on YouTube! We landed that fish and ran ahead of the school, and Mike



landed another. Both fish were relatively small...maybe 12#. But at the end of the trip as we were heading home along the beach east of the new Ferry Dock, I saw some mullet showering close to shore. We pulled in, and there was a school of maybe 200 jacks in 2' of water in front of the campground pavilion. After a couple mishaps Mike got the fly in front of the school and this 20+ pounder nailed it. Forty minutes later we landed it in 40' of water halfway to NAS. Miller time!

Fishing Report.... Captain Baz Velverton .. Continued

The last *first* of the year took place May 24 when associate club member **Bruce Trumbull** landed his first-ever amberjack on fly. It's only the second AJ landed on fly on my boat, and the setting was spectacular. Bruce had booked the trip to take his daughter and her boyfriend out, and we were bottom-fishing in blue water at the Soule Barge 9 miles out in the Gulf. We'd seen squadrons of flying fish taking off around the boat as we were arriving, and the amberjacks were turned on. Bruce started blind-casting a big white popper, and the fish were short-striking it. These were big blowups a foot behind the fly. So we switched to a big streamer and got nothing. Next, we tried a 2/0 "pearly popper" from Umpqua, and a nice AJ hammered it on the first cast. Bruce is hardcore when it comes to fighting big fish and likes to palm his System 2 reels instead of using the drag. Well you can imagine how tough that was with an amberjack, but after about 15 minutes Bruce just about had it to the boat when a 7' bull shark ate it right in front of us! I felt bad for the AJ but worse about losing the fly. Fortunately I had another, and Bruce immediately hooked into another fish. It was beautiful to watch him battle this amberjack without using the drag. Amazing really. His knuckles got beaten up a couple times, but this fish made it to the net. Bruce wasn't done yet. Pumped from landing that fish he hooked into a third AJ, but this fish dove like only a big AJ can do and Bruce couldn't stop him. He ran straight down 80', and hung Bruce up in the wreck. We finally had to break the fly line at the nail knot. What an experience!




Earlier, on the way out, Bruce landed his first false albacore on fly after about 15 years of trying to do so. It was the first FA of the year on my boat, but I didn't get the photo. Lost the fish as I was holding on to the leader trying to grab it. It counts, though...had the leader in my hand. There were acres of totally finicky FAs that morning. Bruce caught his fish on a gummy minnow and had another take on Jimbo Meador's "bonito" fly. The next day the fish were gone. As usual.

There was some terrific trout fishing in May, and we've got the photos to prove it. First up is the masked man known as **Jonas Magnusson** with a beauty on May 7. Next is **Bob Jenkins** with a 21" fish on May 10. And finally a bona-fide gator landed by our own **Matt Wegener** on May 21.



Sight-fishing for redfish was also terrific in May, as the fish became very active on all our favorite sand/grass flats. We caught all these fish on the north side of the island when the wind was from the south. **Bob Jenkins** on May 10. **Matt Wegener** on May 21. **Glenn Wegener** on May 21. **Russ Meigs** on May 22. The winning flies were the tan/white EP clouser, the EP grey/white baitfish, and **Matt Wegener's** olive baitfish made from EP fibers. If you're really nice to Matt he just might show you one...

Capt Baz



Jeff Deuschle and a friend from the Eastern Shore Fly Fishers had a great day fishing some Alabama beaches mid-month with about a dozen lady fish on top water plugs at dawn, followed by about 10 trout, 3 of which were +/- 20 inches, 6 flounder and a small black drum! We just kept a few of them for the pan!



Attached photos include Red Snapper I caught while out with Paul Wargo in Pensacola recently. Also a smallmouth bass I caught in Minnesota this week.

Rex Straughn

FIRST REDFISH ON A FLY

by Bill Scott, new FCFF member

My first red on a fly was a keeper and boy was he fun. Rick Palazzini and I were at Guana and it was a bit windy. We went in at high tide and fished all around. Rick caught 10 fish, trout and reds – but all were undersized and plenty of fun.

When low tide arrived the wind stopped and the water looked like glass. We could finally see some movement in the water and we started fishing these areas. As I eased over to the opposite side I spooked a red. All of the sudden the water raised up into a huge wake. I had never seen this before. I thought my heart was going to pop out of my chest.

I backed off and tied on a fly that Palazzini had made for me and had been catching fish on all day. I eased into position and watched the water. When I saw some movement ahead I cast the fly dead on. The red hit it hard and we began the ride. He pulled my kayak all around for what seemed like eternity. When I got it to the yak he invited himself over for dinner. I gladly accepted. He was 24" and the biggest I have caught to date.

Redfish Stew

- 1 large fennel bulb with stalks
 - 1 tablespoon olive oil
 - 2 cups chopped onion
 - 1.5 cups diced red bell pepper
 - 4 garlic cloves minced
 - 2 cups dry white wine
 - 1 cups water
 - 2 tablespoons red wine vinegar
 - 1.5 teaspoons dried Italian seasoning
 - .5 teaspoon crushed red pepper
 - .5 teaspoon salt
 - 1 14.5-ounce can diced tomatoes with basil, garlic and oregano, undrained
 - 2 bay leaves
 - 1 pound skinless fish (red fish) cut into 1 inch pieces
 - 1/2 pound shrimp peeled and deveined
 - 1/2 pound sea scallops cut in half or quartered depending on the size
 - 1/4 cup minced parsley
 - 1 can artichoke hearts (optional but good)
1. Trim rough outer leaves from fennel, and chop feathery fronds to measure 1/4 cup; set aside. Remove and discard stalks. Cut fennel bulb in half lengthwise and discard core. Chop bulb to measure 1 1/2 cups.
 2. Heat oil in large pot over medium heat. Add onion, and saute' 3 minutes. Add chopped fennel bulb and bell pepper; saute' 7 minutes or until tender. Stir in garlic and next 8 ingredients (through bay leaves); Bring to a boil. Cover and reduce heat, simmer 15 minutes.
 3. Add fish, shrimp and scallops. Cover and simmer 10 minutes or until fish flakes easily when tested with a fork. Stir in chopped fennel and parsley fronds. Discard bay leaves. Add fresh ground black pepper if you like (to taste).

Yield: 6 serving @ 1 1/2 cups per serving.

NW FLORIDA CAST OFF COMPETITION

HERES YOUR CHANCE to show your FLY CASTING abilities. Salt or Fresh water and SUPPORT for our local wounded warriors. All proceeds from this event will stay locally to help our veterans in Our Project Healing Waters Fly Fishing programs here in NW Florida.

Saturday June 15, 2013 at 1200 noon

In Pensacola at the old Boy Scout building, ½ block north of the 17th street graffiti bridge.



1st prize a TFO BVK 9' 4 piece 8 wt. Fly rod with case.

This is a lifetime warranty rod.

2nd and 3rd place prizes to be awarded at the event.

So here's your chance. \$10.00 each entry, you will have 2 chances at each of the four targets. So bring your own gear or use ours. Standard FFF tackle and rigging rules will apply. If you have never casted a fly rod before or would like to brush up or tune up your casting, show up early at 9:00 am we will be glad help you as we give free instruction on the 3rd Saturday of each month.

Sponsored by THE FLYFISHERS OF NORTHWEST FLORIDA



2013 Cast off Rules

5 wt. thru 8 wt. fly rods with matching weight fly lines. 6' ft. leader material. 20" inch section of tippet material.

Standard casting only -example 10:00 to 2:00 position. Contestant will be allowed 2 attempts at each Target the best one of 2 casts will be scored.

Each contestant starts with score card of 100 points. A cast within a target is worth plus 10 points. A cast outside or on a target is deducted 2 points for each foot 12" inches outside of each target.

Example: 3 foot 3 inch from target edge the contestant would be deducted 8 points.

If for whatever reasons the supplied fly / indicator touches the ground it will be counted as an attempt. No do over's. Prizes will be awarded by highest points on score card.

There is no limit to the number of score cards purchased by the contestants.

Sorry only one 1st place winner each year

Carter Nelson's Rubber Legged Dragon by Bob Korose



The RLD, as it's known by many, was developed years ago by Callaway guide and fly fishing manager, Carter Nelson. Designed originally for bream & bass in the still-water ponds at Callaway Gardens, the RLD has caught also trout, carp, & catfish in still & moving water. It's a great fly. I personally have caught many bream and small bass on this fly in lots of different places. It is my favorite bream fly. It can be fished

singly, in tandem, and under a popper. Best fished near the bottom where dragon fly and other nymphs are found. Preferred color is black but can also be tied in olive or brown. This information was obtained from Kent Edmond's (a Georgia guide) web site: <http://www.flyfishga.com/>. There is a lot of very useful information about fishing and fly tying there. Take a look. The Tying instructions are from Ward Bean at: <http://www.warmwaterflytyer.com/patterns6.asp?page=13>

This too is a great website with lots of good information and patterns.

Materials

Hook: Mustad 9671 or other 2XL Size 10

Thread: 6/0 Uni-Thread **Black**

Eyes: Medium Bead Chain **Gold**

Tail: Rabbit Fur **Black**

Body: Small Chenille **Black**

Legs: Round Rubber **Yellow**

Collar: Hackle Feather **Grizzly**

Head: Dubbing **Black**



Before you clamp the hook in the vice, bend it to this shape with your pliers. This helps the hook right hook-point up and prevents snagging.



Clamp the hook in the vice and crimp the barb.

Attach the thread slightly behind the hook's eye and lay down a base of thread back to the hook's bend.

Carter Nelson's Rubber Legged Dragon by Bob Korose—Continued



Attach the bead-chain eyes with several figure-eight wraps of thread. Some super-glue on the thread helps lock the eyes in place.



To make the tail, clip a small bunch of fur from a Zonker Strip and attach it at the hook's bend.



Butt a piece of chenille up against the eyes and bind it to the hook's shank back to the base of the tail.



Attach the rubber strands, for the legs, to the hook "Madame X" style. Attach one strand to the far side of the hook's shank and the other to the near side. Trim the legs so that they are about one-half inch long.



Wrap the chenille forward, with one turn through the legs, to the bead chain eyes and tie it in. Remove any excess chenille.

Carter Nelson's Rubber Legged Dragon by Bob Korose—Continued—2



Taper the top and bottom of the body from the legs back to the tail with the tips of your scissors. A curved scissors works best for this job.

If you're using small chenille you can skip this step.



Select and prepare an appropriate feather for the collar. Notice the tip that will be tied in before the collar is formed.



Tie the feather in by the tip behind the bead chain eyes with the cupped side of the feather facing the hook.



Take two or three turns of the feather to form the collar and tie it in. Remove any excess feather.




Apply a thin noodle of dubbing to the thread in preparation for making the head.




Make several figure-eight wraps around the bead chain eyes until a head appears around the eyes. Once you are satisfied with the shape of the dubbed head, tie off the thread with a couple of half-hitches or a whip finish.



Your Carter's Rubber-Legged Dragon is finished.

FLY FISHERS

OF NORTHWEST FLORIDA

**PO BOX 1041
 PENSACOLA, FL 32591**



JUNE 2013

Sun	Mon	Tue	Wed	Thu	Fri	Sat
						1
2	3 Healing Waters	4 Business Meeting	5	6	VA tying clinic	8
9	10	11	12	13 Bull Session-Tying & Tall Tales 6:30 PM	14	15 Clinic - Casting, tying, gourmet lunch 9 AM
16	17 Healing Waters	18	19	20	21	22
23/30	24	25	26	27	28	29