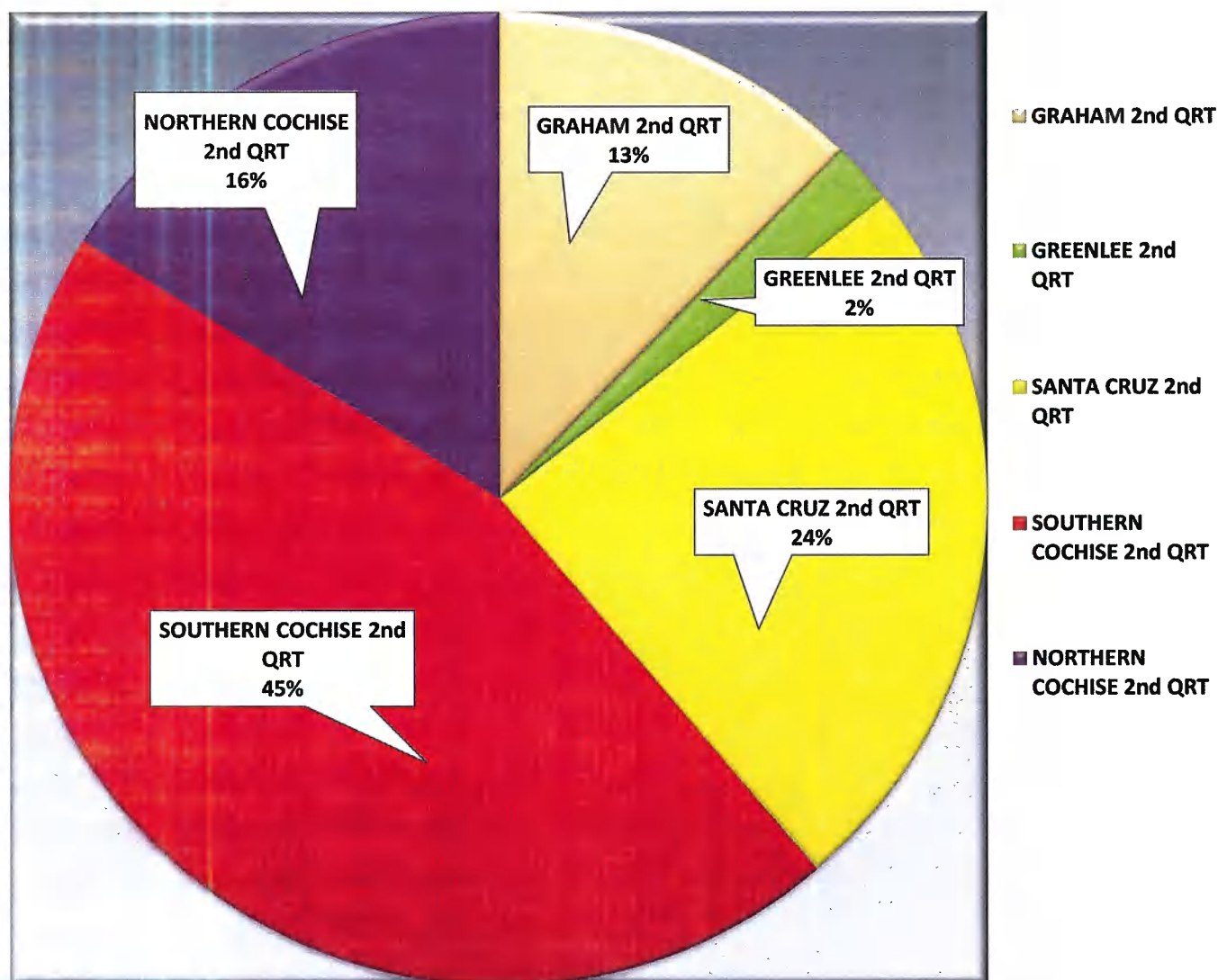


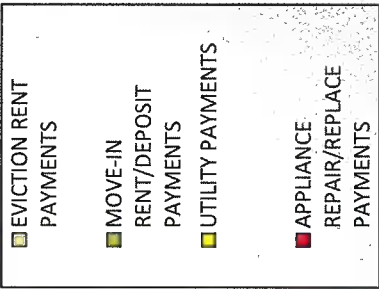
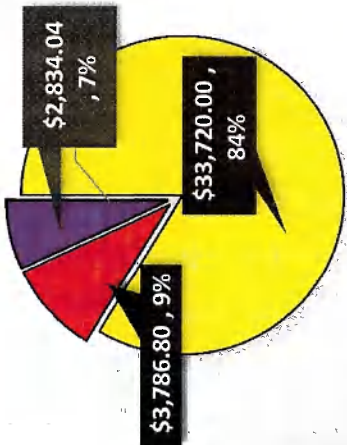
**SEACAP
2ND QRT EXPENDITURES
OCTOBER - DECEMBER 2021**

	2ND QRT ALLOCATIONS	2ND QRT EXPENDITURES	2ND QRT PERCENTAGE EXPENDED
SEACAP SFY 2022	\$ 340,500.00	\$ 326,263.50	95.8%
GRAHAM 2nd QRT	\$ 43,000.00	\$ 40,340.84	93.8%
GREENLEE 2nd QRT	\$ 7,500.00	\$ 6,838.99	91.2%
SANTA CRUZ 2nd QRT	\$ 85,000.00	\$ 79,144.39	93.1%
SOUTHERN COCHISE 2nd QRT	\$ 150,000.00	\$ 147,259.58	98.2%
NORTHERN COCHISE 2nd QRT	\$ 55,000.00	\$ 52,679.70	95.8%


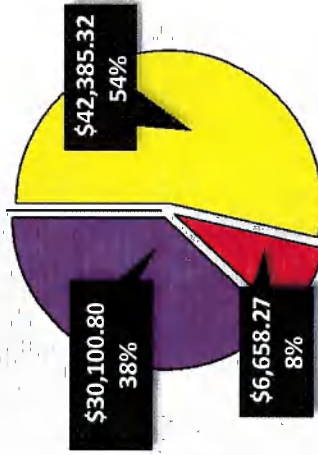
OVERALL AGENCY PERCENTAGE EXPENDED BY COUNTY



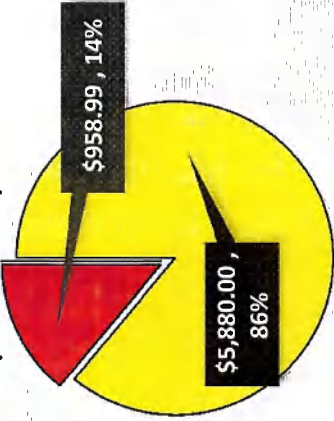
2ND QRT EXPENDITURES
(GRAHAM)




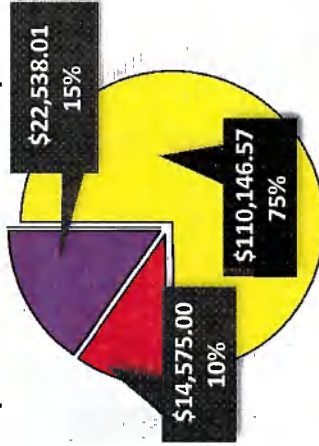
2ND QRT EXPENDITURES
(SANTA CRUZ)




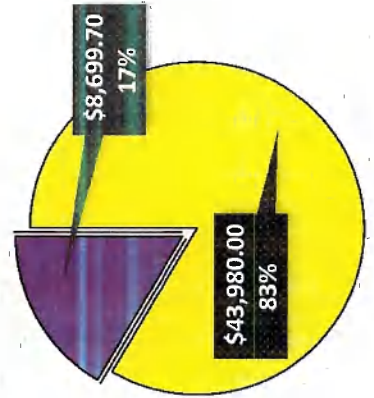
2ND QRT EXPENDITURES
(GREENLEE)



2ND QRT EXPENDITURES
(SOUTHERN COCHISE)



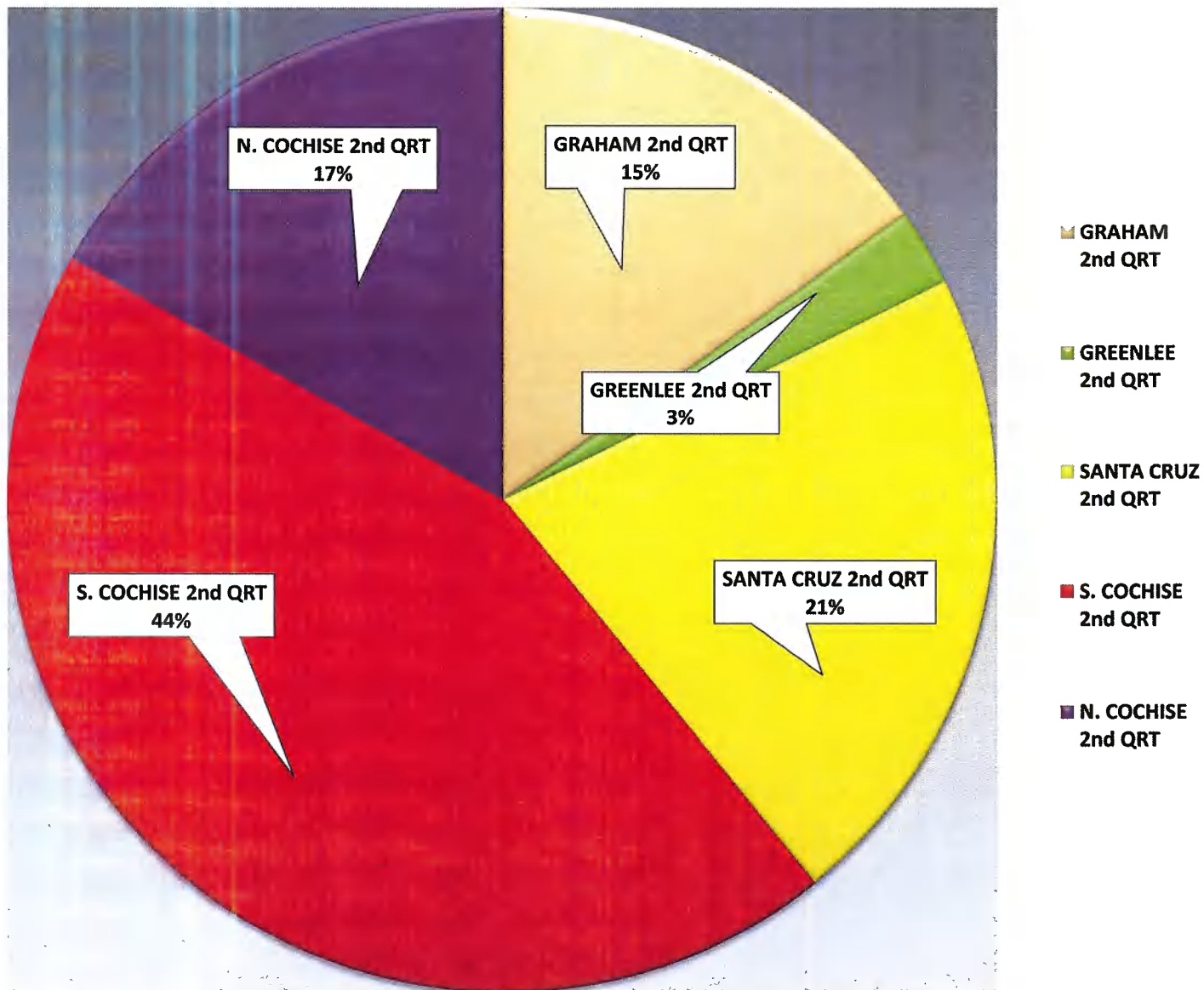
2ND QRT EXPENDITURES
NORTHERN COCHISE



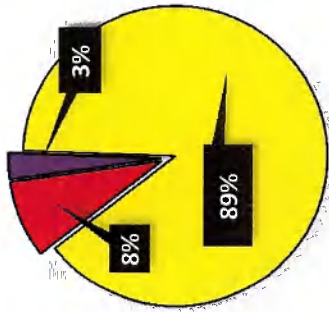
**SEACAP
2ND QRT NUMBER OF ASSISTED
OCTOBER - DECEMBER 2021**

	NUMBER OF FAMILIES ASSISTED	NUMBER OF ELDERLY ASSISTED	NUMBER OF CHILDREN ASSISTED
SEACAP SFY 2022	238	170	109
GRAHAM 2nd QRT	36	26	15
GREENLEE 2nd QRT	6	4	4
SANTA CRUZ 2nd QRT	51	30	26
S. COCHISE 2nd QRT	105	75	58
N. COCHISE 2nd QRT	40	35	6


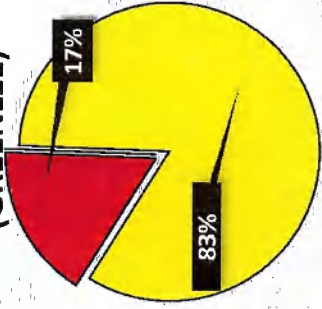
OVERALL NUMBER OF FAMILIES ASSISTED BY COUNTY



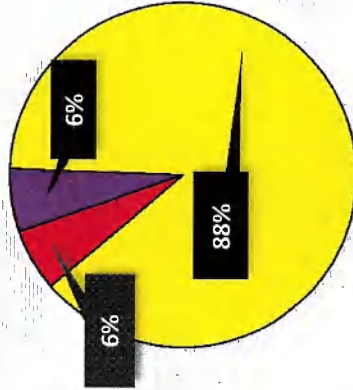
NUMBER OF FAMILIES ASSISTED
(GRAHAM)



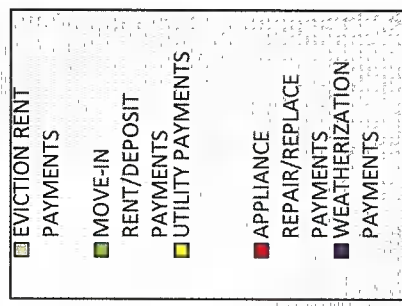
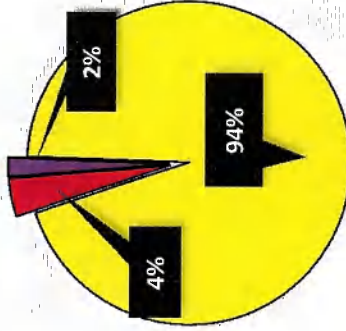
NUMBER OF FAMILIES ASSISTED
(GREENLEE)




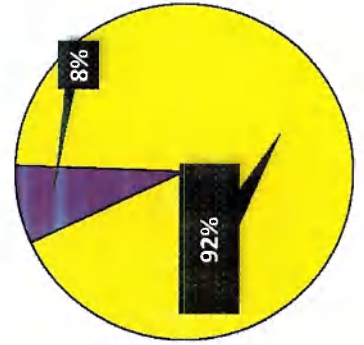
NUMBER OF FAMILIES ASSISTED
(SANTA CRUZ)



NUMBER OF FAMILIES ASSISTED
(S. COCHISE)



NUMBER OF FAMILIES ASSISTED
(N. COCHISE)

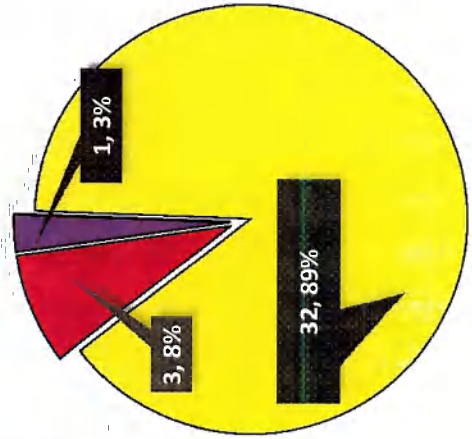


**GRAHAM COUNTY
2ND QRT REPORT**

OCTOBER - DECEMBER 2021

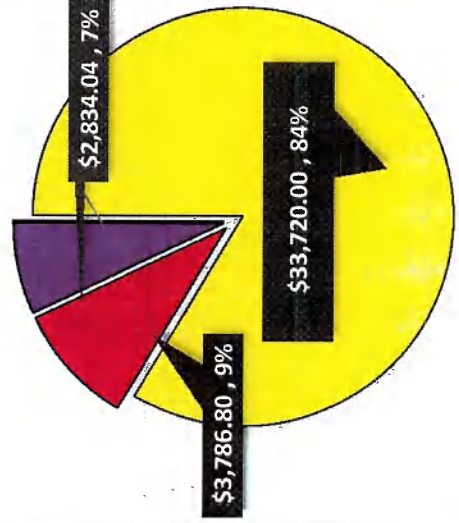
SERVICE PROVIDED	NUMBER OF FAMILIES ASSISTED	NUMBER OF ELDERLY ASSISTED (60 yoa and older)	NUMBER OF CHILDREN ASSISTED (0 - 17 yoa)	2ND QRT EXPENDITURES
EVICITION RENT PAYMENTS	0	0	0	\$ -
MOVE-IN RENT/DEPOSIT PAYMENTS	0	0	0	\$ -
UTILITY PAYMENTS	32	22	13	\$ 33,720.00
APPLIANCE REPAIR/REPLACE PAYMENTS	3	3	0	\$ 3,786.80
WEATHERIZATION PAYMENTS	1	1	2	\$ 2,834.04

NUMBER OF FAMILIES ASSISTED



- EVICITION RENT PAYMENTS
- MOVE-IN RENT/DEPOSIT PAYMENTS
- UTILITY PAYMENTS
- APPLIANCE REPAIR/REPLACE PAYMENTS
- WEATHERIZATION PAYMENTS

2ND QRT EXPENDITURES



- EVICITION RENT PAYMENTS
- MOVE-IN RENT/DEPOSIT PAYMENTS
- UTILITY PAYMENTS
- APPLIANCE REPAIR/REPLACE PAYMENTS
- WEATHERIZATION PAYMENTS

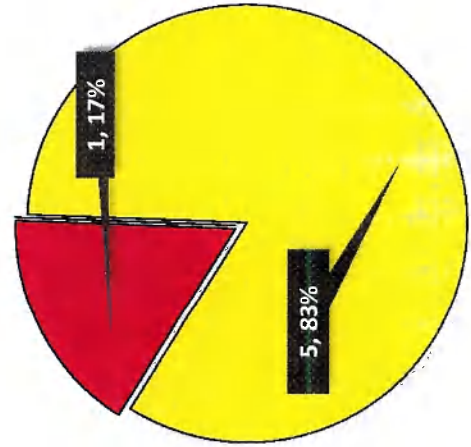
GREENLEE COUNTY

2ND QRT REPORT

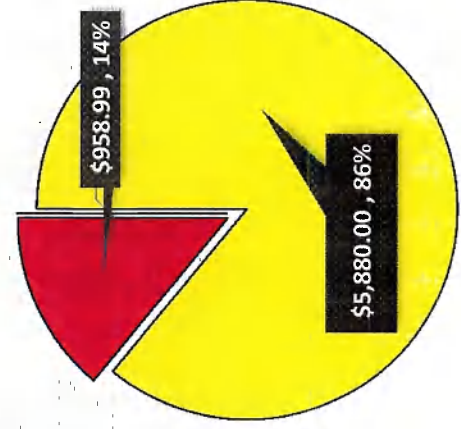
OCTOBER - DECEMBER 2021

SERVICE PROVIDED	NUMBER OF FAMILIES ASSISTED	NUMBER OF ELDERLY ASSISTED (60 yoa and older)	NUMBER OF CHILDREN ASSISTED (0 - 17 yoa)	2ND QRT EXPENDITURES
EVICION RENT PAYMENTS	0	0	0	\$ -
MOVE-IN RENT/DEPOSIT PAYMENTS	0	0	0	\$ -
UTILITY PAYMENTS	5	3	2	\$ 5,880.00
APPLIANCE REPAIR/REPLACE PAYMENTS	1	1	2	\$ 958.99
WEATHERIZATION PAYMENTS	0	0	0	\$ -

NUMBER OF FAMILIES ASSISTED



2ND QRT EXPENDITURES



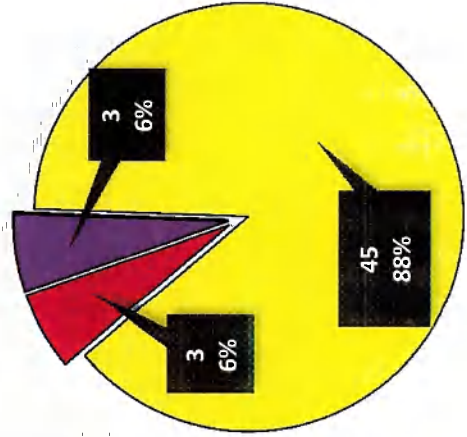
SANTA CRUZ COUNTY

2ND QRT REPORT


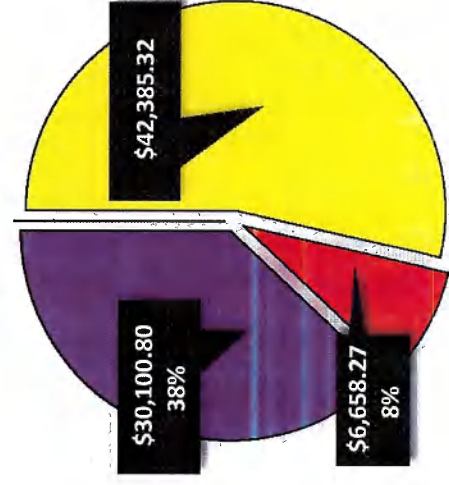
OCTOBER - DECEMBER 2021

SERVICE PROVIDED	NUMBER OF FAMILIES ASSISTED	NUMBER OF ELDERLY ASSISTED (60 yoa and older)	NUMBER OF CHILDREN ASSISTED (0 - 17 yoa)	2ND QRT EXPENDITURES
EVICTON RENT PAYMENTS	0	0	0	\$ -
MOVE-IN RENT/DEPOSIT PAYMENTS	0	0	0	\$ -
UTILITY PAYMENTS	45	25	26	\$ 42,385.32
APPLIANCE REPAIR/REPLACE PAYMENTS	3	3	0	\$ 6,658.27
WEATHERIZATION PAYMENTS	3	2	0	\$ 30,100.80

NUMBER OF FAMILIES ASSISTED



2ND QRT EXPENDITURES



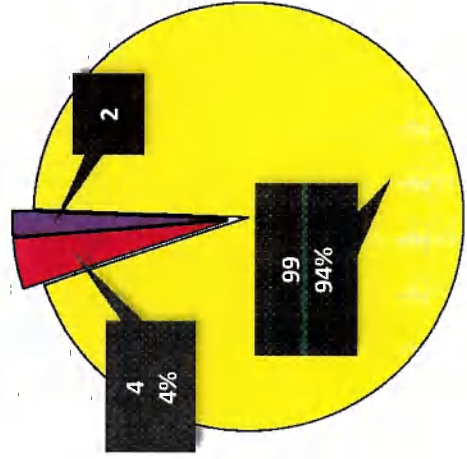
SOUTHERN COCHISE COUNTY

2ND QRT REPORT


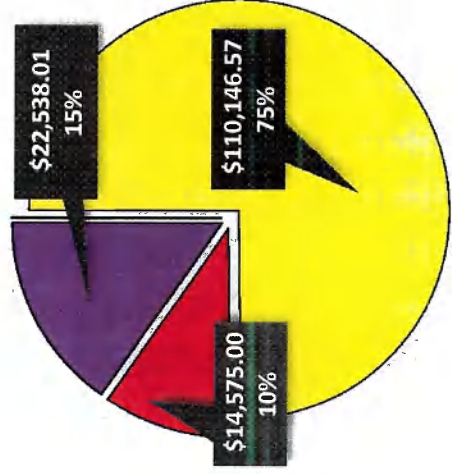
OCTOBER - DECEMBER 2021

SERVICE PROVIDED	NUMBER OF FAMILIES ASSISTED	NUMBER OF ELDERLY ASSISTED (60 yoa and older)	NUMBER OF CHILDREN ASSISTED (0 - 17 yoa)	2ND QRT EXPENDITURES
EVICION RENT PAYMENTS	0	0	0	\$ -
MOVE-IN RENT/DEPOSIT PAYMENTS	0	0	0	\$ -
UTILITY PAYMENTS	99	70	48	\$ 110,146.57
APPLIANCE REPAIR/REPLACE PAYMENTS	4	3	3	\$ 14,575.00
WEATHERIZATION PAYMENTS	2	2	7	\$ 22,538.01

NUMBER OF FAMILIES ASSISTED



2ND QRT EXPENDITURES




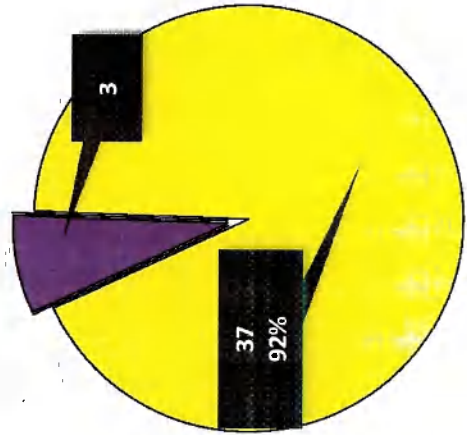
NORTHERN COCHISE COUNTY

2ND QRT REPORT

OCTOBER - DECEMBER 2021

SERVICE PROVIDED	NUMBER OF FAMILIES ASSISTED	NUMBER OF ELDERLY ASSISTED (60 yoa and older)	NUMBER OF CHILDREN ASSISTED (0 - 17 yoa)	2ND QRT EXPENDITURES
EVICTION RENT PAYMENTS	0	0	0	\$ -
MOVE-IN RENT/DEPOSIT PAYMENTS	0	0	0	\$ -
UTILITY PAYMENTS	37	33	3	\$ 43,980.00
APPLIANCE REPAIR/REPLACE PAYMENTS	0	0	0	\$ -
WEATHERIZATION PAYMENTS	3	2	3	\$ 8,699.70

NUMBER OF FAMILIES ASSISTED



2ND QRT EXPENDITURES

