



July 2023 Point-in-Time Snapshot

Youth & Young Adults (18-24)

129

The number of youth served in shelters from June 2022 to July 2023.

13%

Had earned income when they entered a shelter.

A NOTE ON THIS DATA



Youth and young adults comprised only **6.8%** (11 people) of those counted during the July 2023 PIT count.

Additional shelter data has been taken from the **Homeward Community Information System (HCIS)** to get a better picture of youth and young adult homelessness from June 30, 2022 to July 01, 2023.


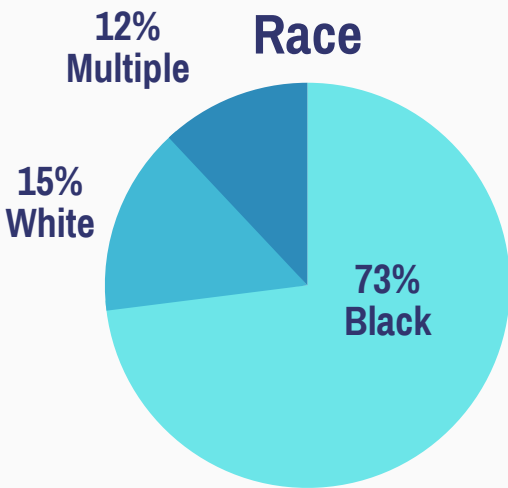
Youth and young adults represent **7.1%** of those served in shelters during that timeframe.

25

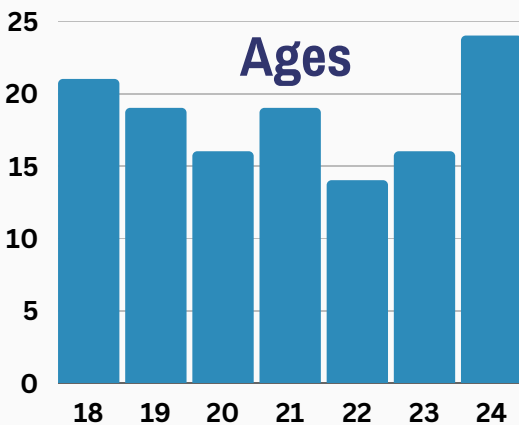
The number of parenting youth, accompanied by **31 children**.

104

Youth arrived at a shelter in adult-only households.



***** Youth are 21 times more likely than other adults to report a gender other than singularly male or female.



Community Action: What You Can Do

For more information about what the Greater Richmond Continuum of Care is doing about youth and young adult homelessness, go to endhomelessnessrva.org/yab