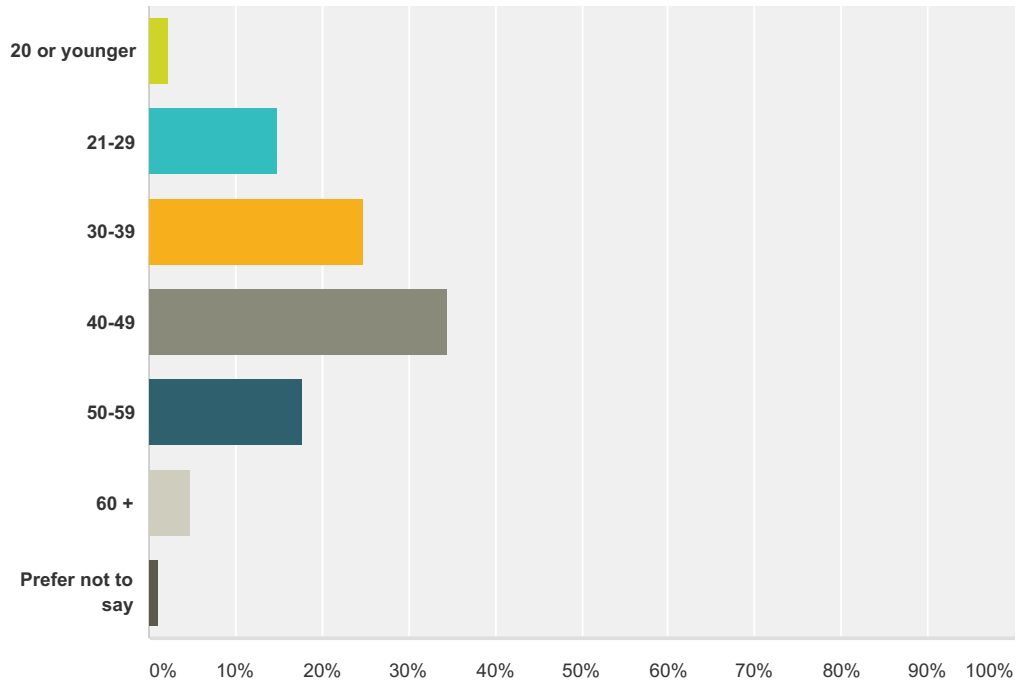


Q1 Which category below includes your age?

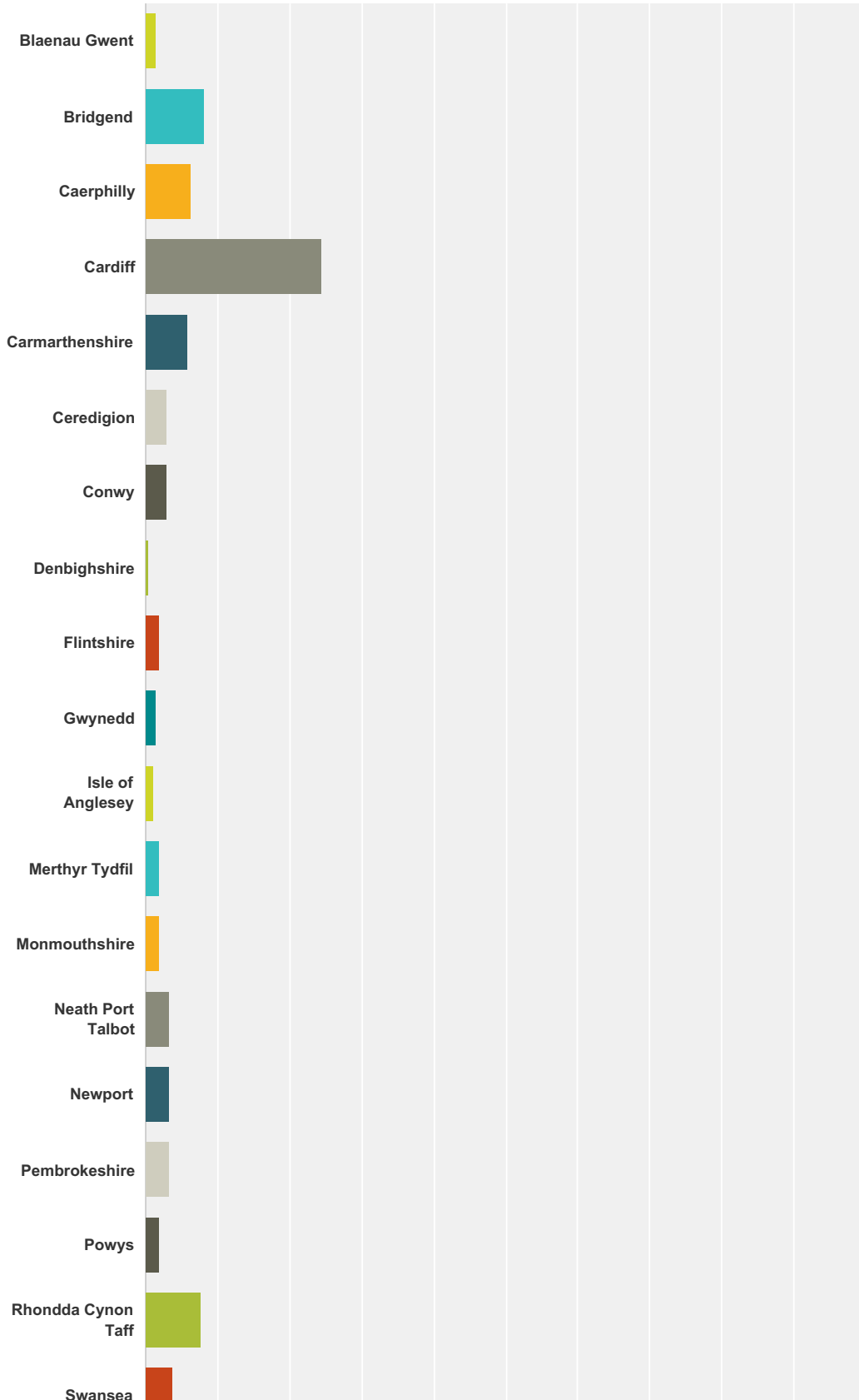
Answered: 209 Skipped: 0



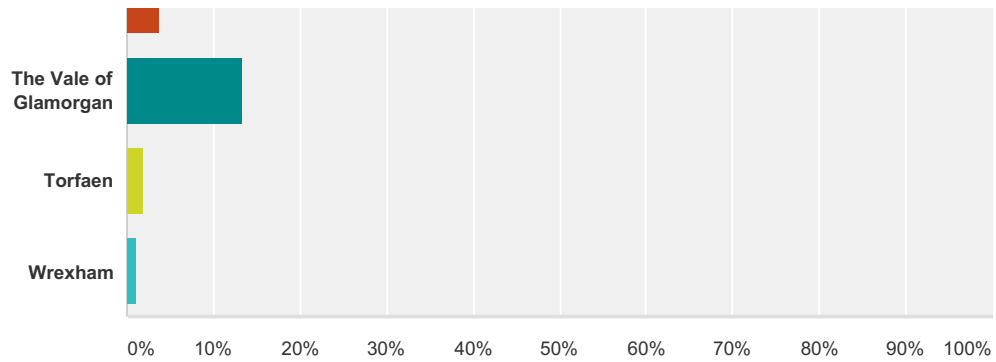
Answer Choices	Responses	
20 or younger	2.39%	5
21-29	14.83%	31
30-39	24.88%	52
40-49	34.45%	72
50-59	17.70%	37
60 +	4.78%	10
Prefer not to say	0.96%	2
Total		209

Q2 In which local authority area do you (or your child) live? THIS IS A WALES ONLY SURVEY SO PLEASE ONLY COMPLETE IF YOU OR YOUR CHILD CURRENTLY LIVES IN WALES

Answered: 209 Skipped: 0



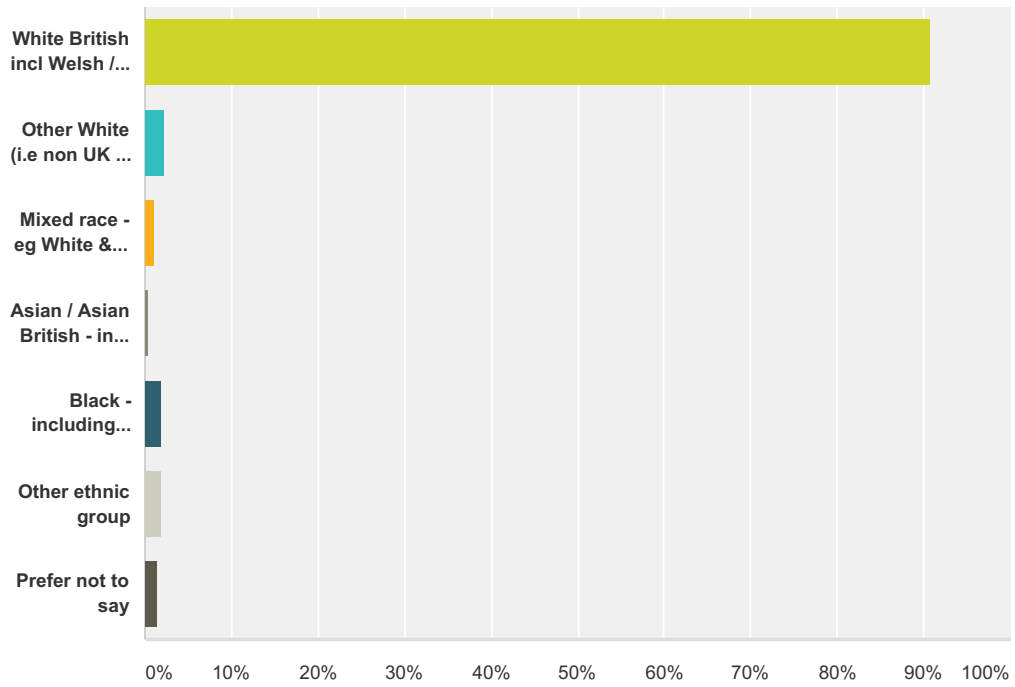
Welsh Dads Survey 2016



Answer Choices	Responses	
Blaenau Gwent	1.44%	3
Bridgend	8.13%	17
Caerphilly	6.22%	13
Cardiff	24.40%	51
Carmarthenshire	5.74%	12
Ceredigion	2.87%	6
Conwy	2.87%	6
Denbighshire	0.48%	1
Flintshire	1.91%	4
Gwynedd	1.44%	3
Isle of Anglesey	0.96%	2
Merthyr Tydfil	1.91%	4
Monmouthshire	1.91%	4
Neath Port Talbot	3.35%	7
Newport	3.35%	7
Pembrokeshire	3.35%	7
Powys	1.91%	4
Rhondda Cynon Taff	7.66%	16
Swansea	3.83%	8
The Vale of Glamorgan	13.40%	28
Torfaen	1.91%	4
Wrexham	0.96%	2
Total		209

Q3 What ethnic group do you identify with?

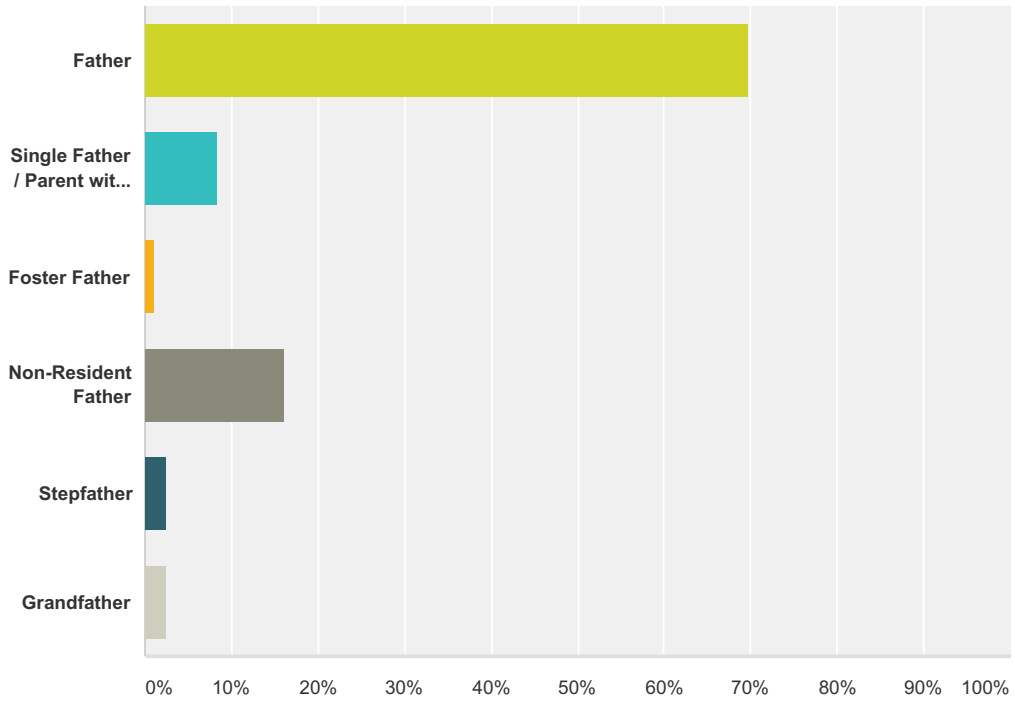
Answered: 209 Skipped: 0



Answer Choices	Responses	
White British incl Welsh / English etc	90.91%	190
Other White (i.e non UK eg Irish, Polish, German etc)	2.39%	5
Mixed race - eg White & Asian / White & Black African etc	0.96%	2
Asian / Asian British - incl Indian, Bangladeshi, Chinese etc	0.48%	1
Black - including African, Caribbean, Black British etc	1.91%	4
Other ethnic group	1.91%	4
Prefer not to say	1.44%	3
Total		209

Q4 How would you describe your relationship to the child/ren.

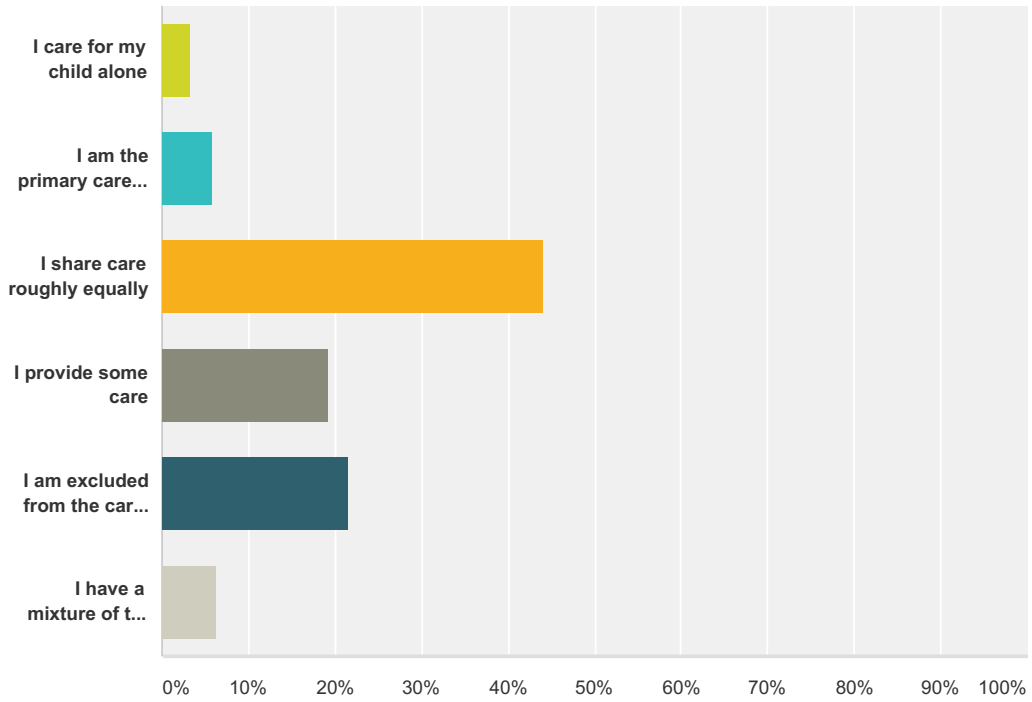
Answered: 205 Skipped: 4



Answer Choices	Responses	
Father	69.76%	143
Single Father / Parent with Care	8.29%	17
Foster Father	0.98%	2
Non-Resident Father	16.10%	33
Stepfather	2.44%	5
Grandfather	2.44%	5
Total		205

Q5 How would you describe the care arrangements for your child

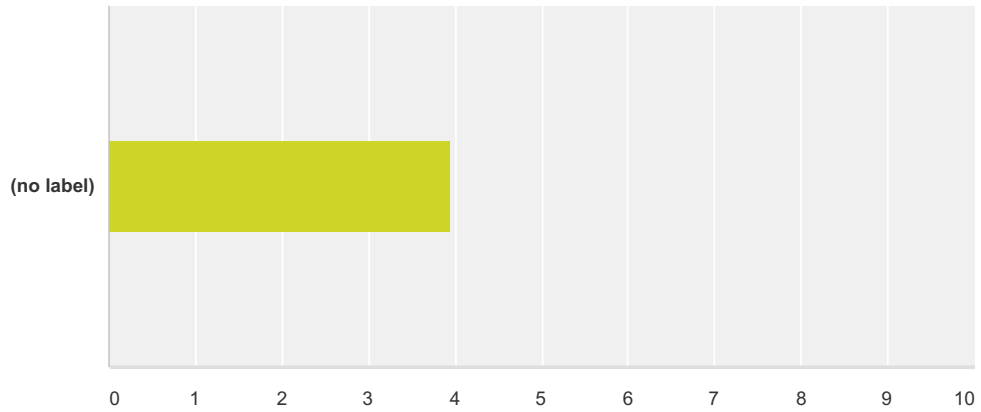
Answered: 209 Skipped: 0



Answer Choices	Responses
I care for my child alone	3.35% 7
I am the primary carer for my child	5.74% 12
I share care roughly equally	44.02% 92
I provide some care	19.14% 40
I am excluded from the care of my child	21.53% 45
I have a mixture of the above eg I have some children I live with and others who are cared for by someone else etc	6.22% 13
Total	209

Q6 What is your experience of dealing with Children's Services (Social Services)

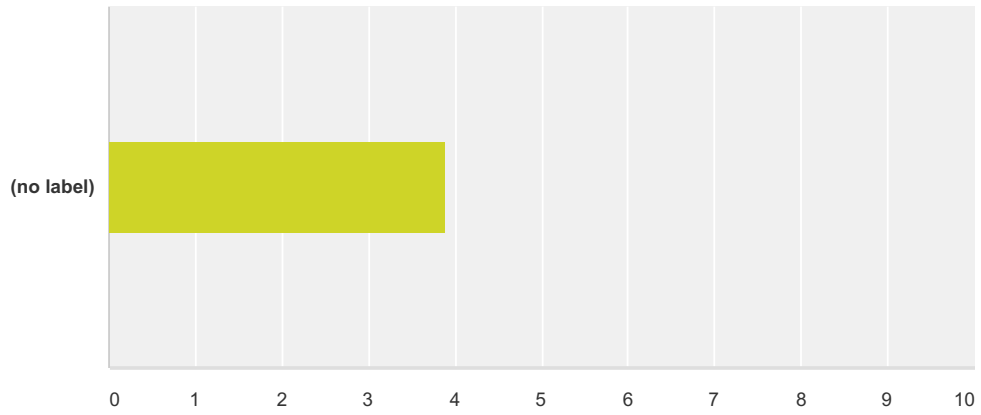
Answered: 209 Skipped: 0



	Strongly Positive	Mostly Positive	Neither Good nor Bad	Mostly Negative	Strongly Negative	N/A	Total	Weighted Average
(no label)	0.96% 2	7.18% 15	6.70% 14	13.40% 28	21.53% 45	50.24% 105	209	3.95

Q7 If you have been involved in any Child Contact disputes in the Family Court - what is your experience of Cafcass Cymru?

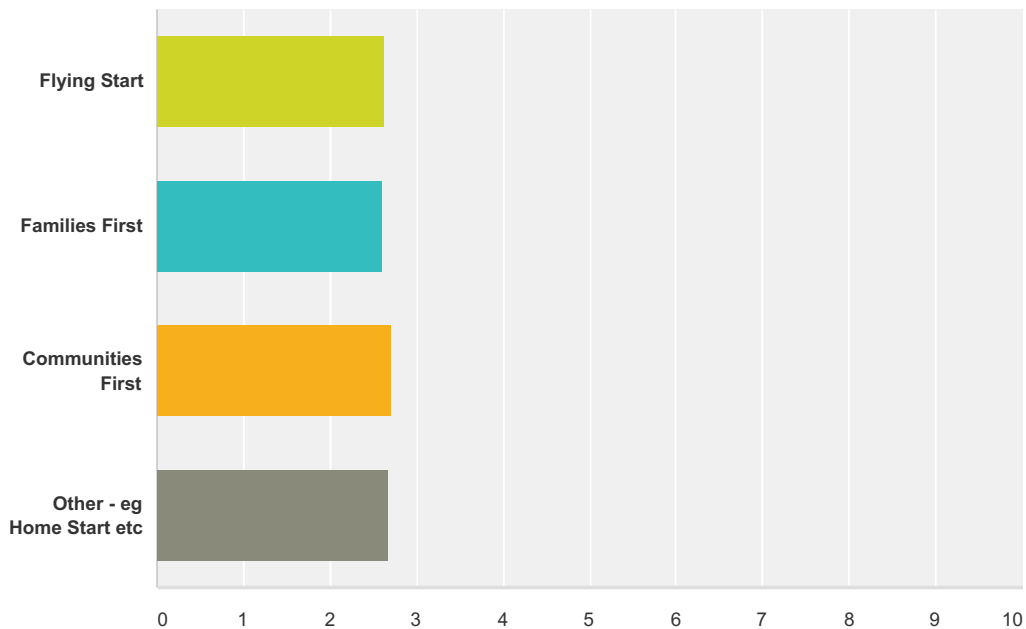
Answered: 209 Skipped: 0



	Strongly Positive	Mostly Positive	Neither Good nor Bad	Mostly Negative	Strongly Negative	N/A	Total	Weighted Average
(no label)	2.87% 6	3.35% 7	7.66% 16	10.05% 21	18.18% 38	57.89% 121	209	3.89

Q8 What is your experience of parenting support from Family Support Services? eg Flying Start, Communities First, Families First etc

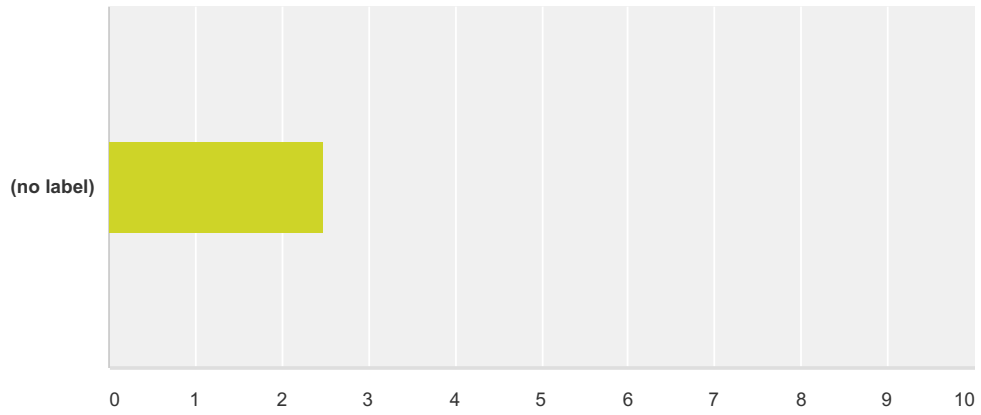
Answered: 209 Skipped: 0



	Strongly Positive	Mostly Positive	Neither Good nor Bad	Mostly Negative	Strongly Negative	N/A	Total	Weighted Average
Flying Start	6.70% 14	3.83% 8	6.70% 14	2.87% 6	2.87% 6	77.03% 161	209	2.63
Families First	4.31% 9	2.87% 6	6.70% 14	0.96% 2	1.91% 4	83.25% 174	209	2.60
Communities First	2.87% 6	1.44% 3	7.18% 15	1.44% 3	0.96% 2	86.12% 180	209	2.72
Other - eg Home Start etc	3.35% 7	2.39% 5	8.13% 17	0.96% 2	1.44% 3	83.73% 175	209	2.68

Q9 What is your experience of dealing with schools? eg do you receive school reports / are you invited to parents evenings etc

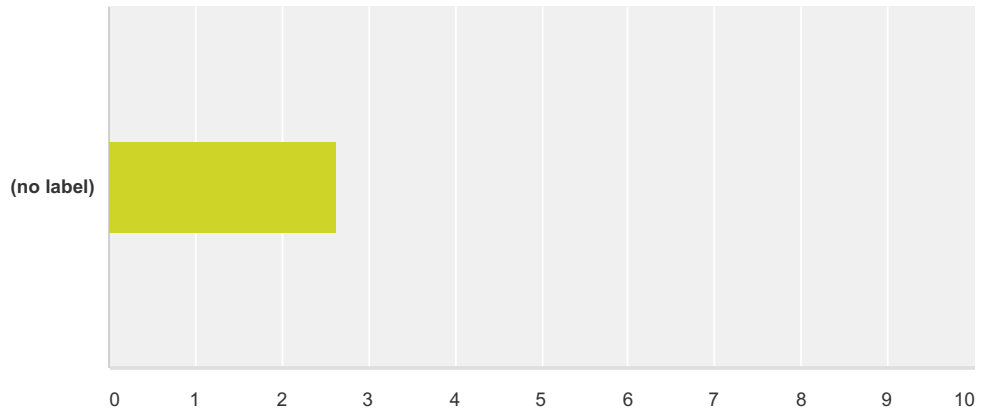
Answered: 206 Skipped: 3



	Strongly Positive	Mostly Positive	Neither Good nor Bad	Mostly Negative	Strongly Negative	N/A	Total	Weighted Average
(no label)	16.99% 35	29.13% 60	13.11% 27	10.19% 21	6.80% 14	23.79% 49	206	2.48

Q10 What is your experience of dealing with health services? eg midwives, school nurses, health visitors, GPs etc

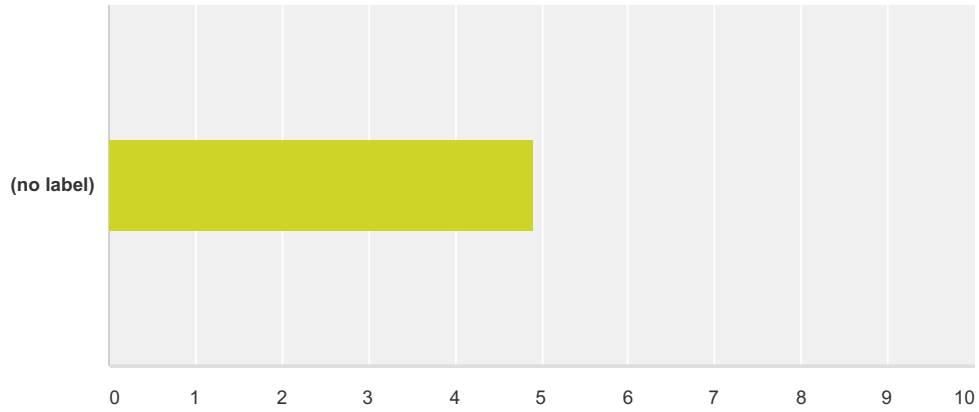
Answered: 209 Skipped: 0



	Strongly Positive	Mostly Positive	Neither good nor bad	Mostly Negative	Strongly Negative	N/A	Total	Weighted Average
(no label)	16.27% 34	26.79% 56	17.70% 37	13.40% 28	7.66% 16	18.18% 38	209	2.63

Q11 Some dads facing Child Contact problems have reported to us about their experience of dealing with the Police. We're keen to capture experience in this area for the first time so would be grateful for any data / feedback you have

Answered: 207 Skipped: 2



	Strongly Positive	Mostly Positive	Neither Good nor Bad	Mostly Negative	Strongly Negative	I have no experience of the Police	Total	Weighted Average
(no label)	4.35% 9	6.28% 13	7.25% 15	12.56% 26	15.94% 33	53.62% 111	207	4.90

Q12 Welsh Government's Guidance for parenting support staff was published in September 2014. The guidance has a section on Fathers - section 8.3 p68-70 If you've read the guidance please share any thoughts / experiences or observation with us about how effective / appropriate you think this has been.

Answered: 25 Skipped: 184