

PETAL TONES



Newsletter of the National Capital Area Chapter of the Gesneriad Society

Volume 52 Number 11

November 2021



Dave's beautiful *Achimenes dulcis*, a species

NCAC Meeting
November 6, 2021
Board meeting 9:45 (all members invited)
Membership program/meeting 10:30am

Zoom Link: Join Zoom MeetingJoin Zoom Meeting
<https://us02web.zoom.us/j/88267942711?pwd=UmNyaSs2TVAzaiRDSjVHNFYyRzdEQT09>

Meeting ID: 882 6794 2711
Passcode: 566772

November Meeting Program:
"Culture Issues, with questions presented by Barbara Stewart, Mary Schaeffer, and Donna Beverin"

Letter from the Editor:
Hello NCAC members,

This month we are meeting this Saturday, November 6th Earlier in 2021 we changed our meeting date to accommodate the RAVS meeting schedule. RAVS has changed their meeting to the third Saturday going forward. The second Saturday will continue as the NCAC's meeting day.

This Saturday the NCAC Board will meet at 9:45am on Zoom and all are invited to attend. The regular meeting will begin at 10:30 as usual on Zoom We shall begin meeting at the Emmanuel United Church again in 2022, once the paperwork is completed.


I hope you are enjoying the beautiful fall weather. I am still bringing in my summer sinningias and storing them in my cool basement for the winter, letting the tubers go dormant.

I have been experimenting with hybridizing and I am happy to announce my cross of *Sinningia conspicua* x *Sinningia tubiflora* took and I have harvested the seeds September 13th. The seeds have germinated and now time to "move" them so they grow faster! Hope to get some fragrant, interesting plants by next summer!
Donna Beverin

Pruning, Planting, Seed Sowing and Transplanting

November 4th & 5th Scorpio
8th & 9th Capricorn
13th & 14th Pisces
17th, 18th & 19th Taurus
22nd, 23rd & 24th Cancer
December 2nd & 3rd Scorpio
6th & 7th Capricorn
10th & 11th Pisces
15th & 16th Taurus
20th & 21st Cancer
29th & 30th Scorpio
Planting and Transplanting are best done in Cancer, Scorpio and Pisces with Cancer being the best.

Best Pruning for quick growth is first in Taurus and then in Capricorn.



(This "Pruning, Planting and Transplanting Guide was taken from the Harris Farmer's Almanac 2021)

Dale Marten's Educational Tips: From Facebook

Kohleria, *Achimenes*, *Smithiantha*, many gesneriads will give you plants or rhizomes if you cut the leaves. Especially if your *Achimenes* and *Smithianthas* are declining toward dormancy, cut the leaves under water and leave them in the water for 5 minutes. Plant the pieces in moist, not muddy soil. 2nd photo shows young plants made with leaf cuttings. Cut off bottom leaves of new plants and plant each deeper. Sometimes you get rhizomes. This is a way to get blooming *Achimenes* & *Smithiantha* during the spring season.



If I goof and the newly removed plants are too "leggy" I cut off the bottom leaves and pot the plants deep in a Solo cup. I find extra humidity is given if I invert a condiment cup and put that on the Solo cup. The plant will grow taller and eventually acclimate itself to room air as it lets air under the condiment cup. One can also put stir straws in the small pots and lay food wrap over to increase humidity.



If I goof and the newly removed plants are too "leggy" I cut off the bottom leaves and pot the plants deep in a Solo cup. I find extra humidity is given if I invert a condiment cup and put that on the Solo cup. The plant will grow taller and eventually acclimate itself to room air as it lets air under the condiment cup.

Bloomin' Now



Janet: "Attached is a photo of *Streptocarpus* 'Janet's Got the Blues' from a plant I'm growing outside on the patio. Looks pretty gorgeous if I do say so myself! I have a new iPhone and this and future photos will be better than what I was able to take before. On another of these plants under lights I have pod maturing."



This is a tiny bouquet of *Streptocarpus* 'Salmon Sunset'. Looking so beautiful with my new camera and the blue vase!



Dave's unusual Mini *Sinningia*.

Bloomin' Now



Dave's *Eucodonia* NOID



Johanna's perennial *Titanotrichum oldhamii*



Johanna's *Smithiantha* NOID, grown from Chiltern's seed by Donna for the Show's sale. 3rd photo: Donna's plant. Leaves are untidy looking, which is common for *Smithianthas*. (Donna's opinion) Possible seed pods growing. Beautiful shades of orange and yellow. Jim said could be a relative or cross of the species *S. aurantiaca*.

Bloomin' Now



Barb's *Sinningia* sp Regina hybrid x Burgundy seedlings looking very unique



Dave's *Seemannia gymnostoma*



Barb's *Achimenes* 'Mary Poppins'



Henckelia pumila photo from GRW by Toshijiro Okuto
See article on next page.

Henckelia pumila [*Chirita pumila*]

Information from the Gesneriad Web

Johanna Zinn

Henckelia are found throughout northeastern and southern India, Sri Lanka, the Himalayas and southeastern Asia. Many species were formerly placed in *Didymocarpus* sect. *Orthoboea* or the genus *Chirita*. In 2013, more species formerly placed in *Henckelia* were moved to *Codonoboea* and *Loxocarpus*.

Henckelia are typically found growing in cool shady areas of low altitude forests, often on slopes or moist rocks near streams and waterfalls.

This species is native to the Himalaya regions of Asia. Although it is found at higher altitudes, it is a true tropical and not tolerant of cold temperatures.

General Information [*Chirita pumila*]

Annuals, not rhizomatous. Stems erect, 6-46 cm, pubescent to sparsely pilose. Stem leaves 4-8, opposite, widely spaced; petiole 4-12(-28) X 1-2 mm; leaf blade oblique, lanceolate to ovate or elliptic, 2-17 X 1.2-5.5(-8) cm, herbaceous, puberulent to pilose, eglandular, abaxially purple spotted, base oblique, cuneate to cordate, margin denticulate to serrulate, apex acute to acuminate; lateral veins 6-9 on each side of midrib, conspicuous. Cymes (1 or) 2-7-flowered; peduncle 2.8-10 cm, puberulent to sparsely pilose or glabrescent; bracts 2, free, ovate to lanceolate or obovate, 5-18 X 1-4 cm, pubescent, margin entire to shallowly denticulate, apex acute. Pedicel 3-20 mm, glabrous to puberulent or pilose. Calyx 0.9-1.8 cm, 5-lobed from below to above middle; tube 4-10 mm; lobes slightly unequal, narrowly triangular to ovate, 4-10 X ca. 2 mm, outside pubescent to sparsely pilose, inside glabrous, margin entire, apex subulate-acuminate, hornlike, spreading. Corolla white to purple with yellow or purple markings, 3.2-5.7 cm, outside puberulent to pilose, inside glabrous to sparsely pubescent adaxially; tube narrowly funnelform, 2.5-4.5 X 0.8-1.5 cm; adaxial lip 4-10 mm; abaxial lip 0.6-1.5 cm. Filaments 0.8-1.3 cm, sparsely puberulent to glabrous; anthers fused by entire adaxial surfaces, 3-4 mm, glabrous; staminodes 2, 2.5-4(-10) mm. Pistil 2.5-3.8 cm, glabrous to puberulent; ovary 1.4-2.8 cm. Stigma flabellate, ca. 3 mm, 2-lobed. Capsule erect, 6-12 cm. Fl. Jul-Sep, fr. Jul-Oct.

· Provided by: [\[A\].Flora Of CHina @ efloras.org](#)

A lovely, small, annual [flowering](#) plant with elliptic, [mottled](#) leaves and light blue [flowers](#) with a yellow throat. *Henckelia pumila* grows in the [undergrowth](#) of forests, along watercourses, often among rocks or grassy clusters between 800 and 2800 m from the Himalayas to southern China and Indochina. In cultivation it makes a nice potted plant.

Flowers of India

Common name: Dwarf Chirita

Botanical name: *Henckelia pumila* **Family:** Gesneriaceae (Gloxinia family)

Synonyms: *Chirita flava*, *Didymocarpu speciosus*, *Chirita pumila*

Dwarf Chirita is an erect hairy annual herb, without rhizome, with rather large solitary or several drooping funnel-shaped pale purple flowers tinged with yellow, or flowers white. Stems are erect, 6-46 cm, velvet-hairy to sparsely hairy. Flowers are hairy, 3.5 cm long, with 5 short nearly equal rounded spreading lobes. Calyx is tubular, with dense white hairs and with narrow recurved sepals. Leaves are broadly lanceshaped pointed. toothed, the largest 6-10 cm. Capsules are erect, 6-12 cm. Dwarf Chirita is found in the Himalayas, from Himachal to NE India, China, Bhutan, Myanmar, Nepal, Sikkim, Thailand, N Vietnam, at altitudes of 800-2800 m. Flowering: July-September.

Identification credit: Nidhan Singh, Ashutosh Sharma

Photographed in East Siang, Arunachal Pradesh

From the Royal Botanic Garden Kew-Plants of the World Online

This species is accepted, and its native range is Himalaya to China (Yunnan, SW. Guizhou, NW. Guangxi) and Indo-China.


Bloomin' Now



Donna's *Kohleria* 'Ingrid' front and side views. Love those little hairs!



Donna's *Sinningia bullata x conspicua x leucotricha* 'Max Dekking'



Donna's *Kohleria* 'An's Cheerleader'



Donna's *Sinningia hirsuta* seedling



Donna's *Sinningia* 'Anne Crowley' seedling

RESEARCH NOTES

(I)

***Henckelia urticifolia* (Buch.-Ham. Ex D. Don) A.Dietr.- An addition to the Flora of Uttarakhand**

Weber *et al.* (2011) are of opinion to merge genus *Chirita* Buch.-Ham. under genus *Henckelia* Spreng. which was followed by Sinha and Datta (2016) and Roy (2017). Genus *Henckelia* is represented by ca 140 species in the world. Sinha and Datta (2016) and Roy (2017) mentioned 15 species under the genus from North-east India. However, it is represented by two species viz. *Henckelia bifolia* and *H. pumila* from Western Himalaya. (Uniyal *et al.*, 2007). Clarke (1884) proposed a section *Microchirita* under genus *Chirita* and kept *Chirita hamosa* under it. Wang *et al.* (2011) raised section *Microchirita* to the status of a genus and transferred *C. hamosa* under it by proposing new combination i.e. *Microchirita hamosa* (R.Br.) Wang. This species is also distributed in Western Himalaya.

During a botanical exploration trip to the Bageshwar district, Kumaon Hills, Uttarakhand authors have located a population of *Henckelia urticifolia* (Buch.-Ham. ex D.Don) A.Dietr. (= *Chirita urticifolia* Buch.-

Ham. ex D.Don). This species was earlier known to occur from Arunachal Pradesh and now recorded from Uttarakhand state (Uniyal *et al.*, 2007). The report of this species is now an addition to the flora of Uttarakhand. Since, the population was not rich, therefore herbarium collection was not made, however, G.P.S. location and photographs have been taken. Description along with photograph is provided for its identification.

***Henckelia urticifolia* (Buch.-Ham. ex D.Don) A.Dietr., Sp. Pl., ed. 6, 1:574.1831; Sinha & Datta in Nelumbo 58:30.2016; Roy, Tax. Stud. Fam. Gesner. India Part East. Himal. 182.2017. *Chirita urticifolia* Buch.-Ham ex D.Don, Prodr. Fl. Nepal.90.1825; Clarke in Hook.f., Fl. Brit. India 4:358.1884. *Chirita grandiflora* Wall., Pl. Asiat. Rar. 1:43. 1830. *Didymacarpus urticifolius* (Buch.-Ham. ex D.Don) A. Dietr Sp. Pl. 1:574.1831. *Roettlera urticifolia* (Buch.-Ham. ex D.Don) Kuntze., Revis. Gen. Pl. 2.477.1891.**



Henckelia urticifolia

Henckelia Urticifolia Researched by Johanna Zinn

Description

Initially, we placed this in the genus *Loxostigma* but upon flowering, the arrangement and shape didn't quite fit. Fortunately, FRBC taxonomist Cody Hinchliff keyed it out. This is from the Vietnam -Yunnan border region which is a hot spot of Gesneriaceae. Large pink flowers on a vigorous plant. Protect from freezing.

A Far Reaches Botanical Conservancy offering.

Henckelia urticifolia YuGu 315
Family: Gesneriaceae
Hardiness: Zones 10 No Frost
Mature Size: 24"
Exposure: Shade
Bloom Time: August-October
Moisture Needs: Moist
Origin: China

Karyn Cichocki received this new *Primulina* from Wallace Wells, which at the time was labeled as *Primulina sp.* (new yellow). It has a pale to medium yellow flower with red dots & stripes in the throat. The leaves have a serrated edge and are velvety to the touch. There is no scent to either the leaves or flowers that Karyn has been able to detect. Pictures were sent to Wen Feng at the Gesneriad Conservation Center of China (GCCC) to see if the species had been identified yet and it has, *Primulina lepingensis*. It is similar in flower size and shape as *P. bipinnatifida*, *P. lobulata*, *P. maciejewskii* and *P. xiuningensis*, which have been in cultivation for several years. This is an easy plant to propagate by leaf. It does produce suckers, which if not removed gives the plant a weedy look. The suckers when removed have roots so this is another method the plant can be propagated.

Bloomin' Now



Dave's *Sinningia minima* (tiniest mini) seedlings in bloom!



Donna's *Kohleria* 'YF's Leah'. First Bloom.



Barb's *Sinningia eumorpha*



Barb's *Achimenes* 'Sib-Flying Dance'

Bloomin' Now



Dave's *Kohleria* 'Strawberry Fields'



Dave's *Achimenes* 'Amie Saliba'



Dave's *Sinningia bullata* in full bloom !



Bill's *Primulina* 'Moonlight'

A Bit of Amateur Science with *Streptocarpus* by Nadya Warthen-Gibson

8/17/2021

People are diploid. That means we possess two sets of chromosomes (organized packages of DNA found in the nucleus of the cell), one half of which comes from the mother and the other-from the father. Polyploidy, or having more than one complete double set of chromosomes, generally results in birth defects in humans. Yet plants don't seem to mind quite as much.

In the winter of 2019, after reading a bit about polyploidy in food crops (namely, strawberries and potatoes), I realized that my shelf full of hybrid *Streptocarpus* seedlings presented a perfect opportunity to do some amateur science. Polyploidy can occur naturally or by chemical exposure and while, traditionally, the chemical used is colchicine, oryzalin is the slightly less toxic alternative and is freely available in herbicide form. Having procured a decent respirator, heavy duty gloves and a bottle of Surflan, I set to work.

The first experiment started with six condiment cups, half-filled with a moist perlite/vermiculite/peat moss mixture (1:1:1) and planted with 60 seeds each (of *NoreenxAngelina Jolie* cross). Upon germination (1/14/2020), five were sprayed with 0.5%, 0.5%, 1%, 1.5% and 2% oryzalin solution. Within weeks, the treated seedlings developed fat, tapered, carrot-like stems and began to die off. On 2/18/2020, I tried treating ten of the remaining seedlings with rooting hormone, to no result. Around late 3/2020, the few survivors of the treated set were placed in the same humidity chamber as the control group. On 5/3/2020, the control group started showing deformed leaves and dying.

In the summer of 2020, the survivors of the contaminated "control" group began blooming. While the blooms were nothing spectacular (single pansies of pale purple, white and yellow, with bits of dark guide lines and occasional 6 petaled flower; See examples 1-3), the plants showed a stunted growth habit and rounded leaves with veins that differed in slope from regular seedlings. The plants were very slow growing and conservative in bloom, never offering more than 2 blooms per stem.



1 - (Control)-5



2- (Control)-10



3- (Control)-13



At this point, I made several crosses, with both "control" and normal plants as parents. As of 8/19/21, two of these crosses have come into bloom.



Cross #17- (Control)-5 x (*NoreenxVanda*)-24

Of special interest was (Control)-9). Individual flowers of which lasted on average 3 weeks.

While I have no microscope access to check ploidy via stomata guard cell size comparison, the seedlings with contaminated “control” parents are visibly quite different from the regular ones. (Ex 6-7) I would not hesitate to call these “Something Interesting”. It is my intention to continue back crossing the little mutants to regular hybrids, to see if some vigor can be restored in combination with the small size (the mature plants from the contaminated “control” group top out at 10 inches across).



Seedlings with contaminated parent on the left, regular seedlings of about the same age on the right.



Seedlings from a contaminated parent cross, showing rounded, stunted leaves.

My thanks to William Whitson of Cultivariable for sharing his knowledge on the subject of genetics, and to the folks of Streptocarpus Hybridizers group (looking at you, Stephen Covolo-Hudson!) for keeping the dialogue going. Nadya.

Bloomin' Now



Bill's *Saintpaulia* 'Rob's Pewter Bells'



Barb's *Primulina* 'First Time'




Barb's *Smithiantha* 'Sunny Day'



Barb's *Streptocarpus* 'Raydar's Mollie'



Barb's *Saintpaulia* 'LE Aisedora'



Barb's *Sinningia* 'Owlsees Red Hot'

President: Minh Bui
Minhbui82@hotmail.com

Vice-President: Barbara Stewart
Bstew771@verizon.net

Treasurer: vacant
Treasurer's Assistant: Andy Meier
Orchids00001@yahoo.com

Secretary: Position Open 9/14/2021

Newsletter Editor: Donna Beverin
Petaltones@gmail.com or
Donnabeverin@gmail.com

Committees:

Hospitality: Peggy MacDonald
Publications: Donna Beverin
Propagation: Barb Stewart/Donna Beverin
Membership: Peggy MacDonald
Ways and Means: Brian Connor
Show Chairman: Bill Schmidt

Directors:

Donna Beverin
Bill Schmidt
Peggy MacDonald

NCAC website: www.nationalcapitalgesneriads.org
web@nationalcapitalgesneriads.org

Permission to reprint from Petal Tones is granted to other Gesneriad Society editors, provided that credit is given to the author and the publication.

NCAC Facebook page:
<https://www.facebook.com/groups/174442276299173/?ref=bookmarks>

The National Capital Area Chapter of the Gesneriad Society welcomes all interested Gesneriad growers. The most familiar Gesneriad is Saintpaulia, more commonly known as the African Violet.

Dues are \$10 per year You can send your payment to NCAC into our Assistant Treasurer, Andy Meier via PayPal using the email address: ncacotgs-gesneriads@yahoo.com. Please include a note with your Name, Address, Phone number & email address.

Back issues from previous years available on website. Membership runs the calendar year and can be pro-rated.

The international Gesneriad Society is a not-for-profit corporation dedicated to the study, growing and enjoyment of the gesneriaceae. Membership dues are \$25 /year for individuals and \$26 for a family. Benefits include seed fund of hard-to-find plants, reference materials, yearly convention & cultural webinars.

National membership requests should be sent to:


Bob Clark, 1122 E Pike Street, PMB 637,
Seattle, WA 98122-3916.

Membership includes a subscription to the society journal, Gesneriads. You can subscribe on line also.

<http://www.gesneriadsociety.org/>



Johanna cut open a tomato for her salad and found germinating tomato seeds! What a surprise.



Drew Norris's Vanda orchid bloom! Stunning !