



It's Time to Make Gate Safety a Priority

24VDC High-Traffic Commercial  
Slide Gate Operator

**CSL24U**



## Unrivaled Performance, Safety and Accessibility

Built to deliver unsurpassed safety and performance, our 2016 UL Listed Gate Operators and Monitored Safety Entrapment Devices provide peace of mind for every gate application.

### **NOW INCLUDED:**

**Monitored Retro-  
Reflective Photo Eye  
(LMRRU)**



**LiftMaster**  
ELITE SERIES®

# CSL24U: Setting the New Standard with Best-in-Class Features

**Engineered for more than 1 Million Cycles, our P3 Motor®** is designed to perform in the most demanding environments.

**Heavy-Duty Commercial Gear-Driven Transmission** provides unsurpassed reliability.

**Soft Start/Stop Operation** extends hardware life in high-cycle and heavy-gate applications.


**Surge Suppression** provides industrial surge and lightning protection against strikes up to 50 feet away.

## IDEAL FOR

Heavy-traffic applications such as large gated communities, residential developments and commercial complexes.

## WARRANTY

Five years commercial.  
Seven years residential.



**Fire Department Compliance** allows gate to auto-open upon loss of AC power or battery depletion.

**Wireless Dual-Gate Communication** eliminates expensive conduit costs and avoids unsightly driveway scars.

**Keyed Manual Disconnect** when unlocked allows gate to be operated manually.

**Quick Close and Anti-Tailgate** quickly secures property, preventing unauthorized access.

## Exclusively LiftMaster®: What Sets Us Apart



Secures and safeguards your property by providing up to **208\* cycles or up to 24 days\*** of standby power when the power is down.



Keep traffic flowing with Security+ 2.0® Technology that utilizes a tri-band signal that virtually eliminates interference and offers extended range each time the remote control is used.



Securely control and monitor your Gate Operator from anywhere and get activity notifications through the MyQ® app.



LiftMaster has designed its own purpose built high-cycle high-temperature continuous duty motor to meet the exact requirements needed to open and close your gate.

\* Basic setup with remote controls programmed. Does not include added accessory power draw. LiftMaster low power draw accessories recommended to extend cycles and standby time on battery backup.



# New 2016 UL 325 Gate Guidelines

LiftMaster is committed to helping the industry design, install and service safe gate applications that are tested and certified to meet the most stringent industry safety standards.

## What You Need to Know:

- Two monitored safety entrapment protection devices must be installed at each entrapment point, including:
  - The inherent reversing system built in to each LiftMaster Gate Operator
  - LiftMaster Monitored Photo Eyes and/or Edge Sensors\*\*
- Gate operators will now monitor for fault conditions of external entrapment protection devices.
- New regulations go into effect January 2016.



## Safety Accessories



### Monitored Retro-Reflective Photo Eye (LMRRU)

- Sensing distance up to 50 ft., NEMA 4X.
- Hoods come standard.



### Monitored Through-Beam Photo Eyes (LMTBU)

- Wireless network mode eliminates the need to wire between operators in dual-gate applications.
- Sensing distance up to 90 ft., NEMA 4X.
- Hoods come standard.




### Monitored Wireless Edge Kit (LMWEKITU)

- Low-energy Bluetooth® transmission provides industry-leading battery life (2 years).
- Accepts up to 4 transceivers, 2 resistive edges per transceiver.
- Sensing distance up to 130 ft., NEMA 4X.
- Compatible with LiftMaster Monitored Edges.

**\*\*Only LiftMaster Monitored Photo Eyes or Edge Sensors may be used with this operator to meet the 2016 UL 325 Standard.**

## Monitored Safety Inputs

Come standard with the CSL24U.



- Includes 6 Monitored Safety Inputs to cover all entrapment points.

## Add to Your System



### Plug-in Loop Detector (LOOPDETLM)

Ensures vehicles are easily identified to exit property or interrupt gate travel if a vehicle is in its path.

Power-efficient design uses less power to maximize cycles when operating on Battery Backup.



### Internet Gateway (828LM)\*\*\*

Connects your MyQ®-Enabled Gate Operator to the Internet with this device and the free MyQ app.



### Wireless Commercial Keypad (KPW250)

Sleek, zinc-alloy metal front cover is extremely durable. Electronics encapsulated for reliable outdoor use. Compatible with Security+ 2.0®, Security+® and Linear MultiCode®† 250-code capacity.



### 2-Button and 4-Button Security+ 2.0® Learning Remote Controls (892LT/894LT)

Can learn or clone other LiftMaster codes or frequencies.

\*\*\* Internet Gateway Accessory functionality is dependent on communication with a MyQ®-Enabled Gate Operator. MyQ Technology communication can be limited by distance and type of exterior building materials. A general range estimate is 300 ft.

† MultiCode is a registered trademark of Nortek Security & Control LLC.

# 24VDC High-Traffic Commercial Slide Gate Operator

## CSL24U

### FEATURES

**LED DIAGNOSTIC DISPLAY** Simplifies installation and troubleshooting.



**SOLAR-READY ULTRA-RELIABLE SYSTEM** Simple solar conversion delivers power when you need it most and is extremely power efficient at all other times to maximize solar performance.

#### PROGRAMMABLE AUXILIARY RELAYS

Easily add additional features, such as warning lights/alarms.

**POSILOCK®** Automatically powers the operator and returns a gate to the closed position when gate is pushed off of closed limit.

**PRE-MOTION WARNING ALARM** Activates on-board alarm three seconds prior to gate motion.

**ANTI-TAILGATE** Prevents unauthorized access. Gate will pause when closing as vehicle pulls onto interrupt loop or breaks photo beam. Once vehicle backs up, gate will continue to close.

**QUICK CLOSE** Closes the gate immediately after a vehicle pulls off the interrupt loop.

**HOMELINK® COMPATIBLE** Version 4 and higher.

**SECURITY+ 2.0® ON-BOARD RADIO RECEIVER** Up to 50 remote controls (unlimited with 811LM/813LM).

### SPECIFICATIONS

#### POWER

120V/230V Single Phase.

#### ACCESSORY POWER

24VDC 500mA output. Switched and unswitched power.

#### MONITORED SAFETY INPUTS

3 Main Board, 3 Expansion Board.

#### TEMPERATURE SPECIFICATIONS

Without Heater:

-4°F (-20°C) to 140°F (60°C).

With Optional Heater (HTR):

-40°F (-40°C) to 140°F (60°C).

#### UL USAGE CLASSIFICATION

I, II, III, and IV.

#### GATE TRAVEL SPEED

12 in. per second.

### CONSTRUCTION

#### P3 MOTOR®

24VDC continuous-duty motor.

#### OPERATOR DUTY RATING

High-cycle, high-temperature continuous duty.

#### CHASSIS

Constructed with 1/4 in. gold zinc-plated steel for rust prevention.

#### WORM GEAR REDUCTION

Commercial oil bath gearbox providing 10:1 worm gear reduction.

#### COVER

High-density, UV-resistant polycarbonate 2-piece cover for excellent heat and corrosion resistance.


#### OPERATOR WEIGHT

140 lbs.

#### RECOMMENDED CAPACITIES

Rated for gates up to 50 ft. in length or weighing up to 1,500 lbs.

#### Slide Rating



### BATTERY BACKUP OPERATION

BATTERY	CYCLES	STANDBY TIME
(2) 7Ah	208	24 Days
(2) 33Ah	1179	105 Days

### ADDITIONAL ACCESSORIES



**Internet Protocol Access Control (IPAC)**  
Easy-to-use touch-screen outdoor access control system.



**3-Button Passport MAX Visor Remote Control (PPV3M)** Compatible with the IPAC and Passport Receiver (PPWR).



**Telephone Entry/Access Control System (EL2000SS)** High-capacity entry system.



**Universal Single and 3-Button Remote Controls (811LM/813LM)** Ideal for applications requiring a large number of remote controls.



**Solar Panel (SP10W12V)** Solar option available. Efficient reliable system (2 panels required).

