

APEX 8000 LB CERTIFIED 4 POST LIFT

Manufacturer: Atlas Automotive Equipment



Part #: ATEATTD-APEX8-FPD


Features & Benefits


\$5,995.00

- ALI Certified Lift
- 8,000 lb. Capacity
- Free Standing/Portable Design
- Powder Coat Finish
- Single Point Lock Release
- Lock Ladder Design
- Double Lock Safety System
- Steel Approach Ramps Included
- Two Wheel Chocks Included
- Caster Kit with Polyurethane wheels Included
- Anchor Bolts Optional (Sold Separately)
- Perfect for Storage or Working on Vehicles
- 110volt Electric Operation (Requires 30amp Breaker)
- 5 Year Structural/2 Year Hydraulic Warranty
- Shipping Weight: 2,000 lbs.
- This part number FREIGHT PREPAID



The Atlas  APEX8 is an ALI Certified version of our most popular 4-post hobbyist lift, the Atlas  Garage PRO8000. Perfect for the customer with too many cars and not enough space. The APEX8 allows the user to easily double their space by stacking most passenger cars.

The Atlas  APEX8 is designed and built for use by homeowners or restoration shops. This lift is not recommended for use in commercial repair shops where it would be raised and lowered several times per day.

The Atlas  APEX8 is nearly 200 lbs. heavier than comparable lifts in the market. It also includes free plastic drip trays, a free steel jack tray, and a caster kit with polyurethane wheels. The caster kit can be installed or removed in just a matter of minutes making the lift portable and allowing it to move between bays or even outside. With those features and with the added peace of mind of the ALI Certification the APEX8 is one of the best values in our four-post hobbyist product line.

Atlas APEX8 Specifications:

- Capacity: 8000 lbs
- Lifting Height, Top of Runway: 72" (6')
- Clearance Under Runways: 67" (5' 7")
- Height of Columns: 85" (7' 1")
- Overall Width: 104" (8' 8") w/ motor 114" (9' 6")
- Overall Length w/ Ramps: 207 5/8" (17' 3 5/8")
- Runway Length: 169 1/2" (14' 1 1/2")
- Runway Width: 18 2/4"
- Runway Thickness: 4 1/3"
- Width Between Runways: 38" w/ Rail 33"
- Outside Runway to Outside Runway: 75 1/4" (6' 3 1/4")
- Clearance Between Columns: 94" (7' 10")
- Length Between Columns: 157 1/3" (13' 1 1/3")
- Drive Thru: 80 1/4" (6' 8 1/4")
- Motor/Electrical Requirement: 110volt, 30 amp breaker required
- Oil Requirement: 3-5 Gallons AW32 or AW46 (NOT INCLUDED)
- Shipping Weight: 2000 lbs