



250

Proven Performance and Durability


The Small Rink Resurfacing Solution

The OLYMPIA™ 250 delivers excellent ice resurfacing for smaller rinks that rivals the quality associated with the larger ice resurfacing system. Designed for and mounted on a Kubota tractor the OLYMPIA™ 250 allows a single person to scrape, clean and resurface the ice within minutes.

Operating the OLYMPIA™ 250 is a study in simplicity. The resurfacing controls are within easy reach of the operator. Once the 250 resurfer is engaged it is a simple matter of driving around the ice surface. The ice is scraped and the galvanized steel flood pipes and towel bar provide for a smooth even ice surface.

Maintenance of the OLYMPIA™ 250 is simple and straight forward and can be handled easily by your staff.

For small training rinks to leisure operations the OLYMPIA™ 250 is the ideal solution.



The proven snow elevator-chain-paddle system moves the scrapings from the ice to the snow bin effortlessly. The wide rear-access doors on the OLYMPIA™ 250's snow bin allows for ease of dumping.



Utilizing a standard 3-point hitch, combined with the quick couple hydraulic hook-up to the Kubota's hydraulic power system is safe, convenient to use and frees the tractor for other uses during the off season.


SPECIFICATIONS

| | |
|--------------------------|-----------------|
| Height..... | 57" |
| Width..... | 58.5" |
| Length..... | 43" |
| Water Tank Capacity..... | 50 gal |
| Snow Bin Capacity..... | 21 cu ft |
| Ice Shaver Blade..... | 56" x 5" x 1/2" |



OLYMPIA™ 250 - Proven Performance and Durability

OLYMPIA 500 SERIES




SPECIFICATIONS

- A one-person cleaning, scraping and resurfacing operation.
- Controls within easy reach of the operator
- Fast on & off hook-up system
- Fits any 3 point tractor hitch
- Rear access snow bins for ease of dumping
- Galvanized steel flood pipes
- Towel bar for smooth ice resurfacing.
- Designed for maintenance by your own staff
- Parts and Service readily available
- Designed and manufactured in Canada
- Can be stored in the summer freeing the tractor for other tasks

| | | |
|---------------------|----------------------|---------------------|
| Height | 68" | 173 cm |
| Width | 84" | 213 cm |
| Length | 43" | 109 cm |
| Weight (empty) | 1200 lbs. | 544 kg |
| Water tank capacity | 70/84 gal. (approx.) | 318 l |
| Snow Bin capacity | 49 cu. ft. | 0.990 cum |
| Ice shaver blade | 80" x 5" x 1/2" | 203 x 12.7 x 1.3 cm |

Turn that outdoor rink into a championship ice surface with the easy to use, fast, efficient, tractor mounted OLYMPIA 500 ice resurfacer from Resurface Corp.

The OLYMPIA 500's twin snow bins allow easy access for off-loading the snow following the resurfacing operation.



WHAT EVERY ICE RESURFACER SHOULD BE