

TABLE 1: Determine Coating

DUTY		APPLICATIONS	TYPICAL COATING TYPES
Light	Pedestrian only	Office, wet areas	Sealers, seamless, thin roll-on or spray coatings
Medium	Pedestrian, cars, soft wheel trolleys	Laboratories, Showrooms	Seamless, Roll-on, spray, Self-leveling epoxies
Heavy	Forklifts, pallet trucks, hard wheel	Warehouse, Bakeries, Abattoir	Roll-on, Self-leveling, Trowel-on epoxy screeds

TABLE 2: Determine surface profile & method

COATING TYPE	PROFILE	ACID ETCH	DIAMOND GRIND	SHOTBLAST	SCARIFIER
Sealer	CSP-1 Very light	S	G	P	N/R
Seamless	CSP-2~3 Light	P	G	S	N/R
Roll-on /spray Epoxies	CSP-2~3Light	P	G	G	P
Self-leveling	CSP-3~5 Medium	N/R	G	G	S
Trowel-on epoxy screeds	CSP-3~5 Medium	N/R	S	G	S
Cement screeds	CSP-3~9 Heavy	N/R	S	G	G

N/R = Not recommended P = Poor S = Satisfactory G = Good


DISCLAIMER OF RESPONSIBILITY: The information in this poster is for general use only. It should not be taken as a substitute for specific advice given. Every care is taken to ensure accuracy of information Surface Engineered Technologies (SET) Products cannot accept responsibility for action taken as a consequence of the information contained in this chart.

TABLE 3: Indicates range of profile attainable by profile method


	CSP-1	CSP-2	CSP-3	CSP-4	CSP-5	CSP-6	CSP-7	CSP-8	CSP-9
Acid Etch	█								
Diamond Grind	█	█							
Shotblast		█	█	█	█	█	█	█	
Scarifier						█	█	█	█

SURFACE PROFILE GUIDE


CSP1 (acid etched)




CSP2 (grinding)




CSP3 (light shot blast)




CSP4 (light scarification)




CSP5 (medium shotblast)




CSP6 (medium scarification)



CSP7 (heavy abrasive blast)



CSP8 (scabbled)



CSP9 (heavy scarification)

