



Effects of Shinrin-Yoku (Forest Bathing) and Nature Therapy on Mental Health: a Systematic Review and Meta-analysis

Yasuhiro Kotera¹  · Miles Richardson¹ · David Sheffield¹

Published online: 28 July 2020

© The Author(s) 2020

Abstract

Shinrin-yoku, immersing oneself in nature using one's senses, has been receiving increased attention internationally. While most of the existing studies have focused on physical health, this systematic review and meta-analysis examined the mental health impacts of shinrin-yoku, using the PRISMA guidelines (PROSPERO registry: BLINDED). Of 497 articles retrieved on databases including PubMed/MEDLINE, PsycINFO, Science Direct and Google Scholar, twenty met the inclusion criteria. All studies were conducted in Asia and Europe, and used a variety of different bathing approaches (e.g. breathing, walking, yoga). While noting a need for more rigorous research and extensive follow-up assessments, the findings indicate that shinrin-yoku can be effective in reducing mental health symptoms in the short term, particularly anxiety. More careful examination of shinrin-yoku practices is needed; longer follow-up with participants from a range of countries along with greater examination of potential mechanisms is needed for shinrin-yoku to be accepted into mainstream interventions.

Keywords Shinrin-yoku · Forest bathing · Nature therapy · Mental health · Meta-analysis

Shinrin-yoku (forest bathing) is a healing practice in Japan, where people immerse themselves in nature, while mindfully paying attention to their senses. Often involving a walk in a forest, it aims to integrate and harmonise humans with a forest (Miyazaki 2018). Contents of shinrin-yoku programmes include breathing yoga, meditation, walking and other recreational activities (e.g. cooking) that are often aimed at producing relaxation effects (Forest Therapy Society 2005). The word 'shinrin-yoku' (“森林浴”) was coined in 1982, for 'yoku (bathing)' implies

Electronic supplementary material The online version of this article (<https://doi.org/10.1007/s11469-020-00363-4>) contains supplementary material, which is available to authorized users.

✉ Yasuhiro Kotera
Y.Kotera@derby.ac.uk

¹ Human Sciences Research Centre, University of Derby, Derby, Derbyshire, England

the holistic nature of our health. Shinrin-yoku then began to be introduced into Japanese clinical fields (Hansen et al. 2017).

Literature reviews reported diverse health benefits of shinrin-yoku: on immune system functioning by increasing natural killer cells, and the cardiovascular and respiratory systems (Williams 2016). The health benefits of shinrin-yoku are not limited to physical well-being; improvements have been described in mood disorders and stress, and mental relaxation (Park et al. 2012).

There are a number of theories that account for the health benefits of exposure to nature. Kaplan's Attention Restoration Theory claims that spending time in nature restores our concentration through practice of effortless attention (Kaplan and Kaplan 1989). Stress Reduction Theory asserts that being in an unthreatening natural environment reduces stress and improves relevant physiological functions such as heartrate and blood pressure (Ulrich et al. 1991). Indeed, Song, Ikei and Miyazaki noted that natural stimuli help to reduce stress and strengthen our immune system. More recent studies explored the mechanism of shinrin-yoku and found that the benefits of shinrin-yoku accord with Gilbert's (2014) model of affect regulation (Richardson et al. 2016). Although the benefits of nature for affect regulation are often overlooked (Korpella et al., 2018), it is essential to health and well-being (Gross 2013). Forest bathing and connecting with nature can help us regulate our emotions, through soothing and calming (i.e. the parasympathetic system), instead of fear, anxiety and drive (i.e. sympathetic system) (Richardson et al. 2016).

Humans are more familiar with spending time in nature than in urban environments: over seven million years of human history, we have spent 99.99% of the time in nature (Miyazaki 2018); this may partially explain why we feel better in nature (Miyazaki 2018). Women living in a green-rich area had a 12% lower rate of mortality than those living in a green-poor area (James et al. 2016). Spending time in nature is related to lower rates of depression and high blood pressure, and the frequent visits to nature was related to social cohesion (Shanahan et al. 2016). Participants who viewed a towering tree for 1 min scored high awe scores, associated with more prosocial helping behaviours, than people who viewed a building with the same height (Piff et al. 2015). A three-day shinrin-yoku programme increased the number and activity of natural killer cells compared with 3 days of walking in a city (Li 2010). Likewise, a 90-min walk in nature reduced the level of rumination (negative repetitive thoughts, linking with mental health problems) and the activities of subgenual prefrontal cortex (part of brain that is related with mental health problems) (Bratman et al. 2015). Finally, there is recent evidence that visits and time in nature may be acting as proxy measures for nature connectedness (Martin et al. 2020).

While our physical health has markedly improved in the twentieth century, our mental health has arguably worsened (Mental Health Foundation 2016). In 1995, the World Health Organization (WHO) launched an initiative called 'Nations for Mental Health' aiming to raise awareness of mental health and innovate mental health treatment (WHO 2002). Mental health action plan 2013–2020 was passed at the 66th WHO Summit, promoting universal mental health care (WHO 2013). Approximately 1.1 billion people were estimated to have a mental health problem in the world in 2016 (15% of the population): most prominent disorders being anxiety (4%), depression (3%) and alcohol use disorders (1%; Ritchie and Roser 2018). The global costs of mental illness were estimated about £2.5 trillion in 2010, which was projected to increase to £6 trillion by 2030. About two-thirds of those costs are not directly associated with mental health issues, for example, reduced productivity and income (Marquez and Saxena 2016). Among developed countries, the costs related to mental disorders are 2–4% of GDP

(Hewlett 2014), and they were estimated to be substantially higher in developing countries (Patel 2007). Unsurprisingly, many countries have enacted government-led initiatives. For example, in the UK, mental health has been high on the national agenda and the budget for mental health care has been increasing (Department of Health 2011). In Japan, poor mental health has also been a major national issue (e.g. the high suicide rates), and new policies for supporting people with mental health problems were established in 2004, improving citizens' mental health awareness and care (Ministry of Health, Labour and Welfare [MHLW] 2004). This led to a revision of the law, further enhancing the country's mental health care (MHLW, 2014).

These reports suggest that mental health is a worldwide concern, and affordable, accessible and effective mental health solutions are needed. Treatment and care using nature may be one solution that can satisfy those needs (Hunter et al. 2019). Some of the benefits have been reviewed recently (Richardson et al. 2016; Farrow and Washburn 2019; Payne and Delphinus 2019), but no review has specifically focused on mental health benefits. Accordingly, the present review systematically evaluated empirical findings noting the effects of shinrin-yoku on mental health. The most prevalent mental health problems are depression, anxiety and stress; therefore, these were our foci (Farmer and Dyer 2016). In addition, we also examined whether shinrin-yoku's effects on anger, as it is associated with depression, anxiety and stress (Walsh et al. 2018).

Methods

The present article followed the preferred reporting items for systematic review and meta-analysis (PRISMA; Moher et al. 2009) guidelines, to systematically review the literature and appraise the quality of evidence for the mental health effects of shinrin-yoku. Additionally, to maintain the validity of this systematic review, Klassen et al.'s (1998) framework was employed, focusing on question, criteria, missing articles, quality of the studies, assessment and results. The extended version of the PICO (population, intervention, control and outcomes) format (Boland et al. 2013) was used to construct a researchable question by dissecting the question into those components to help organise relevant information (Sackett et al. 1997). The main research questions of this review were the following: (i) how effective is shinrin-yoku in improving mental health outcomes? And (ii) what quantity and quality of evidence is reported?

Literature Search

The literature search was conducted clarifying (i) *where* (i.e. databases), (ii) *when* the literature was searched, (iii) *who* searched the literature, (iv) *how* (i.e. keywords), (v) *what* amount of articles retrieved at each combination of the keywords and (vi) *why* some articles were included/excluded (i.e. selection criteria) (Callahan 2010). Literature on PubMed/MEDLINE, PsycINFO, Science Direct and Google Scholar were searched, after a consultation with a subject librarian. Articles published before the 30 October 2019 were searched in November 2019. The search terms 'shinrin-yoku' (including 'shinrin yoku') ($n=205$), 'forest bathing' ($n=148$) and 'nature therapy' ($n=129$) retrieved 481 articles in total ('nature therapy' as synonymous with shinrin-yoku; Hansen et al. 2017).

Eligibility Criteria

To be eligible for further analysis, articles needed to (i) be published in a peer-reviewed academic journal using English language; (ii) employ a shinrin-yoku intervention; (iii) report an empirical intervention study, using pre- and post-intervention measures; and (iv) use mental health measures for depression, anxiety, stress and anger. Exclusion criteria were articles that (i) were not interventions, (ii) were case studies or qualitative studies and (iii) did not measure depression, anxiety, stress and anger (Table 1).

Outcome Measures

Outcome measures were instruments that evaluate the levels of depression, anxiety, stress and anger. Because there were various measurement tools used, we did not have principal summary measures set. Mental health outcomes measured in the included studies were depression ($k = 19$), anxiety ($k = 22$), anger ($k = 14$) and stress ($k = 1$).

Data Extraction and Synthesis

The lead author comprehensively examined the search results, and articles were shortlisted for possible inclusion if the title and abstract indicated that the study might satisfy the eligibility criteria. Additional manual reference searches on previous systematic reviews on shinrin-yoku ($n = 15$) identified 16 additional articles that might fit with the inclusion criteria, thus shortlisted (Rojon et al. 2011; Appendix 1). To counter any potential bias, the other co-authors independently reviewed the entire selection process. Full papers of shortlisted articles

Table 1 Extended PICO for this review

Review questions	How effective is shinrin-yoku in helping to improve mental health outcomes? What quantity and quality of evidence is reported?	
	Inclusion criteria	Exclusion criteria
Population	Any population	–
Intervention	Shinrin-yoku (forest bathing) and nature therapy	Others (e.g. only examining one or few sensory stimulus such as smell of trees or view of forest from a window; combined with other therapies, except for mindfulness and walking*).
Comparator	Any comparator including no intervention	–
Outcomes	Mental health measures (depression, anxiety, stress and anger) used at least at pre- and post-intervention	Other measures used
Study design	Empirical intervention study	Single case studies, qualitative studies, reviews, discussion articles, articles introducing theories/concepts/models/applications
Other	Published in a peer-reviewed academic journal in English	Conference proceedings, theses, dissertations

*Interventions combining shinrin-yoku and mindfulness and/or walking were included as they are common in shinrin-yoku practice, immersing with nature while paying attention to five senses (Miyazaki 2018)

were independently reviewed by all co-authors. Lastly, a discussion was held among the co-authors to confirm whether the selected articles had met the eligibility criteria and revisited the excluded studies to ensure the reasons for exclusion were accurate (Appendix 2). Forward and backward reference searches of relevant articles revealed no additional studies.

Data were extracted focusing on study aims, characteristics, participants, intervention details, outcome measures and main findings (Table 2). Data were synthesised by the mental health outcomes examined in the selected articles, further categorised into the four measures of mental health—depression, anxiety, stress and anger (Table 3).

Meta-analyses were conducted focusing on depression, anxiety and anger; meta-analysis of stress data was not possible ($k=1$). We compared Pearson's product-moment correlations to determine effect size for the shinrin-yoku intervention. Data were entered into Meta-Essentials (Van Rhee et al. 2015).

Variability was examined using Cochran's Q and I^2 . Heterogeneity among effect sizes was determined by a significant Q value ($p < 0.10$). The I^2 statistic indicates the degree of variability in effect sizes (low heterogeneity, 1–49; moderate heterogeneity, 50–74; high heterogeneity, 75–100). In the case of significant heterogeneity, subgroup and moderator analyses were undertaken.

Quality Appraisal: Risk of Bias

The quality of the included non-randomised studies was assessed using the Newcastle-Ottawa Scale (NOS; Wells et al. 2000). Using a star system, three assessors rate the quality of studies from 0 to 9 stars (high risk, 0–3; medium risk, 4–6; low risk, 7–9) in three domains: (i) representativeness of study group selection (max. 4), (ii) comparability of groups (max. 2) and (iii) ascertainment of either the exposure or outcome of interest (max. 3). Some adjustments were made to NOS because many of the included studies recruited samples who had no mental disorders (while NOS was originally developed for medical research attended by clinical samples): (i) the word 'exposure' was changed to 'intervention', (ii) the fourth scale item was changed from 'Demonstration that outcome of interest was not present at start of study' to 'Demonstration that the measured outcome was assessed before the intervention' (because some mental health outcomes exist before intervention, e.g. stress) and (iii) in respect of the first item in the outcome assessment, a star was awarded if the outcome was assessed using a validated scale (instead of medical records).

Randomised controlled trials were appraised using the Quality Assessment Table of Randomised Controlled Trials (Brown et al. 2013).

Results

Search Results

The article selection process was illustrated in Fig. 1. Of the 497 articles (481 from the databases and 16 from manual reference search), 167 articles were removed for duplication. The remaining 330 articles were screened for their title and abstract by authors. Sixty articles were selected for full-text review, of which 40 were excluded (Appendix 2) and 20 were included (Table 2).

Table 2 Study details of selected articles exploring mental health effects of shinrin-yoku ($n = 20$)

	Sample and setting	Intervention	Measures	Findings
1. Furuyashiki et al. 2019	Japanese workers with depressive tendencies ($n = 58$, $M = 28$, $F = 30$, $age = 42.3 \pm 9.3$) and without ($n = 97$, $M = 41$, $F = 56$, $age = 45.0 \pm 9.7$). Total 155, $M = 69$, $F = 86$, $age = 44.0 \pm 9.6$	Pre-post, no comparator group. Two-hour forest bathing programme including breathing and yoga	Profile of Mood States (POMS), measured on the same day	Significant decrease in depression, anxiety and anger. Participants with depressive tendencies had greater effects on those subscales. Effect sizes r total sample comparing pre-post scores = -0.46 (depression), -0.49 (anxiety), -0.42 (anger)
2. Bielmis et al. 2019	21 young healthy Polish adults ($age = 23.86 \pm 2.67$ years; $F = 9$, $M = 12$)	Pre-post, no comparator group. Forest recreation programme focused on auditory, visual and tactile senses, taken place at 3 sites in a forest	POMS, measured over 2 days	Significant decrease in depression, anxiety and anger. Effect sizes r comparing pre-post scores = -0.35 (depression-dejection), -0.41 (tension-anxiety), -0.35 (anger-hostility)
3. Song et al. 2019	60 young women in Japan ($age = 21.0 \pm 1.3$ years)	Pre-post RCT. Divided into 15-min walk in forest and city. Crossover next day	POMS, and State-Trait Anxiety Inventory (STAI; only State Anxiety items), measured on the same day	Forest group received psychological relaxation effects, compared to city. Effect sizes r comparing post scores of forest city (based on Figs. 5 and 6) $r = -0.09$ (depression), -0.36 (anxiety), -0.24 (anger), -0.59 (state anxiety)
4. Takayama et al. 2019	46 Japanese male undergraduate and postgraduate students ($age = 21.12$ years)	Pre-post RCT. Divided into forest and urban groups: 15-min walk and 15-min viewing of forest and urban sites. Crossover next day	POMS, measured over 2 days	Forest group related to higher restorative effects. Effect sizes r comparing pre-post scores for forest group = -0.40 (depression), -0.49 (anxiety), -0.32 (anger)
5. Bielmis et al. 2018a, b	62 Polish university students ($age = 21.45 \pm 0.18$ years; $F = 26$, $M = 36$)	Pre-post RCT. Divided into forest and urban groups. 15-min walk and 15-min viewing	POMS, measured on the same day	Significant decrease in forest group in depression, anxiety and anger. Effect sizes r comparing pre-post in forest group = -0.79 (depression), -0.89 (anxiety), -0.76 (anger)
6. Chen et al. 2018	16 Taiwanese women ($age = 46.88 \pm 7.83$ years)	Pre-post. Two-day forest therapy programme. 2.5-h guided walk, night walk, and do-it-yourself handicrafts	POMS and STAI (only state anxiety items), measured over 2 days	Significant decrease in depression, anxiety and anger. Effect sizes r comparing pre-post = -0.20 (depression), -0.23 (anxiety), -0.54 (anger), -0.33 (state anxiety)
7. Lee et al. 2018	79 middle-aged (40–70, $age = 55$) Korean women with ($n = 35$) and without ($n = 44$) metabolic syndrome (MetS)	Pre-post RCT. Divided into wild forest (18 with and 18 without MetS) and tended forest (17 with and 26 without MetS) groups. Two-hour healing programme including walk, 5-sense feeling, and meditation	POMS, measured on the same day	Women with MetS reduced anxiety more than without in wild forest. No significant difference between wild and tended forests in changes for depression, anxiety and anger. Effect sizes r (based on Fig. 5) comparing pre-post scores in all groups = -0.14 (depression), -0.50 (anxiety), -0.35 (anger)

Table 2 (continued)

	Sample and setting	Intervention	Measures	Findings
8. Song et al. 2018	585 Japanese male students (age 21.7 ± 1.6 years).	Pre-post RCT. Half of them walked for 15 min in nature first then city, and the other half did reverse.	POMS and STAI (only trait anxiety items), measured during 2 days	Forest walk decreased depression, anxiety and anger. Effect sizes <i>r</i> comparing post scores of nature city = -0.11 (depression), -0.34 (anxiety), -0.16 (anger)
9. Chun et al. 2017	59 patients with chronic stroke (age 60.8 ± 9.1 years; M = 40, F = 19) in Korea	Pre-post RCT. Thirty in forest, 29 in urban. Forest therapy consisting of meditation, use of five senses and walk for both groups. Urban group stayed in a hotel, while forest group stayed in recreational site.	Beck Depression Inventory (BDI), Hamilton Depression Rating Scale (HAM) and STAI	Depression and anxiety reduced in forest group, while anxiety increased in urban group. Effect sizes <i>r</i> comparing pre-post in forest group = -0.62 (depression; BDI), -0.66 (depression; HAM), -0.51 (anxiety; unclear which anxiety, state or trait, was measured)
10. Guan et al. 2017	69 Chinese university students (M = 26, F = 43)	Pre-post RCT. Two-hour forest walk in birch (M = 9, F = 11), maple (M = 8, F = 15), and oak (M = 9, F = 17).	Anti-anxiety questionnaire (validation information not reported)	Maple forest reduced study anxiety. Birch forest reduced employment pressure the most. Oak forest reduced lesson anxiety.
11. Vujcic et al. 2017	30 Serbian psychiatric patients (age 45.35 ± 10.16; F = 21, M = 9).	Pre-post RCT. Divided into nature therapy (<i>n</i> = 16; M = 11, M = 5) and art therapy (<i>n</i> = 14; F = 10, M = 4). Twelve 1-h forest therapy sessions over 4 months (intervention). 12 1-h therapy sessions at the institute (control)	Depression, Anxiety, and Stress Scale 21	Stress reduced significantly in forest while it did not in control. Effect sizes <i>r</i> comparing pre-post in forest group = -0.50 (depression), -0.54 (anxiety), -0.67 (stress)
12. Yu et al. 2017	128 Taiwanese elders (age 60.0 ± 7.44 years; M = 43, F = 85; 59 with chronic diseases)	Pre-post. Two-hour forest walk focusing on five senses.	POMS and STAI (only state anxiety), measured on same day	Depression, anxiety and anger reduced. Effect sizes <i>r</i> comparing pre-post = -0.29 (depression), -0.43 (anxiety), -0.40 (anger), -0.33 (state anxiety)
13. Han et al. 2016	61 Korean public workers with chronic pain (age M = 39.72 years).	Pre-post experimental non-random. Divided into forest therapy (<i>n</i> = 33; M = 16, F = 17; age 41.6 ± 6.5) and control (<i>n</i> = 28; M = 10, F = 18; age 37.5 ± 8.4). Two 2-h forest therapy sessions for intervention group, and passive control.	BDI and the EuroQol Visual Analog Scale	Depression decreased in intervention (<i>p</i> < 0.001), and in the control group (<i>p</i> < 0.05). Effect sizes <i>r</i> comparing pre-post in forest group = -0.38 (depression)
14. Ochiai et al. 2015	17 Japanese women (62.2 ± 9.4 years)	Pre-post. Five-hour forest therapy session including breathing and walking	POMS (anxiety, fatigue and vigour), measured on same day	Anxiety reduced. Effect sizes <i>r</i> comparing pre-post (based on Fig. 5) = -0.95 (anxiety)
15. Takayama et al. 2014	45 Japanese university male students (age M = 21 years).	Pre-post RCT. Divided into forest and city groups. 15-min walk and 15-min viewing. Crossover next day.	POMS, measured during 2 days	Depression, anxiety and anger decreased. Effect sizes <i>r</i> (based on Figs. 3 and 4) comparing pre-post scores in forest group = -0.18 (depression), -0.21 (anxiety), -0.08 (anger)

Table 2 (continued)

Sample and setting	Intervention	Measures	Findings
16. Horiuchi et al. 2013 48 Japanese adults in total: a: 23 young people (age M = 22 years; M = 11, F = 12), and b: 25 elders (age ≤ 59; M = 10, F = 15) 92 alcoholics (M = 84, F = 8) in Korea	Pre-post. Three-hour forest walk Pre-post RCT. Divided into 9-day forest therapy ($n = 47$; age 44.66 ± 3.90) and passive control groups ($n = 45$; age 45.87 ± 3.85). Forest therapy included walk and meditation.	POMS, measured on same day BDI	Depression, anxiety and anger decreased in both young and old. Young had larger effects. Effect sizes r comparing pre-post scores in total = -0.53 (depression), -0.84 (anxiety), -0.46 (anger) Depression decreased in intervention, while it did not in control. Alcoholics in their 40s received greatest effects. Effect sizes r comparing pre-post in forest group = -0.68 (depression) Anxiety decreased but not depression and anxiety in forest group. Effect sizes r (based on Fig. 5, corrected figure was referred; Lee et al. 2019) = 0.00 (depression), -0.69 (anxiety), 0.00 (anger)
18. Lee et al. 2011 12 Japanese male adults (age 21.2 ± 0.9 years)	Pre-post. Divided into forest and urban groups, who walked and viewed. Crossover	POMS, measured during 3-day intervention	Significant differences between forests and urban in depression, anxiety and anger. Effect sizes r comparing pre-post (based on Fig. 6) = -0.83 (depression), -0.98 (anxiety), -0.45 (anger) Forest was advantageous for mental health. Effect sizes r comparing pre-post = -0.24 (depression), -0.09 (state anxiety)
19. Park et al. 2011 168 Japanese male university students (age, 20.4 ± 4.1 years)	Pre-post RCT. Divided into forest and urban groups: 15-min walk and 15-min viewing. Crossover next day	POMS, measured on same day	Significant differences between forests and urban in depression, anxiety and anger. Effect sizes r comparing pre-post (based on Fig. 6) = -0.83 (depression), -0.98 (anxiety), -0.45 (anger) Forest was advantageous for mental health. Effect sizes r comparing pre-post = -0.24 (depression), -0.09 (state anxiety)
20. Morita et al. 2007 498 volunteers (244 males, 254 females; age 56.2 ± 10.6 years) in Japan	Pre-post after 1–2 h of walking in forest	Multiple Mood Scale-Short Form (depression) and STAI A-State	Significant differences between forests and urban in depression, anxiety and anger. Effect sizes r comparing pre-post (based on Fig. 6) = -0.83 (depression), -0.98 (anxiety), -0.45 (anger) Forest was advantageous for mental health. Effect sizes r comparing pre-post = -0.24 (depression), -0.09 (state anxiety)

Table 3 Included studies organised by mental health measures

Measured outcome (s)	POMS (14) Depression Anxiety Anger	STAI (6) Anxiety	BDI (3) Depression	AAQ (1) Anxiety	DASS (1) Depression Anxiety Stress	EQVAS (1) Depression/ anxiety	HDR (1) Depression	MMS (1) Depression
Furuyashiki et al. 2019	✓*							
Bielinis et al. 2019	✓*							
Song et al. 2019	✓*	✓						
Takayama et al. 2019	✓*							
Bielinis et al. 2018a, b	✓*							
Chen et al. 2018	✓*	✓						
Lee et al. 2018	✓*							
Song et al. 2018	✓*	✓						
Chun et al. 2017		✓*	✓*				✓	
Guan et al. 2017				✓				
Vujcic et al. 2017					✓*			
Yu et al. 2017	✓*	✓						
Han et al. 2016			✓*			✓		
Ochiai et al. 2015	✓*							
Takayama et al. 2014	✓*							
Horiuchi et al. 2013	✓*							
Shin et al. 2012			✓*					
Lee et al. 2011	✓*							
Park et al. 2011	✓*							
Morita et al. 2007		✓*						✓*

POMS = Profile of Mood States; *STAI* = State-Trait Anxiety Inventory; *BDI* = Beck Depression Inventory; *HDR* = Hamilton Depression Rating Scale; *AAQ* = Anti-Anxiety Questionnaire; *EQVAS* = EuroQol Visual Analog Scale; *MMS* = Multiple Mood Scale. * = included in meta-analyses

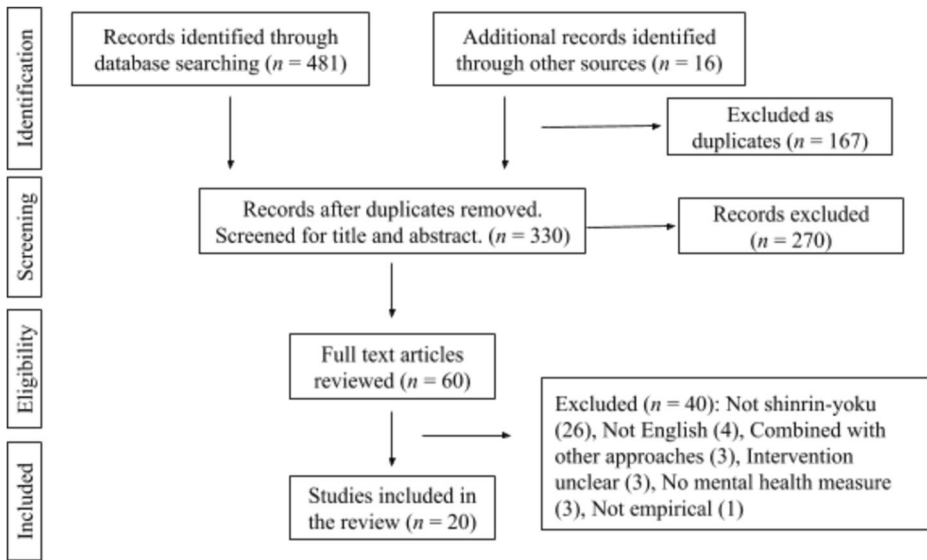


Fig. 1 PRISMA flow diagram of the article selection process

Characteristics of Included Studies

Twenty included studies were relatively recent, the oldest one being published in 2007 (Morita et al.). The majority of the studies were conducted in Asia ($n = 18$; 86%): ten in Japan (Furuyashiki et al. 2019; Horiuchi et al. 2013; Lee et al. 2011; Morita et al. 2007; Ochiai et al. 2015; Park et al. 2011; Song et al. 2018, 2019; Takayama et al. 2014, 2019), four in Korea (Chun et al. 2017; Lee et al. 2018; Han et al. 2016; Shin et al. 2012), two in Taiwan (Chen et al. 2018; Yu et al. 2017) and one in China (Guan et al. 2017). Three studies were conducted in Europe: two in Poland (Bielinis et al. 2018a, b; Bielinis et al. 2019), and one in Serbia (Vujcic et al. 2017) (Table 2). No studies were identified in Africa, Oceania and South and North America. Eight studies were non-randomised trials (Table 5), and twelve were randomised controlled trials (RCT; Table 6). All the non-randomised studies employed a pre-post design; two studies had a comparator condition. Twelve RCTs included six studies using crossover (e.g. a forest group walked in a city, while a city group walked in a forest on the second day; Lee et al. 2011; Park et al. 2011; Song et al. 2018, 2019; Takayama et al. 2014; Takayama et al. 2019), and one study where groups were categorised by different types of trees (Guan et al. 2017). Interventions included walking and meditation, and time duration ranged from 15 min to 9 days. While all studies involved paying attention to the five senses (Table 1 for eligibility criteria), 18 (90%) studies involved walking (Bielinis et al. 2018a, b; Chen et al. 2018; Chun et al. 2017; Furuyashiki et al. 2019; Guan et al. 2017; Han et al. 2016; Horiuchi et al. 2013; Lee et al. 2011; Lee et al. 2018; Morita et al. 2007; Ochiai et al. 2015; Park et al. 2011; Shin et al. 2012; Song et al. 2019; Takayama et al. 2014, 2019; Vujcic et al. 2017; Yu et al. 2017), four (20%) involved meditative activities (Furuyashiki et al. 2019; Lee et al. 2018; Shin et al. 2012; Ochiai et al. 2015) and three (15%) involved recreational activities (Bielinis et al. 2019; Chen et al. 2018; Han et al. 2016).

A total of 2257 participants ($M = 1478$, $F = 779$; age range 18–79 years old) were involved in these included studies, indicating shinrin-yoku's wide applicability. Six studies involved

clinical samples: metabolic syndrome (Lee et al. 2018), chronic stroke (Chun et al. 2017), psychiatric disorders (Vujcic et al. 2017), chronic diseases (Yu et al. 2017), chronic pain (Han et al. 2016) and alcoholism (Shin et al. 2012).

Measures

Table 3 presents all included studies organised by the mental health measures. POMS was frequently used in shinrin-yoku research ($n = 14$); other measures used in more than one paper were the State-Trait Anxiety Inventory (STAI; $n = 6$), and the Beck Depression Inventory (BDI; $n = 3$).

Outcomes

Depression was measured using six scales: POMS, BDI, the Depression Anxiety and Stress Scale (DASS), the EuroQol Visual Analog Scale (EQVAS), the Hamilton Depression Rating Scale (HDR). Anxiety was also measured using six scales: POMS, STAI, the Anti-Anxiety Questionnaire (AAQ), DASS, EQVAS and the Multiple Mood Scale (MMS). Anger was measured using a single scale: POMS.

Meta-analyses

The depression subscales in POMS, DASS21, MMS and BDI were considered for meta-analysis of depression; EQVAS was excluded as it measures depression and anxiety together. Chun, Chang and Lee's study (2017) used HDR and BDI, so HDR was removed because HDR emphasises physical symptoms (Hamilton 1960). The anxiety subscales in POMS, STAI and DASS21 were considered for meta-analysis of anxiety, and the anger subscale in POMS was considered for meta-analysis of anger (* in Table 3). The anxiety score in STAI from Chun et al.'s study (2017) was not included as whether the 20 items used were related to state or trait anxiety was not reported. Likewise, the anxiety score in AAQ (Guan et al. 2017) was not included as whether this scale has been validated was not reported. For studies that employed two anxiety subscales, namely POMS and STAI (Chen et al. 2018; Song et al. 2018, 2019; Yu et al. 2017), POMS was considered as it is more commonly used. The random effects models were used as the included studies included diverse populations; thus, heterogeneity was assumed (mean effect sizes = small, 0.10–0.29; moderate, 0.30–0.49; high, ≥ 0.50 ; Cohen 1992).

First, data from six RCT studies were analysed (Bielinis et al. 2018a, b; Chun et al. 2017; Lee et al. 2011; Shin et al. 2012; Takayama et al. 2014, 2019). Song et al.'s RCT studies (2018, 2019) were excluded as these studies only reported post-intervention scores. Lee et al. (2018) and Guan et al. (2017) were excluded as their RCTs compared different types of forest. Lastly, Vujcic et al. (2017) was excluded as their RCT did not employ a comparable control group.

Second, 16 studies that reported pre-intervention and post-intervention scores were analysed (Bielinis et al. 2018a, b, 2019, Chen et al. 2018, Chun et al. 2017, Furuyashiki et al. 2019, Horiuchi et al. 2013, Lee et al. 2011, 2018, Morita et al. 2007, Ochiai et al. 2015, Park et al. 2011, Shin et al. 2012, Takayama et al. 2014, 2019, Yu et al. 2017, Vujcic et al. 2017).

As significant heterogeneity was identified in each symptom, three moderator analyses (i, ii and iii) and three subgroup analyses (iv, v and vi) were conducted to appraise whether (i) crossover of the two groups, (ii) participants being Asian, (iii) participants being Japanese, (iv) the length of the intervention, (v) gender (female-male ratio) and (vi) age accounted for the variability made difference in the effects. The first moderator (i) crossover was not examined in the 16 pre-post studies, as it was not applicable. Lastly, publication bias was examined. Table 4 summarises the results of our meta-analysis.

Depression in RCT

The total sample size for RCTs measuring depression was 417 (range 12–47) from six studies. Figure 2 shows the forest plot for the meta-analysis with depression in RCT. There was a small mean negative effect size, $g = -2.54$, 95% CI(-3.56, -1.52), which was significant. Heterogeneity of effects was significant ($Q = 38.84$, $p < 0.001$) and inconsistency was high ($I^2 = 87.13\%$); in all studies, the effect was negative—depression decreased more in the forest setting compared to the urban setting.

The three moderators—(i) whether group crossover was done or not ($p = 0.27$), (ii) whether participants were Asian or not ($p = 0.26$) and (iii) whether participants were Japanese or not ($p = 0.27$)—were not significant predictors. In subgroup analyses, the length of the intervention (iv) was a significant predictor of effect size for depression (slope = 0.04, $p = 0.002$). However, the intervention length was not significant ($p = 0.11$) when one extreme value (Shin et al. 2012) was removed. The female-male ratio (v) was not a significant (slope = 0.09, $p = 0.97$), whereas average age (vi) was a significant predictor for depression (slope = 0.04, $p = 0.04$). Possible evidence of publication bias was identified (Appendix 3).

Table 4 Effect sizes (g) and p values for moderators and subgroups in each variable (depression, anxiety and anger)

		Effect size 95% CI	Moderators			Subgroups		
			Crossover	Asian	Japanese	Intervention length	Gender	Age
Depression	RCT ($n = 6$)	$g = -2.54$ (-3.56, -1.52) ^p	0.27	0.26	0.27	0.002*	0.97	0.04
	Pre-Post ($n = 16$)	$g = -1.04$ (-1.47, -0.60) ^p	NA	0.12	0.20	0.24*	0.03*	0.22
Anxiety	RCT ($n = 5$)	$g = -8.81$ (-21.91, 3.57)	0.003	0.007	0.003	0.19	< 0.001	0.20
	Pre-Post ($n = 16$)	$g = -1.83$ (-3.07, -0.58) ^p	NA	< 0.001	< 0.001	0.02*	0.12	0.01*
Anger	RCT ($n = 4$)	$g = -1.63$ (-3.25, -0.01) ^p	0.13	0.13	0.13	NA**	0.47	0.06
	Pre-Post ($n = 12$)	$g = -0.81$ (-1.17, -0.45) ^p	NA	0.46	0.15	< 0.001	< 0.001	< 0.001

*After removing an extreme value, the significance of p value changed. Italicised scores are significant values $p < 0.05$. **All studies had the same length of intervention. ^p Publication bias identified

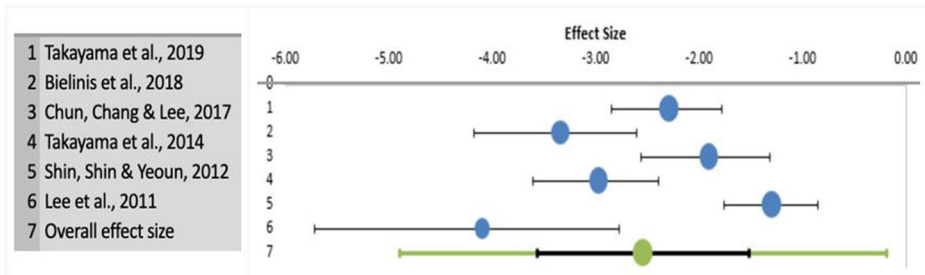


Fig. 2 Effect size for depression in RCT

Depression in Studies Reported Pre-Post Scores

The total sample size for pre-post scores measuring depression was 1449 (range 12–498) from 16 studies. Figure 3 shows the forest plot for the meta-analysis with depression in studies that reported pre-post scores. There was a medium mean negative effect size, $g = -1.04$, 95% CI(-1.47, -0.60), which was significant. Heterogeneity of effects was significant ($Q = 331.57$, $p < 0.001$) and inconsistency was high ($I^2 = 95.48\%$); in all studies, apart from Lee et al. (2011), the effect was negative—depression decreased from pre-shinrin-yoku to post-shinrin-yoku.

The two moderators—(ii) whether participants were Asian or not ($p = 0.12$), and (iii) whether participants were Japanese or not ($p = 0.20$)—were not significant predictors. In subgroup analyses, the length of intervention (iv) was not significant (slope = -0.02, $p = 0.24$); however, after removing an extreme value (Park et al. 2011), it became significant and it was negative; i.e. the longer the intervention, the smaller the effects (slope = -0.03, $p = 0.01$). The female-male ratio (v) was significant (slope = 1.04, $p = 0.03$); however, after removing an extreme value (Park et al. 2011), it became non-significant (slope = 0.58, $p = 0.15$). Lastly, average age (vi) was non-significant (slope = 0.01, $p = 0.22$). Possible evidence of publication bias was identified (Appendix 4).

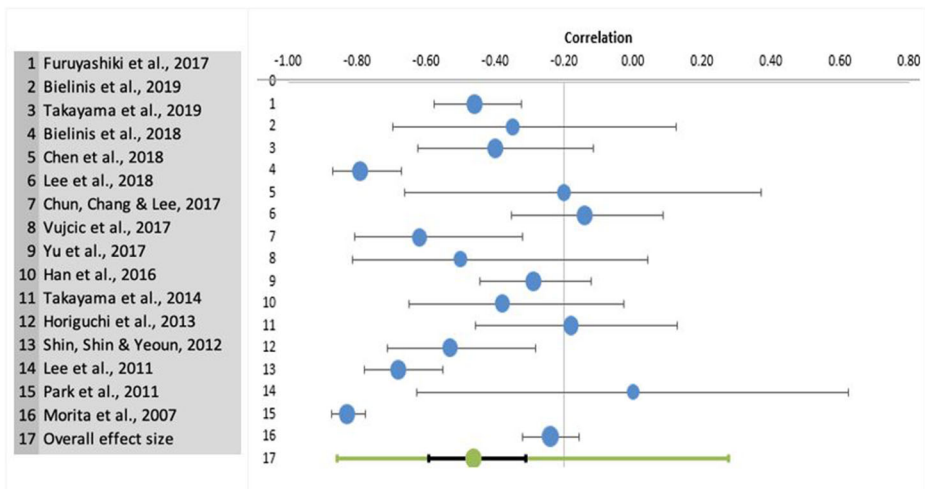


Fig. 3 Effect size for depression in studies reported pre-post scores

Anxiety in RCT

The total sample size for studies measuring anxiety was 327 (range 12–46) from five studies. Figure 4 shows the forest plot for the meta-analysis with anxiety. There was a large mean negative effect size, $g = -8.81$, 95% CI(-21.91, 3.57), which was not significant. Variability across samples was significant ($Q = 125.03$, $p < 0.001$) and high ($I^2 = 96.80\%$).

All moderators—crossover ($p = 0.003$), Asian ($p = 0.007$) and Japanese ($p = 0.003$)—were significant predictors of effect size for anxiety. The length of the intervention (iv) was not a significant predictor (slope = 0.35, $p = 0.19$). Female-male ratio (v) was a significant predictor; i.e. the effects were smaller when there were fewer female participants (slope = -30.84, $p < 0.001$), whereas average age (vi) was not a significant predictor (slope = 0.13, $p = 0.20$). Possible evidence of publication bias was not identified (Appendix 5).

Anxiety in Studies Reported Pre-Post Scores

The total sample size for pre-post scores measuring anxiety was 1371 (range 12–498) from 16 studies. Figure 5 shows the forest plot for the meta-analysis with anxiety in studies that reported pre-post scores. There was a large mean negative effect size, $r = -1.83$, 95% CI(-3.07, -0.58), which was significant. Heterogeneity of effects was significant ($Q = 611.89$, $p < 0.001$) and inconsistency was high ($I^2 = 97.55\%$); in all studies, anxiety decreased from pre-shinrin-yoku to post-shinrin-yoku.

The two moderators—(ii) whether participants were Asian or not ($p = 0.88$), and (iii) whether participants were Japanese or not ($p = 0.75$)—were not significant predictors. In subgroup analyses, (iv) the length of the intervention was significant; i.e. the longer the intervention, the more effects observed (slope = 0.13, $p = 0.02$); however, after removing one extreme value (Park et al. 2011), it was not significant (slope = 0.05, $p = 0.24$). The female-male ratio (v) was not significant (slope = 1.26, $p = 0.12$). Lastly, the average age (vi) was a significant moderator (slope = 0.04, $p = 0.01$); however, after removing an extreme value (Park et al. 2011), it became non-significant (slope = 0.01, $p = 0.52$). Possible evidence of publication bias was identified (Appendix 6).

Anger in RCT

The total sample size for studies measuring anger was 268 (range 12–46) from four studies. Figure 6 shows the forest plot for the meta-analysis with anger. There was a medium mean

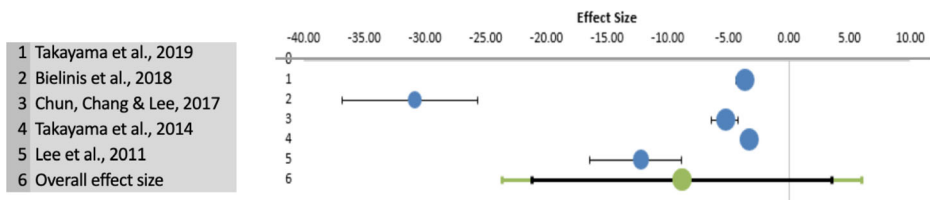


Fig. 4 Effect size for anxiety in RCT

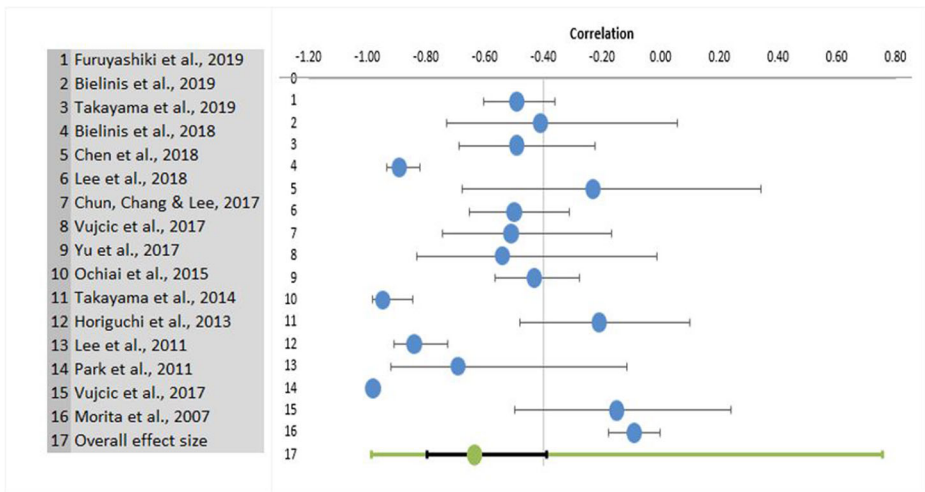


Fig. 5 Effect size for anxiety in studies reported pre-post scores

negative effect size, $g = -1.63$, 95% CI(- 13.25, - 0.01), which was significant. Variability across samples was significant ($Q = 25.52$, $p < 0.001$) and high ($I^2 = 88.25\%$).

For anger, all the three moderators—crossover ($p = 0.13$), Asian ($p = 0.13$) and Japanese ($p = 0.13$)—were not significant predictors. Likewise, the intervention length (data unidentified), female-male ratio (slope = - 1.61, $p = 0.47$) and average age (slope = - 3.40, $p = 0.06$) were not significant. Possible evidence of publication bias was identified (Appendix 7).

Anger in Studies Reported Pre-Post Scores

The total sample size for pre-post scores measuring anger was 1365 (range 12–498) from 12 studies. Figure 7 shows the forest plot for the meta-analysis with anger in studies that reported pre-post scores. There was a medium mean negative effect size, $g = -0.81$, 95% CI(- 1.17, - 0.45), which was significant. Heterogeneity of effects was significant ($Q = 153.52$, $p < 0.001$) and inconsistency was high ($I^2 = 92.83\%$); in all studies, anger decreased from pre-shinrin-yoku to post-shinrin-yoku.

The two moderators—(ii) whether participants were Asian or not ($p = 0.46$), and (iii) whether participants were Japanese or not ($p = 0.15$)—were not significant predictors. In subgroup analyses, all subgroups were significant: the length of the intervention (iv) slope = - 0.13, $p < 0.001$; female-male ratio (v) slope = - 0.65, $p < 0.001$, and average age (vi) slope = - 0.01, $p < 0.001$. Possible evidence of publication bias was identified (Appendix 8).

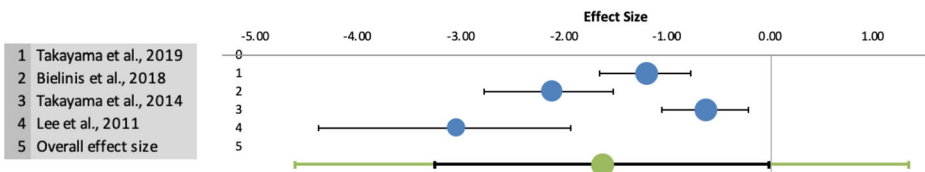


Fig. 6 Effect size for anger in RCT

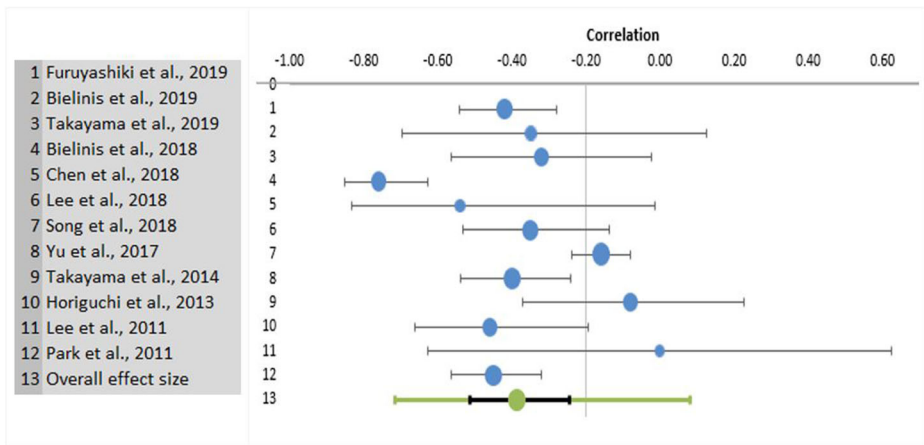


Fig. 7 Effect size for anger in studies reported pre-post scores

Risk of Bias

The risk of bias in the non-randomised studies was deemed to be medium for all eight studies (Bielinis et al. 2019; Chen et al. 2018; Furuyashiki et al. 2019; Han et al. 2016; Horiuchi et al. 2013; Morita et al. 2007; Ochiai et al. 2015; Yu et al. 2017). All of these studies assessed the mental health outcomes before and after shinrin-yoku (for non-clinical samples, participation eligibility of no mental health disorder was reported). None of these eight studies commented on the representativeness of the cohort or conducted follow-up assessments (Table 5).

In the randomised controlled trials, the risk of bias was deemed high to medium: all the studies scored from two (Bielinis et al. 2018a, b) to six (Shin et al. 2012). For the studies that employed crossover (Park et al. 2011; Song et al. 2019; Takayama et al. 2014, 2019), blinding administration and participants were both graded as ‘not applicable (NA)’ as it was impossible for participants to be unaware of the condition they were assigned to at each time. All studies reported the number of participants allocated to different groups, and inclusion criteria apart from Song et al. (2019). The baseline comparability of different groups was reported in seven studies (Chun et al. 2017; Guan et al. 2017; Lee et al. 2011, 2018; Shin et al. 2012; Takayama et al. 2014, 2019), and achieved in seven studies (Chun et al. 2017; Guan et al. 2017; Lee et al. 2011, 2018; Shin et al. 2012; Takayama et al. 2014; Vujcic et al. 2017): Vujcic et al. (2017) did not present demographic details; however, they noted that the gender and diagnosis distribution were equal. Unsurprisingly, given the type of intervention, no study maintained allocation concealment and blinding of assessors, administration and participants; hence, the blinding procedure was poor (Table 6).

Discussion

This systematic review and meta-analysis examined the quality and extent of evidence reported in studies investigating the effects of shinrin-yoku on mental health. Twenty studies (eight non-randomised, and twelve randomised controlled trials), involving 2257 participants, satisfied all of the eligibility criteria for in-depth review and assessment. Shinrin-yoku was deemed to have a greater effect on anxiety, than depression and anger, and the effects on anxiety could be predicted by many of the moderators examined, including the gender and

Table 5 Assessment of quality of studies based on mental health outcome (non-randomised trials)

Assessment of risk of bias for pre-post studies (the Newcastle-Ottawa Scale)		Outcome		Number of stars (0–9)		
Selection	Comparability	Assessment of outcome	Follow-up length			
Author, year	Representativeness of intervention cohort	Selection of non-intervention cohort	Ascertainment of intervention	Demonstrate outcome assessed before intervention	Comparability of cohorts on basis of design (*) or analysis (*)	Adequacy of follow-up
Furuyashiki et al. 2019	*	*	*	*	*	3
Bielinis et al. 2019	*	*	*	*	*(site details described)	4
Chen et al. 2018	*	*	*	*	*(site details described)	4
Yú et al. 2017	*	*	*	*	*(site details described)	4
Han et al. 2016	*	*	*	*	*(site details described)	5
Ochiai et al. 2015	*	*	*	*	*(site details described)	4
Horiuchi et al. 2013	*	*	*	*	*	3
Morita et al. 2007	*	*	*	*	*(4 assessment points)	4

Table 6 Assessment of quality of RCT studies based on mental health outcomes

Quality Assessment Table of Randomised Controlled Trials (Brown et al. 2013)									
Author, year	Randomisation			Baseline comparability		Inclusion criteria specified	Co-interventions identified	Blinding	
	Truly random	Allocation concealment	Number stated	Presented	Achieved			Assessors	Administration
Song et al. 2019			*				NA		NA
Takayama et al. 2019			*	*	*	*	NA		NA
Bielimis et al. 2018a, b			*	*	*	*	NA		
Lee et al. 2018			*	*	*	*	NA		
Song et al. 2018			*	*	*	*	NA		
Chun et al. 2017	*		*	*	*	*	NA		
Guan et al. 2017			*	*	*	*	NA		
Vujcic et al. 2017			*	*	*	*	NA		
Takayama et al. 2014			*	*	*	*	NA		NA
Shin et al. 2012			*	*	*	*	NA		
Lee et al. 2011			*	*	*	*	NA		
Park et al. 2011			*	*	*	*	NA		NA

Quality Assessment Table of Randomised Controlled Trials (Brown et al. 2013)

Author, year	Blinding		Withdrawals		Intention to treat	Other outcomes	Score
	Participants	Procedure assessed	> 80% in final analysis	Reasons stated			
Song et al. 2019	NA		*	*			3/12
Takayama et al. 2019	NA						3/12
Bielimis et al. 2018a, b				*			2/14
Lee et al. 2018				*			5/14
Song et al. 2018			*				3/14

Table 6 (continued)

Author, year	Blinding		Withdrawals > 80% in final analysis	Reasons stated	Intention to treat	Other outcomes	Score
	Participants	Procedure assessed					
Chun et al. 2017							5/14
Guan et al. 2017							4/14
Vujcic et al. 2017							3/14
Takayama et al. 2014	NA						4/12
Shin et al. 2012			*	*			6/13
Lee et al. 2011			*				5/14
Park et al. 2011	NA						2/12

Japanese or Asian participants (greater proportions of females, Japanese or Asian participants were associated with larger effects). Potential publication bias was identified in all analyses apart from RCTs on anxiety. While some studies demonstrated rigorous design and reporting, our conclusions are tempered by a number of weaknesses concerning study design and outcomes. Accordingly, in this discussion, we elucidate a number of areas of improvement.

Shinrin-yoku was reported effective for depression, anxiety, stress and anger in both clinical and non-clinical samples, especially for anxiety. The results reported in the selected studies were in line with relevant theories: spending time in nature increased restoration (Bielinis et al. 2019) aligning with Attention Restoration Theory (Kaplan and Kaplan 1989). Stress was reduced through shinrin-yoku (Vujcic et al. 2017; Morita et al. 2007), supporting Stress Reduction Theory (Ulrich et al. 1991). The role of nature in affect regulation is often overlooked (Korpela et al. 2018), and although not explicitly explored, findings accord with the three emotion regulatory systems model (threat, drive, and soothing; Richardson et al. 2016); being in nature may activate our soothing system, endorsing compassion, safety and connection, protecting our mental health. Psychological constructs relevant to the soothing system such as self-compassion and psychological safety need to be examined in shinrin-yoku research. Further, although likely to activate the pathways to nature connection (Lumber et al. 2017), none of the studies explored the psychological construct of nature connectedness—oneness with nature (Nisbet et al. 2009)—which is positively associated with psychological well-being (Pritchard et al. 2019). Future shinrin-yoku research should also explore nature connectedness.

Although all included studies demonstrated promising results, the risk of bias was deemed medium to high, and potential publication bias was identified in almost all analyses. This may explain why benefits were greater for Japanese and Asian participants: people in a culture that accords with nature's healing effects may receive greater benefits of shinrin-yoku (e.g. Shintoism, perceptions of nature differ cross-culturally; Gierlach et al. 2010). Furthermore, none of the RCTs compared shinrin-yoku with other major therapeutic approaches such as CBT (while there was a study that combined CBT and nature; Kim et al. 2009): shinrin-yoku was only compared with spending time in urban settings (Vujcic et al. 2017 compared with art therapy, not a major approach). Given that being in an urban setting has negative health effects (Lederbogen et al. 2011; Marques and Lima 2011), shinrin-yoku should be compared with other major therapeutic approaches. Indeed, in our RCT meta-analyses, all control/urban groups, apart from depression score in Chun, Chang and Lee's study (2017), reported increases in mean scores. These points suggest the need for shinrin-yoku research in Oceania, Africa and North and South America, and the need to compare shinrin-yoku with other major approaches. Moreover, shinrin-yoku's effects were particularly salient for anxiety, which is the most common mental health problem in the world (Ritchie and Roser 2018), again suggesting more shinrin-yoku research is needed.

Other limitations in shinrin-yoku research included a lack of follow-up assessments and consideration for sample representativeness. A lack of follow-up assessments can compromise the validity of clinical research because whether the effects of shinrin-yoku can last or not remains uncertain (Dettori 2011). The representativeness of the sample was not addressed; therefore, whether the study recruited people who were interested in, and positively interpreted/ reported the effects of shinrin-yoku or not, was not clarified. In the RCTs, randomisation and blinding were not addressed. This may be again related to participants' expectations (Antonelli et al. 2019): revealing the allocation of the group, participants who were interested in shinrin-yoku might have become more susceptible to placebo effects. In addition, many RCTs used a crossover design with no interval (the groups were swapped on the next day), which may violate the accuracy of the results: the impacts of the first intervention need to be washed out

before swapping the groups (Enck and Zipfel 2019). Furthermore, failing to blind the researchers can lead to placebo effects in participants; this may be particularly important when many of the reviewed studies included a prominent shinrin-yoku figure (e.g. Miyazaki, Lee). Finally, the included RCTs did not conduct intention-to-treat analysis and did not clarify whether other outcomes were measured or not. Similar to a previous systematic review (Kamioka et al. 2012), lack of these research items needs to be addressed in the future studies.

Lastly, though we defined that nature-based practice must include integration with nature engaging with five sensory experience to be recognised as shinrin-yoku (Table 1), shinrin-yoku practice included diverse forms: most commonly walking, meditation and recreational activities such as handcrafts. While this indicates high applicability of shinrin-yoku, it could also leave shinrin-yoku practice rather unguided. This may resemble mindfulness, which can be practiced in many ways (Williams and Penman 2011), but its flexibility may make practitioners feel that they were just sitting or sleeping (Bojic and Becerra 2017) and lead to biased reporting (Schumer et al. 2018). As with other alternative approaches, shinrin-yoku can benefit from more guidance in practice, to be more accepted as a reliable clinical approach. Accredited training packages are emerging (e.g. the European Forest Therapy Institute 2019).

While this article offers useful insights, limitations need to be noted. Firstly, unpublished studies, qualitative studies (e.g. Sonntag-Öström et al. 2015) or studies not published in English language were excluded (Appendix 9 for articles in Japanese satisfying the other criteria). Also, some studies examined many variables (Bielinis et al. 2018a, b, 2019; Takayama et al. 2014, 2019); however, the multiple comparisons problem was not addressed. These could exaggerate the effects of shinrin-yoku. Lastly, the included studies were conducted only in two continents. Considering the serious nature of mental health globally, and different views on nature, research in other continents should be conducted.

Conclusion

The twenty studies included reported that shinrin-yoku is effective for mental health, particularly anxiety. Shinrin-yoku can be practiced in 15 min to 9 days, and reduce negative mental health symptoms. While promising results were reported, medium-high risk of bias and publication bias were identified. Some of the key constructs related to mental health (e.g. self-compassion, isolation, nature connectedness) have not been explored in shinrin-yoku research and mechanisms of benefits have not been determined. Additionally, the duration of benefits and how they compare with other established therapeutic approaches need to be examined for shinrin-yoku to be accepted as mainstream intervention.

Compliance with Ethical Standards

Conflict of Interest The authors declare that they have no conflict of interest.

Open Access This article is licensed under a Creative Commons Attribution 4.0 International License, which permits use, sharing, adaptation, distribution and reproduction in any medium or format, as long as you give appropriate credit to the original author(s) and the source, provide a link to the Creative Commons licence, and indicate if changes were made. The images or other third party material in this article are included in the article's Creative Commons licence, unless indicated otherwise in a credit line to the material. If material is not included in the article's Creative Commons licence and your intended use is not permitted by statutory regulation or

exceeds the permitted use, you will need to obtain permission directly from the copyright holder. To view a copy of this licence, visit <http://creativecommons.org/licenses/by/4.0/>.

References

- Antonelli, M., Barbieri, G., & Donelli, D. (2019). Effects of forest bathing (shinrin-yoku) on levels of cortisol as a stress biomarker: a systematic review and meta-analysis. *International Journal of Biometeorology*, *63*, 1117–1134. <https://doi.org/10.1007/s00484-019-01717-x>.
- Bielinis, E., Omelan, A., Boiko, S., & Bielinis, L. (2018a). The restorative effect of staying in a broad-leaved forest on healthy young adults in winter and spring. *Baltic Forestry*, *24*(2), 218–227 Retrieved from <https://www.balticforestry.mi.lt/ojs/index.php/BF/article/view/204>.
- Bielinis, E., Takayama, N., Boiko, S., Omelan, A., & Bielinis, L. (2018b). The effect of winter forest bathing on psychological relaxation of young Polish adults. *Urban Forestry & Urban Greening*, *29*, 276–283. <https://doi.org/10.1016/J.UFUG.2017.12.006>.
- Bielinis, E., Bielinis, L., Krupińska-Szeluga, S., Łukowski, A., Takayama, N., Bielinis, E., et al. (2019). The effects of a short forest recreation program on physiological and psychological relaxation in young Polish adults. *Forests*, *10*(1), 34. <https://doi.org/10.3390/f10010034>.
- Bojic, S., & Becerra, R. (2017). Mindfulness-based treatment for bipolar disorder: a systematic review of the literature. *Europe's Journal of Psychology*, *13*(3), 573–598. <https://doi.org/10.5964/ejop.v13i3.1138>.
- Boland, A., Cherry, M. G., & Dickson, R. (2013). *Doing a systematic review: a student's guide*. London: Sage.
- Bratman, G. N., Hamilton, J. P., Hahn, K. S., Daily, G. C., & Gross, J. J. (2015). Nature experience reduces rumination and subgenual prefrontal cortex activation. *Proceedings of the National Academy of Sciences of the United States of America*, *112*(28), 8567–8572. <https://doi.org/10.1073/pnas.1510459112>.
- Brown, T., Pilkington, G., Bagust, A., Boland, A., Oyee, J., Tudur-Smith, C., Blundell, M., Lai, M., Martin Saborido, C., Greenhalgh, J., Dundar, Y., & Dickson, R. (2013). Clinical effectiveness and cost-effectiveness of first-line chemotherapy for adult patients with locally advanced or metastatic non-small cell lung cancer: a systematic review and economic evaluation. *Health Technology Assessment*, *17*(31), 1–278. <https://doi.org/10.3310/hta17310>.
- Callahan J. L. (2010). Constructing a Manuscript: Distinguishing Integrative Literature Reviews and Conceptual and Theory Articles. *Human Resource Development Review*, *9*(3), 300–304. <https://doi.org/10.1177/1534484310371492>.
- Chen, H.-T., Yu, C.-P., Lee, H.-Y., Chen, H.-T., Yu, C.-P., & Lee, H.-Y. (2018). The effects of forest bathing on stress recovery: evidence from middle-aged females of Taiwan. *Forests*, *9*(7), 403. <https://doi.org/10.3390/f9070403>.
- Chun, M. H., Chang, M. C., & Lee, S.-J. (2017). The effects of forest therapy on depression and anxiety in patients with chronic stroke. *International Journal of Neuroscience*, *127*(3), 199–203. <https://doi.org/10.3109/00207454.2016.1170015>.
- Cohen, J. (1992). A power primer. *Psychological Bulletin*, *112*, 155–159.
- Department of Health. (2011). *No health without mental health A cross-government mental health outcomes strategy for people of all ages*. London: Retrieved from www.dh.gov.uk/mentalhealthstrategy.
- Dettori, J. (2011). Loss to follow-up. *Evidence-Based Spine-Care Journal* *2*(01), 7–10. <https://doi.org/10.1055/s-0030-1267080>.
- Enck, P., & Zipfel, S. (2019). Placebo effects in psychotherapy: a framework. *Frontiers in Psychiatry*, *10*. <https://doi.org/10.3389/fpsy.2019.00456>.
- European Forest Therapy Institute. (2019). *Become a guide*. Retrieved from <https://www.europeanforesttherapyinstitute.com/become-a-guide/>
- Farmer, P., & Dyer, J. (2016). *The five year forward view for mental health*. London: The Mental Health Taskforce.
- Farrow, M. R., & Washburn K. (2019). A Review of Field Experiments on the Effect of Forest Bathing on Anxiety and Heart Rate Variability. *Global Advances in Health and Medicine*, *8*(3), 216495611984865. <https://doi.org/10.1177/2164956119848654>.
- Forest Therapy Society (2005). *What is Forest Therapy? [Shinrin Serapi- toha]* Retrieved from <https://www.fo-society.jp/therapy/index.html>
- Furuyashiki, A., Tabuchi, K., Norikoshi, K., Kobayashi, T., & Oriyama, S. (2019). A comparative study of the physiological and psychological effects of forest bathing (Shinrin-yoku) on working age people with and without depressive tendencies. *Environmental Health and Preventive Medicine*, *24*(46), 46. <https://doi.org/10.1186/s12199-019-0800-1>.
- Gierlach, E., Belsher, B. E., & Beutler, L. E. (2010). Cross-cultural differences in risk perceptions of disasters. *Risk Analysis*, *30*(10), 1539–1549. <https://doi.org/10.1111/j.1539-6924.2010.01451.x>.

- Gilbert, P. (2014). The origins and nature of compassion focused therapy. *British Journal of Clinical Psychology*, 53(1), 6–41. <https://doi.org/10.1111/bjc.12043>.
- Gross, J. J. (2013). Emotion regulation: taking stock and moving forward. *Emotion*, 13(3), 359–365. <https://doi.org/10.1037/a0032135>.
- Guan, H., Wei, H., He, X., Ren, Z., & An, B. (2017). The tree-species-specific effect of forest bathing on perceived anxiety alleviation of young-adults in urban forests. *Annals of Forest Research*, 0(0), 327–341. <https://doi.org/10.15287/afri.2017.897>
- Hamilton, M. (1960). A rating scale for depression. *Journal of Neurology, Neurosurgery, and Psychiatry*, 23, 56–62.
- Han, J.-W., Choi, H., Jeon, Y.-H., Yoon, C.-H., Woo, J.-M., & Kim, W. (2016). The effects of forest therapy on coping with chronic widespread pain: physiological and psychological differences between participants in a forest therapy program and a control group. *International Journal of Environmental Research and Public Health*, 13(3). <https://doi.org/10.3390/ijerph13030255>.
- Hansen, M. M., Jones, R., & Tocchini, K. (2017). Shinrin-Yoku (forest bathing) and nature therapy: a state-of-the-art review. *International Journal of Environmental Research and Public Health*, 14(8). <https://doi.org/10.3390/ijerph14080851>.
- Hewlett, E. (2014). Making mental health count. *Focus on Mental Health*. <https://doi.org/10.1787/9789264124523-en>.
- Horiuchi, M., Endo, J., Akatsuka, S., Uno, T., Hasegawa, T., & Seko, Y. (2013). Influence of forest walking on blood pressure, profile of mood states and stress markers from the viewpoint of aging. *Journal of Aging and Gerontology*. <https://doi.org/10.12974/2309-6128.2013.01.01.2>.
- Hunter, M. R., Gillespie, B. W., & Chen, S. Y.-P. (2019). Urban nature experiences reduce stress in the context of daily life based on salivary biomarkers. *Frontiers in Psychology*, 10, 722. <https://doi.org/10.3389/fpsyg.2019.00722>.
- James, P., Hart, J. E., Banay, R. F., & Laden, F. (2016). Exposure to greenness and mortality in a nationwide prospective cohort study of women. *Environmental Health Perspectives*, 124(9), 1344–1352. <https://doi.org/10.1289/ehp.1510363>.
- Kamioka, H., Tsutani, K., Mutoh, Y., Honda, T., Shiozawa, N., Park, S., et al. (2012). A systematic review of randomized controlled trials on curative and health enhancement effects of forest therapy. *Psychology Research and Behavior Management*, 5, 85. <https://doi.org/10.2147/PRBM.S32402>.
- Kaplan, R., & Kaplan, S. (1989). *The experience of nature :a psychological perspective*. Cambridge University Press.
- Kim, W., Lim, S. K., Chung, E. J., & Woo, J. M. (2009). The effect of cognitive behavior therapy-based psychotherapy applied in a forest environment on physiological changes and remission of major depressive disorder. *Psychiatry Investigation*, 6(4), 245–254. <https://doi.org/10.4306/pi.2009.6.4.245>.
- Klassen, T. P., Jadad, A. R., & Moher, D. (1998). Guides for reading and interpreting systematic reviews: I. getting started. *Archives of Pediatrics & Adolescent Medicine*, 152(7), 700–704. <https://doi.org/10.1001/ARCHPEDI.152.7.700>.
- Korpela, K., Nummi, T., Lipiäinen, L., De Bloom, J., Sianoja, M., Pasanen, T., & Kinnunen, U. (2018). Nature exposure predicts well-being trajectory groups among employees across two years. *Journal of Environmental Psychology*, 52, 81–91. <https://doi.org/10.1016/j.jenvp.2017.06.002>.
- Lederbogen, F., Kirsch, P., Haddad, L., Streit, F., Tostet, H., et al. (2011). City living and urban upbringing affect neural social stress processing in humans. *Nature*, 474, 498–501. <https://doi.org/10.1038/nature10190>.
- Lee, J., Park, B.-J., Tsunetsugu, Y., Ohira, T., Kagawa, T., & Miyazaki, Y. (2011). Effect of forest bathing on physiological and psychological responses in young Japanese male subjects. *Public Health*, 125(2), 93–100. <https://doi.org/10.1016/j.puhe.2010.09.005>.
- Lee, K. J., Hur, J., Yang, K.-S., Lee, M.-K., & Lee, S.-J. (2018). Acute biophysical responses and psychological effects of different types of forests in patients with metabolic syndrome. *Environment and Behavior*, 50(3), 298–323. <https://doi.org/10.1177/0013916517700957>.
- Lee, J., Park, B.-J., Tsunetsugu, Y., Ohira, T., Kagawa, T., & Miyazaki, Y. (2019). Corrigendum to “Effect of forest bathing on physiological and psychological responses in young Japanese male subjects” [Public Health 125 (2) (February 2011), 93–100]. *Public Health*, 169, 201. <https://doi.org/10.1016/j.puhe.2019.03.002>.
- Li, Q. (2010). Effect of forest bathing trips on human immune function. *Environmental Health and Preventive Medicine*, 15(1), 9–17. <https://doi.org/10.1007/s12199-008-0068-3>.
- Lumber, R., Richardson, M., & Sheffield, D. (2017). Beyond knowing nature: contact, emotion, compassion, meaning, and beauty are pathways to nature connection. *PLoS One*, 12(5), e0177186. <https://doi.org/10.1371/journal.pone.0177186>.
- Marques, S., & Lima, M. L. (2011). Living in grey areas: industrial activity and psychological health. *Journal of Environmental Psychology*, 31(4), 314–322. <https://doi.org/10.1016/j.jenvp.2010.12.002>.
- Marquez, P. V., & Saxena, S. (2016). Making mental health a global priority. *Cerebrum: The Dana Forum on Brain Science*, 2016. Retrieved from <http://www.ncbi.nlm.nih.gov/pubmed/28058091>.

- Martin, L., White, M. P., Hunt, A., Richardson, M., Pahl, S., & Burt, J. (2020). Nature contact, nature connectedness and associations with health, wellbeing and pro-environmental behaviours. *Journal of Environmental Psychology*, *68*, 101389. <https://doi.org/10.1016/j.jenvp.2020.101389>.
- Mental Health Foundation. (2016). *Fundamental facts about mental health 2016*. London: Author.
- Ministry of Health, Labour and Welfare. (2004). *Revolutional vision for mental health medical welfare [Seishinhokeniryōfukushi no bijon]*. Tokyo. Retrieved from <https://www.mhlw.go.jp/kokoro/nation/vision.html>
- Miyazaki, Y. (2018). Shinrin-yoku: the Japanese way of forest bathing for health and relaxation.
- Moher, D., Liberati, A., Tetzlaff, J., Altman, D. G., & Group, T. P. (2009). Preferred reporting items for systematic reviews and meta-analyses: The PRISMA statement. *PLoS Medicine*, *6*(7), e1000097. <https://doi.org/10.1371/journal.pmed.1000097>.
- Morita, E., Fukuda, S., Nagano, J., Hamajima, N., Yamamoto, H., Iwai, Y., Nakashima, T., Ohira, H., & Shirakawa, T. (2007). Psychological effects of forest environments on healthy adults: Shinrin-yoku (forest-air bathing, walking) as a possible method of stress reduction. *Public Health*, *121*(1), 54–63. <https://doi.org/10.1016/j.puhe.2006.05.024>.
- Nisbet, E. K., Zelenski, J. M., & Murphy, S. A. (2009). The nature relatedness scale. *Environment and Behavior*, *41*(5), 715–740. <https://doi.org/10.1177/0013916508318748>.
- Ochiai, H., Ikei, H., Song, C., Kobayashi, M., Miura, T., Kagawa, T., Li, Q., Kumeda, S., Imai, M., & Miyazaki, Y. (2015). Physiological and psychological effects of a forest therapy program on middle-aged females. *International Journal of Environmental Research and Public Health*, *12*(12), 15222–15232. <https://doi.org/10.3390/ijerph121214984>.
- Park, B.-J., Furuya, K., Kasetani, T., Takayama, N., Kagawa, T., & Miyazaki, Y. (2011). Relationship between psychological responses and physical environments in forest settings. *Landscape and Urban Planning*, *102*(1), 24–32. <https://doi.org/10.1016/j.landurbplan.2011.03.005>.
- Park, B.-J., Tsunetsugu, Y., Lee, J., Kagawa, T., & Miyazaki, Y. (2012). Effect of the forest environment on physiological relaxation—the results of field tests at 35 sites throughout Japan. In Q. Li (Ed.), *Forest Medicine* (pp. 55–65). New York: Nova Science Publishers.
- Patel, V. (2007). Mental health in low- and middle-income countries. *British Medical Bulletin*, *81–82*(1), 81–96. <https://doi.org/10.1093/bmb/ldm010>.
- Payne, M., & Delphinus, E. (2019). The most natural of natural therapies: a review of the health benefits derived from Shinrin-Yoku (forest bathing). *Advances in Integrative Medicine*, *6*, S109–S110. <https://doi.org/10.1016/j.aimed.2019.03.316>.
- Piff, P. K., Dietze, P., Feinberg, M., Stancato, D. M., & Keltner, D. (2015). *Awe, the small self, and prosocial behavior*. <https://doi.org/10.1037/pspi0000018>.
- Pritchard, A., Richardson, M., Sheffield, D., & McEwan, K. (2019). The relationship between nature connectedness and Eudaimonic well-being: a meta-analysis. *Journal of Happiness Studies*, *21*, 1–23. <https://doi.org/10.1007/s10902-019-00118-6>.
- Richardson, M., McEwan, K., Maratos, F., & Sheffield, D. (2016). Joy and calm: how an evolutionary functional model of affect regulation informs positive emotions in nature. *Evolutionary Psychological Science*, *2*(4), 308–320. <https://doi.org/10.1007/s40806-016-0065-5>.
- Ritchie, H. & Roser, M. (2018). *Mental health*. Retrieved from <https://ourworldindata.org/mental-health>.
- Rojon, C., McDowall, A., & Saunders, M. N. K. (2011). On the experience of conducting a systematic review in industrial, work, and organizational psychology. *Journal of Personnel Psychology*, *10*(3), 133–138. <https://doi.org/10.1027/1866-5888/a000041>.
- Sackett, D., Richardson, W. S., Rosenburg, W., & Haynes, R. B. (1997). *How to practice and teach evidence based medicine* (2nd ed.). London: Churchill Livingstone.
- Schumer, M. C., Lindsay, E. K., & Creswell, J. D. (2018). Brief mindfulness training for negative affectivity: a systematic review and meta-analysis. *Journal of Consulting and Clinical Psychology*, *86*(7), 569–583. <https://doi.org/10.1037/ccp0000324>.
- Shanahan, D. F., Bush, R., Gaston, K. J., Lin, B. B., Dean, J., Barber, E., & Fuller, R. A. (2016). Health benefits from nature experiences depend on dose. *Scientific Reports*, *6*(1), 28551. <https://doi.org/10.1038/srep28551>.
- Shin, W. S., Shin, C. S., & Yeoun, P. S. (2012). The influence of forest therapy camp on depression in alcoholics. *Environmental Health and Preventive Medicine*, *17*(1), 73–76. <https://doi.org/10.1007/s12199-011-0215-0>.
- Song, C., Ikei, H., Park, B.-J., Lee, J., Kagawa, T., & Miyazaki, Y. (2018). Psychological benefits of walking through forest areas. *International Journal of Environmental Research and Public Health*, *15*(12), 2804. <https://doi.org/10.3390/ijerph15122804>.
- Song, C., Ikei, H., Kagawa, T., & Miyazaki, Y. (2019). Effects of walking in a forest on young women. *International Journal of Environmental Research and Public Health*, *16*(2). <https://doi.org/10.3390/ijerph16020229>.
- Sonntag-Öström, E., Stenlund, T., Nordin, M., Lundell, Y., Ahlgren, C., Fjellman-Wiklund, A., Järholm, L. S., & Dolling, A. (2015). ‘Nature’s effect on my mind’ – patient’s qualitative experiences of a forest-based

- rehabilitation programme. *Urban Forestry and Urban Greening*, 14, 607–614. <https://doi.org/10.1016/j.ufug.2015.06.002>.
- Takayama, N., Korpela, K., Lee, J., Morikawa, T., Tsunetsugu, Y., Park, B.-J., Li, Q., Tyrväinen, L., Miyazaki, Y., & Kagawa, T. (2014). Emotional, restorative and vitalizing effects of forest and urban environments at four sites in Japan. *International Journal of Environmental Research and Public Health*, 11(7), 7207–7230. <https://doi.org/10.3390/IJERPH110707207>.
- Takayama, N., Morikawa, T., Bielinis, E., Takayama, N., Morikawa, T., & Bielinis, E. (2019). Relation between psychological restorativeness and lifestyle, quality of life, resilience, and stress-coping in forest settings. *International Journal of Environmental Research and Public Health*, 16(8), 1456. <https://doi.org/10.3390/ijerph16081456>.
- Ulrich, R. S., Simons, R. F., Losito, B. D., Fiorito, E., Miles, M. A., & Zelson, M. (1991). Stress recovery during exposure to natural and urban environments. *Journal of Environmental Psychology*, 11(3), 201–230. [https://doi.org/10.1016/S0272-4944\(05\)80184-7](https://doi.org/10.1016/S0272-4944(05)80184-7).
- Van Rhee, H. J., Suurmond, R., & Hak, T. (2015). *User manual for meta-essentials: workbooks for meta-analysis (version 1.0)*. Rotterdam: Erasmus Research Institute of Management <http://www.erim.eur.nl/research-support/meta-essentials>.
- Vujcic, M., Tomicic-Dubljevic, J., Grbic, M., Lecic-Tosevski, D., Vukovic, O., & Toskovic, O. (2017). Nature based solution for improving mental health and well-being in urban areas. *Environmental Research*, 158, 385–392. <https://doi.org/10.1016/j.envres.2017.06.030>.
- Walsh, L., Wolk, C., Haimes, E., Jensen-Doss, A., & Beidas, R. (2018). The relationship between anger and anxiety symptoms in youth with anxiety disorders. *Journal of Child and Adolescent Counseling*, 4(2), 117–133. <https://doi.org/10.1080/23727810.2017.1381930>.
- Wells, G. A., Shea, B., O'Connell, D., Peterson, J., Welch, V., Losos, M., & Tugwell, P. (2000). *The Newcastle-Ottawa Scale (NOS) for assessing the quality of nonrandomised studies in meta-analyses*. Retrieved, 15 June 2017, from http://www.ohri.ca/programs/clinical_epidemiology/oxford.asp
- Williams, F. (2016). This is your brain on nature. Retrieved July 13, 2019, from <https://www.nationalgeographic.com/magazine/2016/01/call-to-wild/>
- Williams, M., & Penman, D. (2011). *Mindfulness: a practical guide to finding peace in a frantic world*. London: Piatkus.
- World Health Organization. (2002). *Nations for mental health final report*. Geneva: Retrieved from https://www.who.int/mental_health/media/en/400.pdf.
- World Health Organization. (2013). Mental health action plan 2013–2020. World Health Organization. Retrieved from https://www.who.int/mental_health/publications/action_plan/en/
- Yu, C.-P., Lin, C.-M., Tsai, M.-J., Tsai, Y.-C., & Chen, C.-Y. (2017). Effects of short forest bathing program on autonomic nervous system activity and mood states in middle-aged and elderly individuals. *International Journal of Environmental Research and Public Health*, 14(8), 897. <https://doi.org/10.3390/ijerph14080897>.

Publisher's Note Springer Nature remains neutral with regard to jurisdictional claims in published maps and institutional affiliations.