



Trackwrestling Quick Reference Guide

Table of Contents

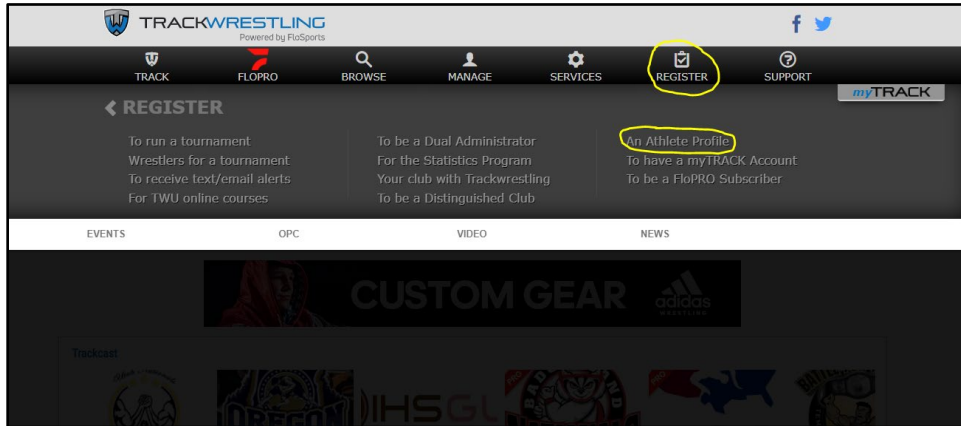
Create a Trackwrestling Profile	2
Logging into Trackwrestling	2
Finding an event.....	2
Finding a profile	3
Registering for an event.....	5
Direct Link to Event:.....	5
Search for an Event:.....	6



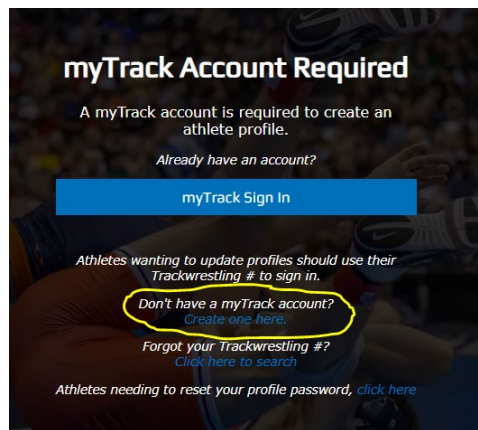
Trackwrestling Quick Reference Guide

Create a Trackwrestling Profile

- 1) Go to <https://www.trackwrestling.com>
- 2) Click on “Register” and then click on “An Athlete Profile”



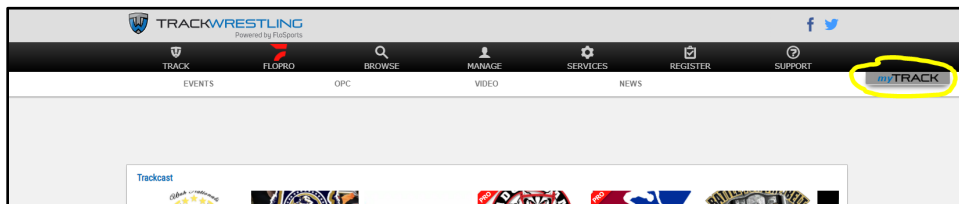
- 3) Under “Don't have a myTrack account?” click “Create one here”.



- 4) Fill in the information on subsequent screens to create a profile for your wrestler.

Logging into Trackwrestling

- 1) Go to <https://www.trackwrestling.com>
- 2) Click on “myTrack”

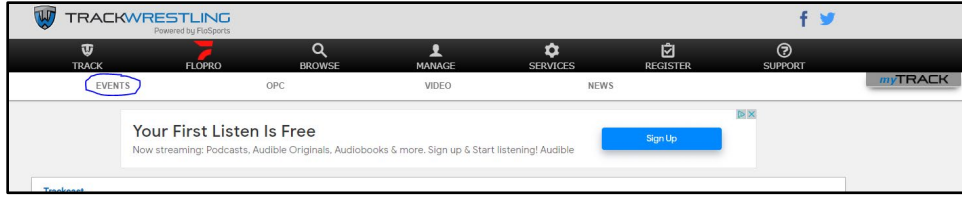


Finding an event

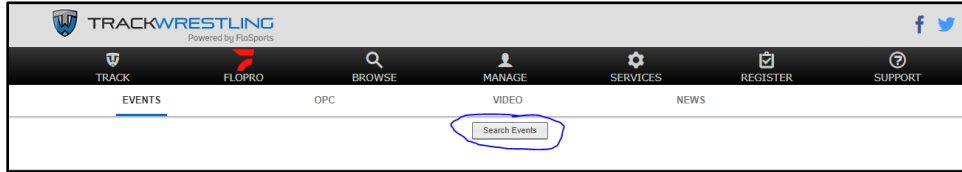
- 1) Go to <https://www.trackwrestling.com>
- 2) Click on “Events”



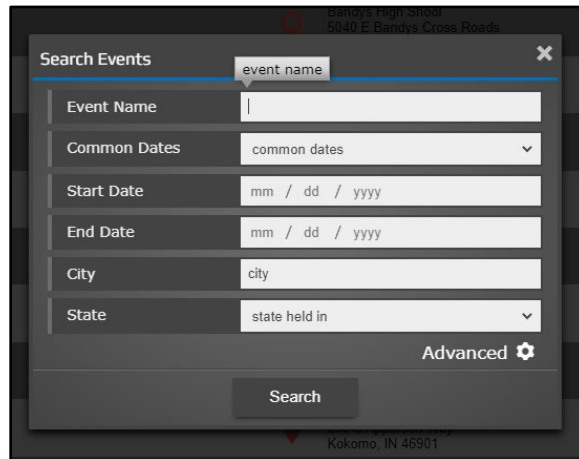
Trackwrestling Quick Reference Guide



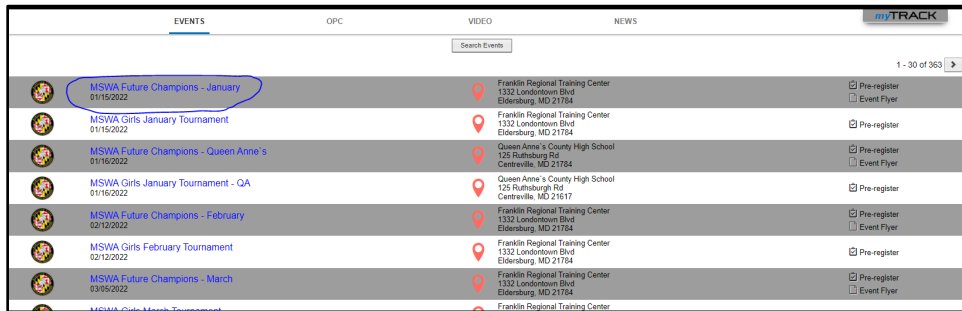
3) Click on the “Search Events” button



4) Enter search criteria and click “Search”



5) Click on the event you'd like to view



Finding a profile

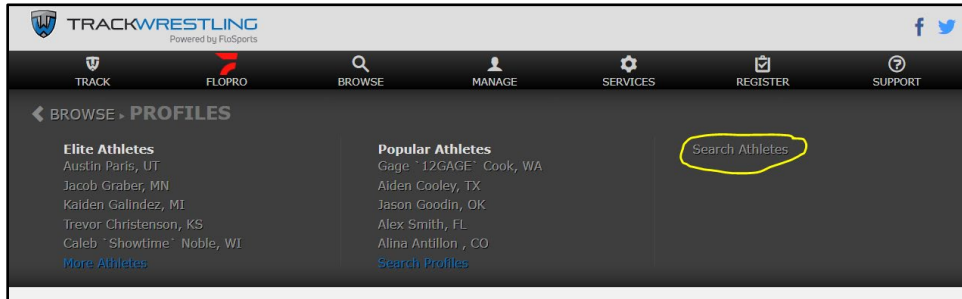
- 1) Go to <https://www.trackwrestling.com>
- 2) Click on “Browse” and then click on “Profiles”



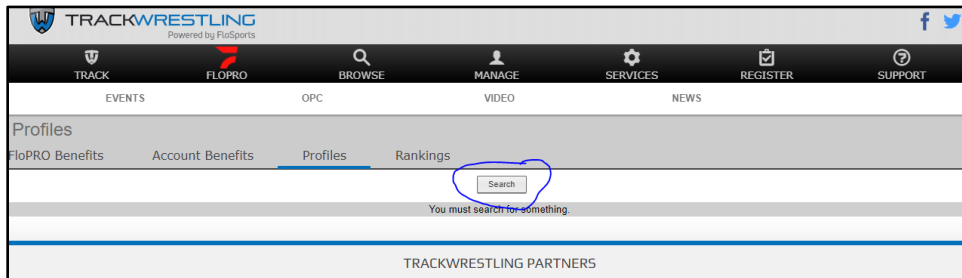
Trackwrestling Quick Reference Guide



3) Click on “Search Athletes”



4) Click on the “Search” button



5) Enter search criteria and click “Search”

Trackwrestling #	<input type="text"/>	
Name	<input type="text" value="first"/>	<input type="text" value="last"/>
Team	<input type="text"/>	
Hometown	<input type="text"/>	
<input type="button" value="Search"/>		

6) Click on the profile you'd like to see



Trackwrestling Quick Reference Guide

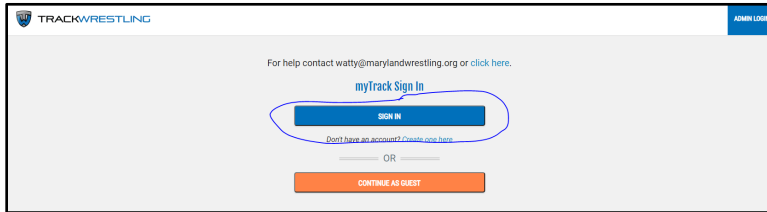
TW #	Name	Team	Hometown
744543009	Cael Sanderson	Nittany Lion Wrestling Club	State College
1577548009	Cael Sanderson	WorldBeaters	Grappletown

Registering for an event

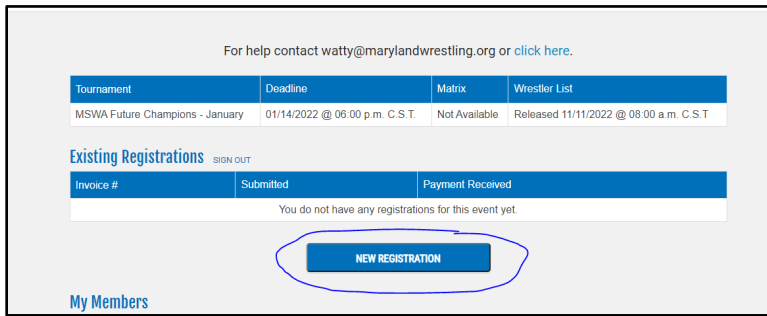
Direct Link to Event:

If you have a direct link for the event you'd like to register for:

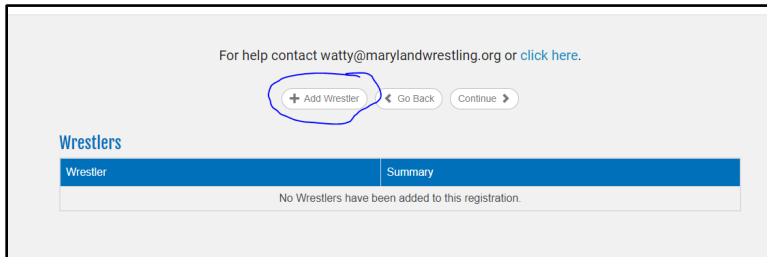
- Copy and paste the URL into a web browser.
- Sign into Trackwrestling



- Click on "New Registration" button



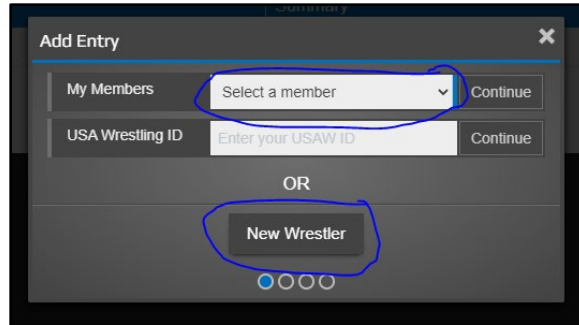
- Click "Add Wrestler"



- Select your wrestler from the drop-down list or add a new wrestler



Trackwrestling Quick Reference Guide

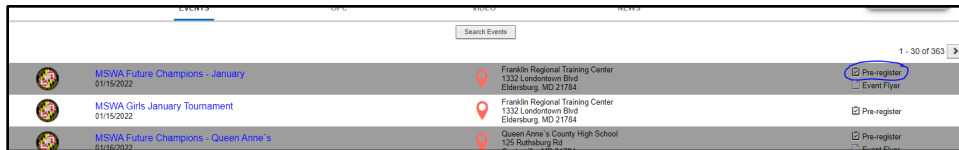


- f. Click through subsequent screens and ensure information is correct.
- g. Add more wrestlers to your registration as needed.
- h. Finalize registration by checking out and paying for the event.

Search for an Event:

If you need to search for the event you'd like to register for:

- i. [Search for an event.](#)
- j. Click on the "Pre-Register" link for the event.



- k. [Follow directions above to register for the event.](#)