



MAVERICKS

USA WRESTLING QUICK
REFERENCE GUIDE

USA Wrestling Quick Reference Guide

Table of Contents

Creating a USA Wrestling account	2
Creating an athlete profile	3
Purchasing a membership (“card”) for your athlete	6
Limited Folkstyle Athlete Membership	6
Full Athlete Membership	7
Verifying your athlete’s USAW membership	7
Uploading a picture of your athlete	8
Adding Mavericks Wrestling as your club	8
Accepting a pending affiliation request from Mavericks Wrestling	9
Printing your USAW Card	10
Renewing a USAW Membership	10

USA Wrestling Quick Reference Guide

Creating a USA Wrestling account

A parent/guardian must create a USA Wrestling (USAW) account to purchase USAW memberships for minor athletes. To do so, visit www.usawmembership.com and click on the "Create Free Account" button.

Welcome

Create your Account and begin using the USA Wrestling Membership System.

- Claim/Create your Profiles
- Join USA Wrestling as an Athlete, Coach, or Official
- Charter your Club
- Sanction your Events
- USA Wrestling Event Tickets
- Make Donations

CREATE FREE ACCOUNT

USA WRESTLING

E-Mail Address

Password

Remember Me

[Forgot Your Password?](#)

[Need Help/FAQ?](#)

LOGIN

It is important that the parent/guardian fill in the following screen with his/her data and not the personal data of the minor wrestler.

USA Wrestling Quick Reference Guide

Create your account

Create your Account and begin using the USA Wrestling Membership System.

Once created be sure to take advantage of the following.

- Claim/Create your Profiles
- Join USA Wrestling as an Athlete, Coach, or Official
- Charter your Club
- Sanction your Events

BACK

Create Account

First Name

Last Name

Date of Birth ?

You must be 13 years of age or older to create an account.

State


E-Mail Address

Password


Confirm Password

CREATE FREE ACCOUNT

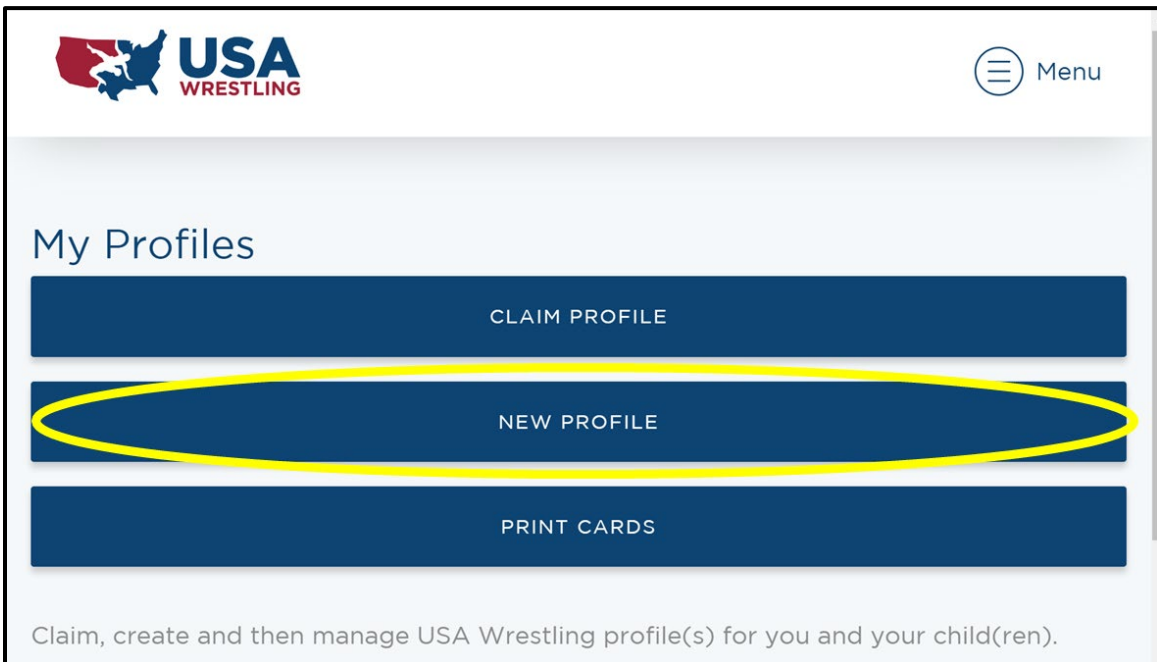
Creating an athlete profile

Now that you have created a USAW account, you must create profile(s) for your athlete(s). Once you are logged into www.usawmembership.com, click on Manage  Profiles.

USA Wrestling Quick Reference Guide



On the next screen, click on the “New Profile” button.




On the next screen, fill out the form with your wrestler’s data, check the items you wish to subscribe to (if any), and click the “Create Profile” button.

USA Wrestling Quick Reference Guide

Personal Details

First Name

Last Name

Date of Birth 

E-Mail Address

Cell Phone

Home Phone

Address Line 1

Address Line 2

City

State

USA Wrestling Communications

- Send me USAW Newsletters
- Send me USAW Breaking News
- Send me USAW Membership Information
- Send me USAW Event Information
- Send me USAW Sponsors Offers
- Send me USA Wrestler magazine and other mailings
- Send me State Association news and/or announcements

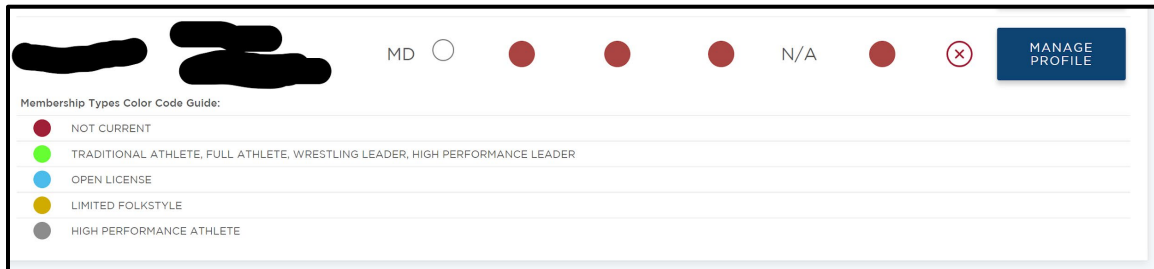
USA Wrestling Quick Reference Guide

Purchasing a membership (“card”) for your athlete

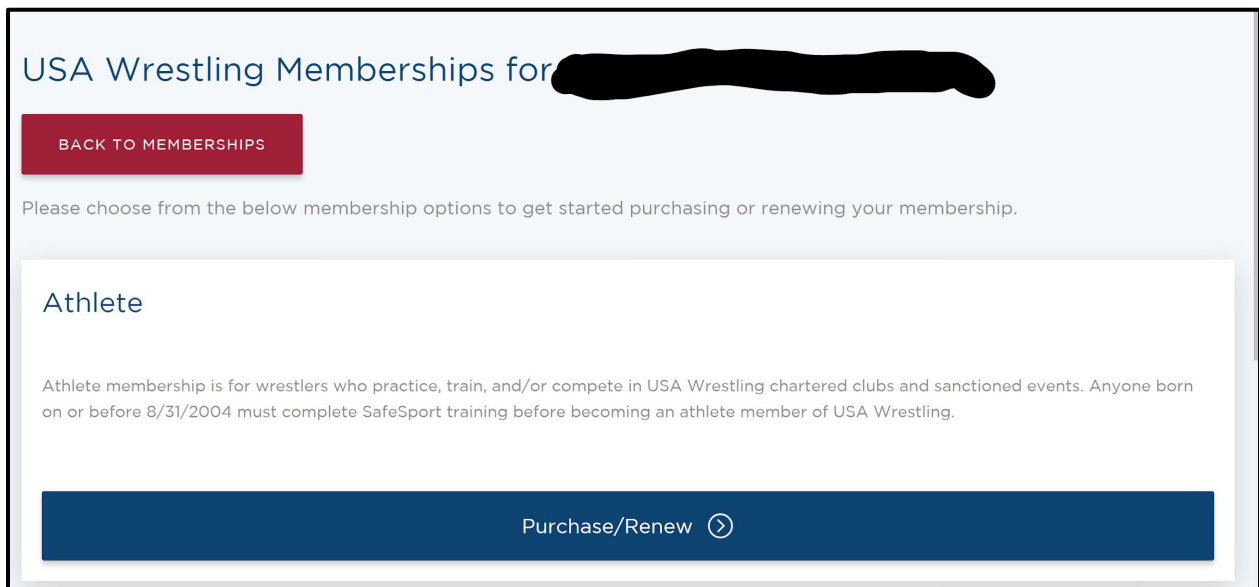
After creating a profile for your wrestler, it is time to purchase an athlete membership for them (also known as a “USAW card”).

NOTE: USAW memberships are good from September 1st to August 31st. That means you must renew your USAW membership every year on/about 9/1.

Click on Manage Profiles. On the next screen, you should see your athlete and colored circles to the right of their name. The colors signify the types of memberships your wrestler currently has. A red circle means your wrestler does not have a membership or that their membership has expired.



From this screen, to purchase a membership for your athlete, click on the “Manage Profile” button to the right of the colored circles. On the next screen, scroll down to the “Athlete” box and click on “Purchase/Renew”.



The next screen will present you with the membership options available for your athlete.

Limited Folkstyle Athlete Membership

A Limited Folkstyle Athlete Membership is valid year-round, but is ONLY valid for Folkstyle practices and/or events. This card is valid for pre-season, regular season, and summer season wrestling at Mavericks. **This membership is NOT valid for Freestyle and/or Greco-Roman wrestling (Spring Season).** If your wrestler has a Limited Folkstyle Athlete Membership and decides to wrestle Freestyle


USA Wrestling Quick Reference Guide

and/or Greco-Roman, you MUST log into the USAW Membership system and upgrade their membership to “Full Athlete Membership”.

Available Athlete Membership Option(s)

Available Memberships

\$20.00 - Athlete - Limited Folkstyle Athlete Membership

 Please include optional plastic membership card for \$12 to be mailed by USA Wrestling.

I acknowledge that my plastic membership card will only be printed once there is an approved picture in the profile. Please allow up to 2 weeks for delivery once the profile picture is approved.


Full Athlete Membership

A Full Athlete Membership is valid year-round and is valid for all styles of wrestling.

Available Athlete Membership Option(s)

Available Memberships

\$50.00 - Athlete - Full Athlete Membership

 Please include optional plastic membership card for \$12 to be mailed by USA Wrestling.

I acknowledge that my plastic membership card will only be printed once there is an approved picture in the profile. Please allow up to 2 weeks for delivery once the profile picture is approved.

After you select the membership type for your wrestler, scroll down, check the acknowledgement box, and click either add more memberships (for additional athletes) or checkout.

By Checking This Box I Am Saying That I Have Carefully Read And Fully Understand All Provisions Of This Waiver And Am Saying That I Am The Parent Or Legal Guardian Of The Minor Named Above. I Have The Legal Right To Consent To And Hereby Consent To The Terms And Conditions Of This Waiver And Release On Behalf Of Myself, My Child, And Our Respective Heirs, Assigns, And Personal Representatives. [USA Wrestling Athlete Member Agreement](#)

SAVE & ADD MORE MEMBERSHIPS SAVE & CONTINUE TO CHECKOUT

BACK TO MEMBERSHIP SELECTION

Verifying your athlete’s USAW membership

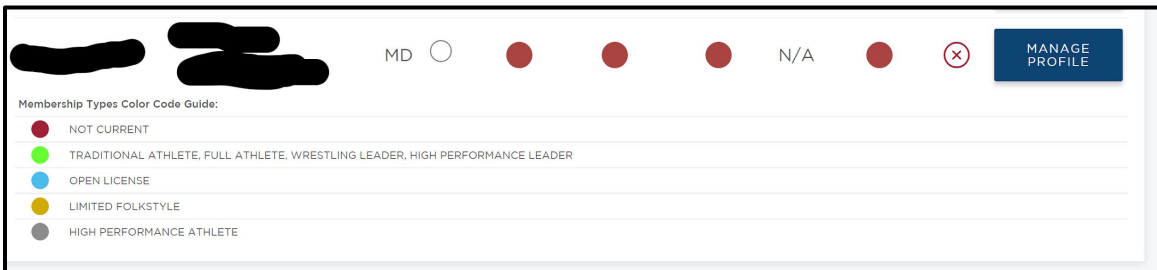
Once you have purchased a membership for your athlete, you should check to ensure the system reflects their current USAW membership status. Click on Manage Profiles and check the color of the circle next to your wrestler’s name. Green = Full Athlete. Mustard Yellow = Limited Folkstyle. Red = No membership.

USA Wrestling Quick Reference Guide

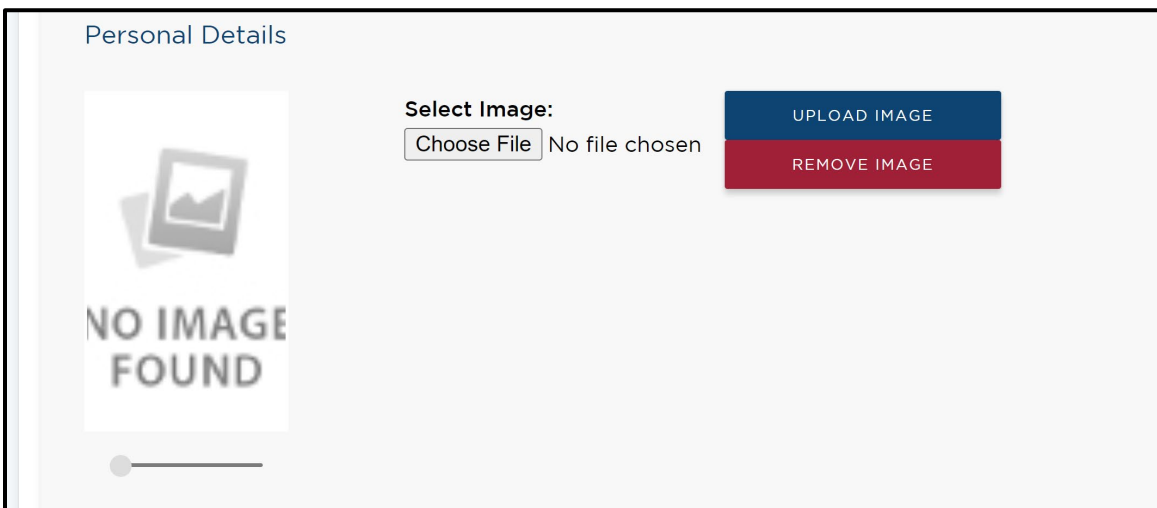


Uploading a picture of your athlete

In order for you to print out your wrestler's USAW card (which is mandatory at some events), you must upload a picture of your wrestler. To upload a picture, click on Manage Profiles. On the Profile Management screen, click on the "Manage Profile" button to the far right of your wrestler's name.



On the next screen, click on the "Upload Image" button and upload your wrestler's picture.



Adding Mavericks Wrestling as your club

All Mavericks wrestlers must have Mavericks Wrestling as their home club in the USAW system. To add Mavericks Wrestling as your home club, click Manage Profiles. On the Profile Management screen, click on the "Manage Profile" button.

On the next screen, click on the "Add Club Affiliation(s)" tab. When the search menu populates below the tabs, search for Mavericks Wrestling in Maryland or search by our club's USAW number (2100000602).

USA Wrestling Quick Reference Guide

View Profile Edit Profile Bio Details **Add Club Affiliation(s)** History Check Ins

Search By Criteria

Club Name State OR USAW Org ID

SEARCH CLUBS

Accepting a pending affiliation request from Mavericks Wrestling

There may be times where Mavericks Wrestling has requested you be affiliated with the club before you have gone into the system to request affiliation for your wrestler. If that is the case, you will see a notification when you log into the USAW system.

USA WRESTLING

Manage Extras USAW Events Resources Help / FAQ

2023 Memberships are now available for purchase!!

Club Affiliation(s) Pending

GO TO APPROVALS

Profiles


Once you click on the “Go To Approvals” button, you will be taken to a screen where you need to approve the request.

Approve	Decline	Profile	Club
APPROVE	DECLINE	[REDACTED]	Mavericks Wrestling

USA Wrestling Quick Reference Guide

Printing your USAW Card

To print your wrestler's USAW card, click on Manage Memberships. On the next screen, click on the "Print Cards" button. This will download a pdf version of your athlete(s) card(s) to your computer for printing.



Renewing a USAW Membership

If your wrestler had a previous USAW membership, an easy way to renew the membership is by clicking Manage Memberships. From this screen, you can see all of your wrestler(s), their membership type(s), the expiration date of their membership(s), and a button to renew their membership(s).

